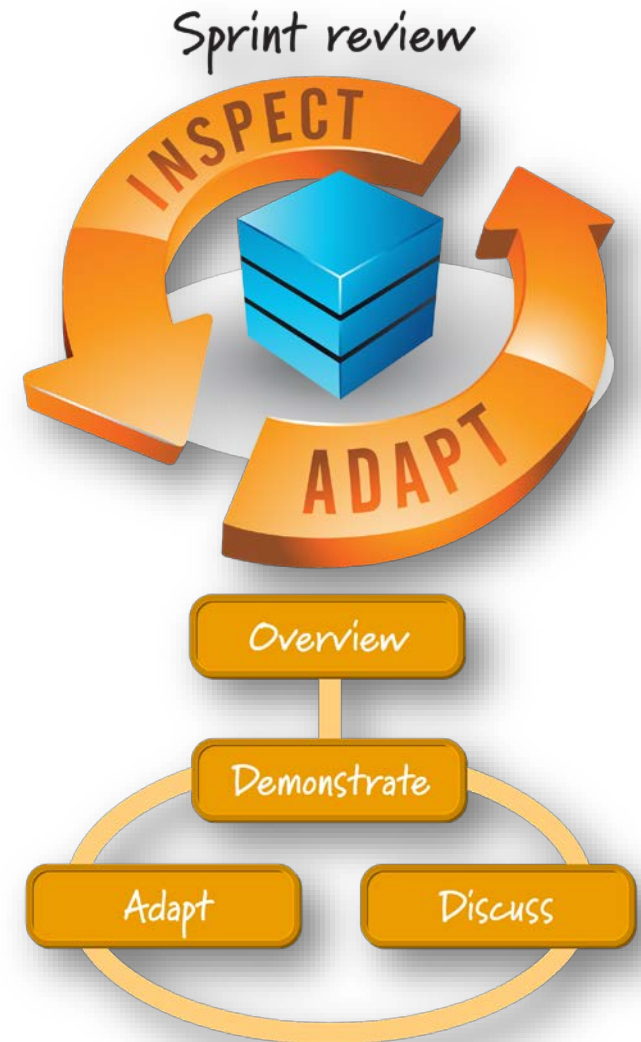




# OpenCCCApply Release 5.5 College Preview

Webinar date:  
September 8, 2016 – 4:00PM





# Introductions

## Presenters:

- Patty Donohue, OpenCCC & CCCApply Product Manager
- Tyler Bain, Lead Developers, Unicon
- Stephen English, Project Manager, Unicon
- Merrie Wales, CCC Support Services Rep





## Housekeeping

- All lines will be muted
- Please add questions to the Chat window
- Two breaks for Q&A during webinar
- Telephone:  
+1 646 558 8656 or +1 408 638 0968 (US Toll)  
Meeting ID: 377 072 3715



## Webinar Overview


- Pilot Preview Objectives
- Discuss & Demo OpenCCC Account changes
- A Few Bug Fixes
- Break for Questions
- CCCApply Standard App Content & Logic Changes
- Demo Multiple Measures Implementation
- Review New Data Fields
- Pilot Downloads
- Providing Feedback during Preview





## CCCApply Communication Policy

- 60 Day Pre-Release Announcements
- Post pre-release notes with Change Request Specs
- Post Steering Committee meeting minutes on [Project Site](#)
- **30-Day Pilot Preview** before every production release
- College Preview Webinars after Pilot Release
- Implementation Support
- Test and report issues in the Support Site: [CCCTechnology.info](#)



**PILOT PREVIEW: REVIEW, SETUP, TEST, PROVIDE FEEDBACK**



## Release 5.5 Schedule

**August 26** = Code freeze; No new development for this release

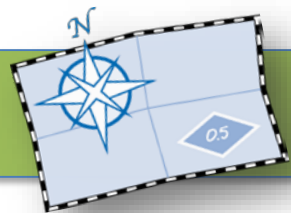
**September 1** = Changes & enhancements released to Pilot Site

**September 2** = “30 Day Preview “on Pilot Site

**September 8** = College Preview Webinars

**September 23** = Final day for feedback and regression tests

**September 30** = Production Release





## 30 Days to Test & Preview in Pilot Site

- All colleges have a Pilot (test) version of their CCCApply applications
- All 5.5 changes and enhancements will appear in the Pilot application beginning September 1.

**IMPORTANT:** Replace the “XXX” at the end of URL with your college MIS code

### PILOT CCCApply Standard Application

<https://pilot.opencccapply.net/cccaply-welcome?cccMisCode=XXX>

### PILOT BOG Application

<https://pilot.bog.opencccapply.net/gateway/bog?cccMisCode=XXX>

### PILOT International Application

<https://pilot.intl.opencccapply.net/gateway/intl?cccMisCode=XXX>

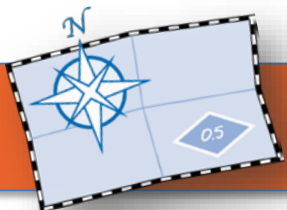


# Shibboleth IdP V3 Upgrade

## What is it?

### OpenCCC Identity Provider (IdP)

- Student sign-in to OpenCCC Account System;
- Generates CCCID
- The gateway to CCC single sign-on for students across all secure CCC web applications
- Upgrade to the central authentication IdP for OpenCCC



**Roadmap 2017:** Auto-login to first page of new Application

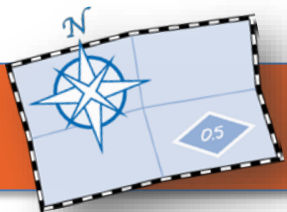




# Shibboleth IdP V3 Upgrade

**Why Upgrade?** Version 2 no longer supported by Internet2

- Reached “end-of-life” on July 31, 2016
- Version 3 will support student single sign-on (SSO)





# FAQ about Shibboleth V3 Upgrade

## What does the college need to do?

- There is nothing the college needs to do. The OpenCCC IdP upgrade will be seamless and transparent to students and colleges.

## Do colleges have to upgrade during the 30 Day Preview?

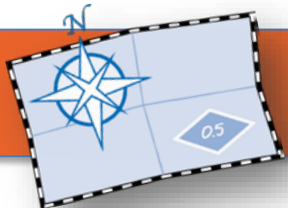
- No. Colleges don't have a deadline to upgrade but should be aware that the Version 2 of Shibboleth is no longer supported by Internet2.

## What will happen if we don't upgrade right away?

- Nothing will happen, but there are benefits to upgrading as soon as you can, including participating in the CCC SSO Federation..

## What if we don't have the resources to upgrade our IdP?

- Please contact the Tech Center for assistance. Support is available.





# CCC SSO Federation & Proxy Service

## What is the SSO Proxy?

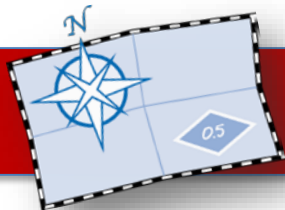
- Helps ALL students get an OpenCCC Account & CCCID

## What is the SSO Federation? Facilitate SSO for students and staff

- Federated identity management across all CCC's and system-wide technology applications
- Single Sign-On (SSO) for students and staff for all applications

## Why is it important?

- Simplifies student experience
- Simplifies college IT management





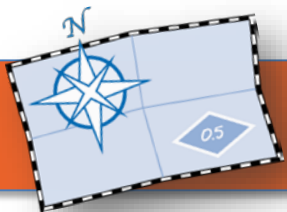
# New Password Reset by Email Option

## **What is the new option?** Self-service Account Recovery by Email

- If the user cannot remember their security questions, they can request a link to reset their password.

## **Why?** Reduce number of support calls to OpenCCC Helpdesk

- 6% of submitted applications resulted in support calls to Helpdesk
- 3.8% of those calls are for Account Recovery (Password Reset)
- Students forget their username, password, and security questions





## Bug Fixes & Other Technical Changes

### **Why?** Issues reported by users are fixed

- Data quality issues needed to be addressed
- Address bugs critical to residency (current & permanent addresses)
- Typos and text fixes throughout applications

### **DEMO:** High-priority bug fixes are demonstrated

- Timestamp removed from date fields in Email rule messages & reports
- Null values replaced for missing first, middle, last names in rules emails
- Footer “Help” hyperlinks



**No Actions Required by College!**



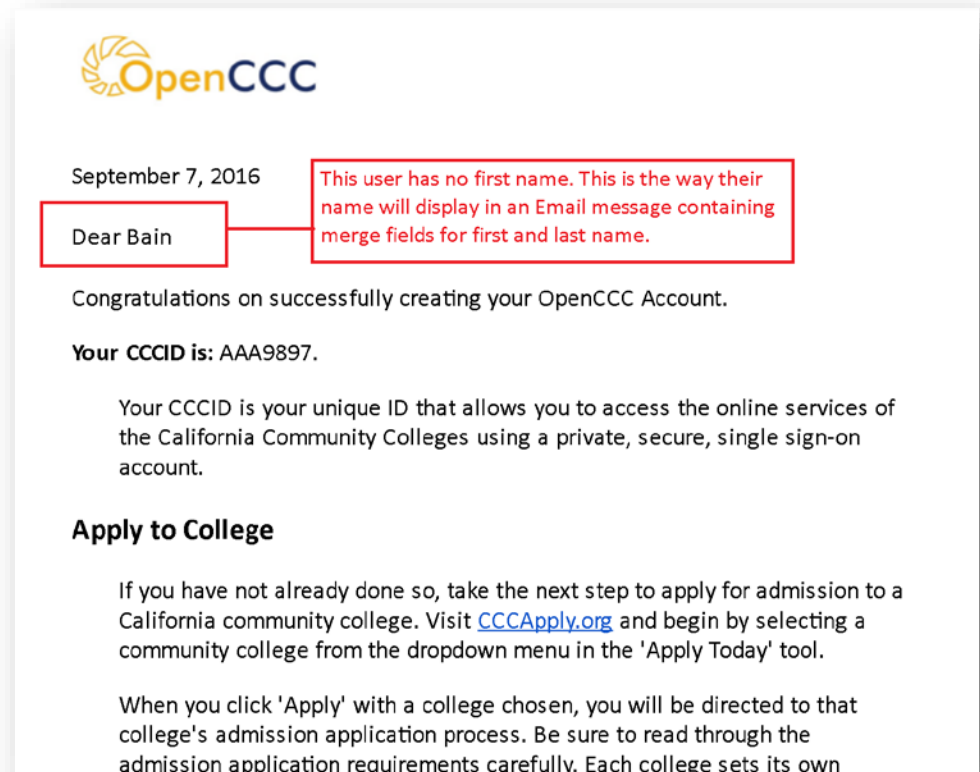
# Bug Fix: Null Values Displaying in Email Messages

## What was the bug?

- Null values were displaying as HTML code in Email rule messages;

## What is the fix?

- Code for Null values are no longer displaying for “No first name” in Email messages, such as Account creation confirmation emails.



The screenshot shows an email from OpenCCC dated September 7, 2016. The salutation is "Dear Bain", which is highlighted with a red box. A red callout box points to this salutation with the text: "This user has no first name. This is the way their name will display in an Email message containing merge fields for first and last name." The email body contains the following text:

Congratulations on successfully creating your OpenCCC Account.

**Your CCCID is:** AAA9897.

Your CCCID is your unique ID that allows you to access the online services of the California Community Colleges using a private, secure, single sign-on account.

**Apply to College**

If you have not already done so, take the next step to apply for admission to a California community college. Visit [CCCApPLY.org](http://CCCApPLY.org) and begin by selecting a community college from the dropdown menu in the 'Apply Today' tool.

When you click 'Apply' with a college chosen, you will be directed to that college's admission application process. Be sure to read through the admission application requirements carefully. Each college sets its own



**No Actions Required by College!**



## Bug Fix: Timestamp removed from date fields

### What was the bug?

- The timestamp, in military time, was displaying in Date field responses in Email rule messages.

### What is the fix?

- Removed the timestamp from non-system generated date fields so that they will appear as dates only in Email messages.

**From:** [from@mycollege.edu](mailto:from@mycollege.edu)  
**To:** "Tyler Bain" <[tbain@unicon.net](mailto:tbain@unicon.net)>  
**Sent:** Wednesday, September 7, 2016 10:57:10 AM  
**Subject:** Welcome to Unicollege

Dear Tyler Bain,

Welcome to the Unicollege!

Thank you for Applying via the CCCApply application.

Here are some important dates for you to remember.

Your birthday is 04-20-1998

You graduated High School on 01-01-2015.

See you in the fall!

The Staff at Unicollege.



**No Actions Required by College!**

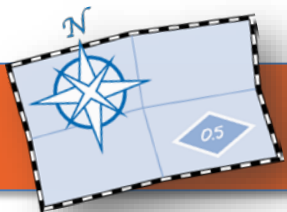


# Accessibility Enhancements

## **Why?** Commitment to Accessibility for All Users

- Core aspect of development & design
- 2015 accessibility audit requirements
- Support screen-readers, keyboard users and assistive technologies

The changes made in the Release 5.5 updates and corrects the accessibility of several interface components, including improvements to keyboard navigation across browsers as well as focus enhancements to buttons and form fields.



**Roadmap:** Redesign CCCApply to WCAG 2.0 AA Standards





# High School / College Finder Widget

**What is it?** Advanced-search look-up tool that displays high schools and colleges with corresponding CDS and CEEB codes in the download file.

**Why?** Previous widget not compliant with WCAG 2.0 AA

- 2015 accessibility audit requirements
- Support screenreaders and other assistive technologies

**How?** Complete re-write of widget code for screen-readers and keyboard users DEMO: New School Finder Widget



**Roadmap:** Enhancements to comply with WCAG 2.0 AA Standards



## Revision to Area B Residency Logic

### **What was the issue?** Residency calculation errors

- Colleges reported inconsistencies in the final residency status
- NEW Residency Steering Sub-Committee identified issue in Area B
- Related to “Out-of-State” indicators for certain populations

### **What changed?** Updated logic and added new step to Area B

- Changed Step 1 to “Class B2 = Possible Resident”
- New Integrity Flag 30 for “Out-of-State” activity
- New step added to final calculation to ensure Non-residents are classified correctly.



**No Action Required by College!** Update rules as needed.



Step	Evaluation Statement	Data Elements & Logic	If Yes	Old Logic If No	NEW LOGIC IF NO
1	Do out-of-state indicators support intent?	ca_outside_tax = 0 AND ca_outside_voted = 0 AND ca_outside_college = 0 AND ca_outside_lawsuit = 0	Go to step 2	<del>Class B0 (go to step 2)</del>	Set Class B2 (set new flag 30) (go to step 2)
2	Has the applicant lived in California for two years prior to RDD?	ca_res_2_years = 1	Go to step 5	Go to step 3	NO CHANGE
3	Has the applicant been resident in CA for over a year prior to RDD?	ca_date_current != null AND ca_date_current < RDD minus 1 year	Class B2 (flag 59) go to step 5	Go to step 4	NO CHANGE
4	Is the applicant a current or former foster youth, under age 20, and now residing in California?	foster_youth_status is != 0 AND RDD minus Birthdate < 20 years	Class B2 (flag 70) and go to step 5	<del>Class B0 end</del>	Set Class B0 AND (go to step 12)  Note: Setting Class B0 here overrides (changes) the B2, if previously set



Step	Evaluation Statement	Data Elements & Logic	If Yes	Old Logic If No	NEW LOGIC IF NO
<b>No changes to Steps 5 through 11</b>					
<b>NEW STEP 12</b>	"Has Class B0 been set?"	Class B0	Set Class B0 and END logic	Go to Step 13	ADD NEW STEP 12
<b>13</b>	"Has Class B2 been set?"	Class B2	Set Class B2	Set Class B1	Move this step down one step (from 12 to 13)



# Multiple Measures for Assessment Placement

## What is it?

- OPTIONAL implementation to collect high school transcript information to support assessment placement for CCCAssess
- Governed by CAI Steering Committee & CCCCO
- New HS Transcript section on Education page
- 8 new questions and downloadable data fields
- Questions only appear if student meets qualifying criteria

## Why? Support for Common Assessment Initiative (CAI)

- Legislation behind this: SB1456
- Need data for multiple measures



### Actions Required by Participating Colleges!

Add fields to download file & test in Pilot site first if you opt-in



# Multiple Measures for Assessment Placement

## Conditions for Display

Questions will only display if the student meets one of the following conditions:

### Condition #1: High School Senior

- High School Education Level = "Will be enrolled in high school (or lower grade) and college at the same time"

AND

- High school Country = United States



## Actions Required by Participating Colleges!

Add fields to download file & test in Pilot site first if you opt-in



# Multiple Measures for Assessment Placement

## Conditions for Display

Questions will only display if the student meets one of the following conditions:

### **Condition #2: HS Grad (or equivalent) with 10 Years of RDD in US**

High School Education Level is one of the following:

- Received high school diploma from US high school
- Passed a high school equivalency test
- Received a Certificate of California High School Proficiency;

AND

High School Completion Date is < 10 years from the RDD (high school completion/graduation is less than 10 years prior to the day before the first day of the selected Term).

AND

High School Country = United States



# Multiple Measures for Assessment Placement

- According to Title 5, all California Community Colleges must use multiple indicators and sources of evidence of student ability for the purposes of placement into English and Mathematics curricula (This is known as "multiple measures").
- Currently, many colleges are tapping-in to verified data from Cal-PASS Plus to access the data points to generate a placement that includes multiple measures. In some cases, there may be a significant portion of the student population not served by the verified data.
- We are adding a group of high school transcript data questions that ask the student about their academic background within the areas of English and Mathematics. The questions align to the decision trees piloted through the Multiple Measures Assessment Project (MMAP).





## Multiple Measures for Assessment Placement

- The responses will allow a student to self-report the data points that are needed to generate a placement recommendation based on the Multiple Measures Assessment Project (MMAP) decision trees.
- Colleges will be able to download those responses into their SIS via the CCCApply Download Client



# Multiple Measures for Assessment Placement

## What does the college HAVE to do to prepare for this change?

- NOTHING unless they want to implement and download the new fields
- If you are NOT implementing, the questions will still appear in PILOT site for 30 Day Preview period – then they will go away.

## How to Opt-In?

- Colleges must “opt-in” to participate
- College should contact CCCApply or CCCAssess Product Mgr
- Add data fields and test in Pilot prior to September 30
- Send Opt-In Request to:  
John Hadad, Product Manager, [jhadad@ccctechcenter.org](mailto:jhadad@ccctechcenter.org)



# Update Your Download Files for Release 5.5 ONLY if you plan to add the new data fields!

## What gets updated?

- Download Format XML Files by College IT staff
- 8 new Multiple Measures data fields (optional)

## How? Add new fields and update Pilot & Production downloads

- Make changes to Pilot download files to test
- See updated Data Dictionary for field specifications
- Update Download Client jar file(s) and test downloads in Pilot
- Duplicate updates to DLC in Production environment
- [Release Notes 5.5 – Getting to the Download URLs for Pilot & P Rod](#)



**Recommended Actions:** Preview first,  
then add applicable data fields to Downloads



<b>Name</b>	<b>Data Element</b>	<b>Format / Length</b>	<b>Application</b>
SSN No	ssn_no	Boolean	Standard, BOG, IA
Completed Eleventh Grade	completed_eleventh_grade	Boolean	Standard Only
Grade Point Average	grade_point_average	Text	Standard Only
Highest English Course Taken	highest_english_course	Varchar 2	Standard Only
Highest English Course Grade	highest_english_grade	Integer	Standard Only
Highest Math Course Taken	highest_math_course_taken	Varchar 2	Standard Only
Highest Math Course Taken Grade	highest_math_taken_grade	Integer	Standard Only
Highest Math Course Passed	highest_math_course_passed	Varchar 2	Standard Only
Highest Math Course Passed Grade	highest_math_passed_grade	Integer	Standard Only
Integrity Flag 30	Integrity_fg_30	Varchar 2	Standard Only
Term Enrollment	enroll_term_description	Varchar 100	International Only
Major Description	major_description	Varchar 64	International Only
Term Start Date	term_start_date	Date	International Only
Term End Date	term_end_date	Date	International



## Test Using Pilot Download Server URLs

Application	PILOT DOWNLOAD URL
PILOT CCCApply Standard	<a href="https://pilot.admin.openccc.net:8443/ccctransfer">https://pilot.admin.openccc.net:8443/ccctransfer</a>
PILOT BOG Application	<a href="https://pilot.admin.openccc.net:8443/ccctransferbog">https://pilot.admin.openccc.net:8443/ccctransferbog</a>
PILOT International App	<a href="https://pilot.admin.openccc.net:8443/ccctransferintl">https://pilot.admin.openccc.net:8443/ccctransferintl</a>

### Recommendations for College IT Staff:

- If adding new fields to downloads, update Pilot Format XML file and test in Pilot
- Refer to PILOT Data Dictionaries & User Guides for technical specifications
- See the [Download Client User Guide](#) for help updating files & transfer client
- [Update Download Client Jar Files](#) here (PILOT & Prod are listed).



**Recommended: Test Downloads in Pilot During 30-Day Preview**



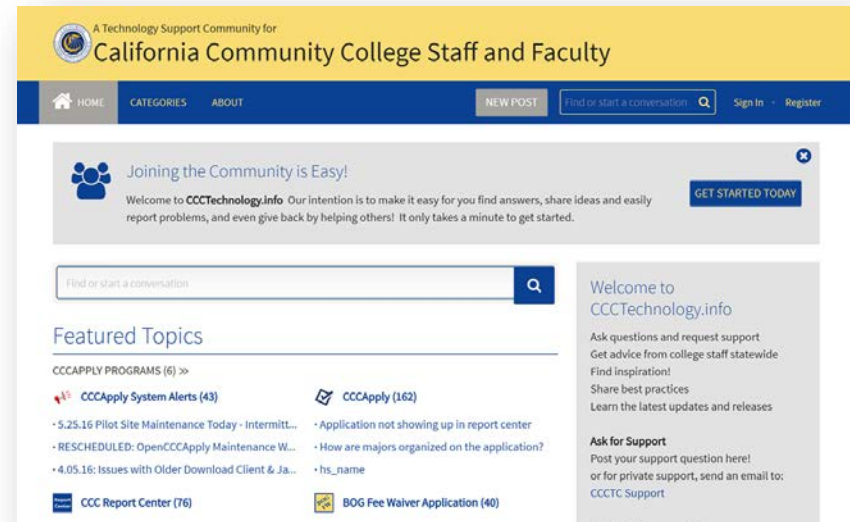
# Report Feedback During 30-Day Preview

## Why?

- Test and report feedback during Pilot Preview
- Developers need feedback
- 30 Days to fix issues

## How?

- Register for account on [CCCTechnology.info](http://CCCTechnology.info)
- Report bugs found in Pilot Site
- Ask questions & discuss



**Recommended: Preview, Test and Report Bugs in Support Site**



# Documentation

## What documentation is available?

- [Release 5.5 Notes Summary](#)
- [Approved Change Requests Specifications](#)
- [PILOT Data Dictionaries](#)
- [PILOT User Guides](#)
- [PILOT Updated Download Client Jar Files](#)

## Websites

- [CCCApply Project Site](#)
- [CCCApply Public Documentation Space](#)
- [CCC SSO Federation > Public Documentation Space](#)



**Recommended: Preview, Test and Report Bugs in Support Site**