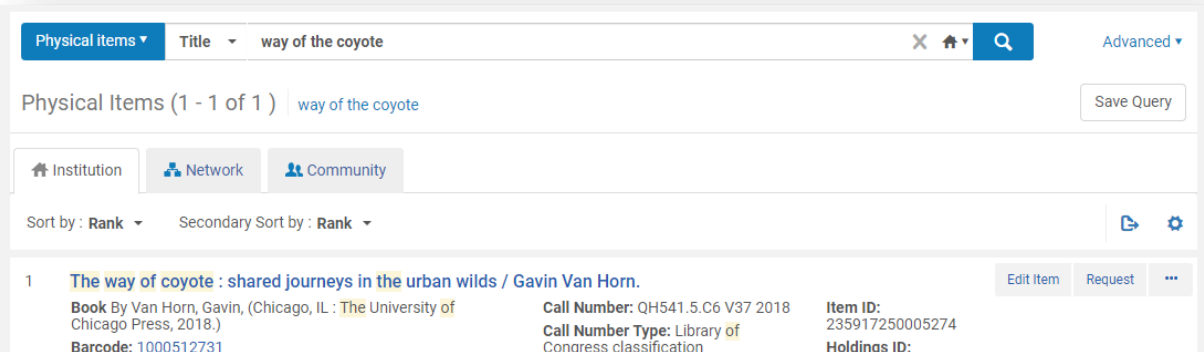
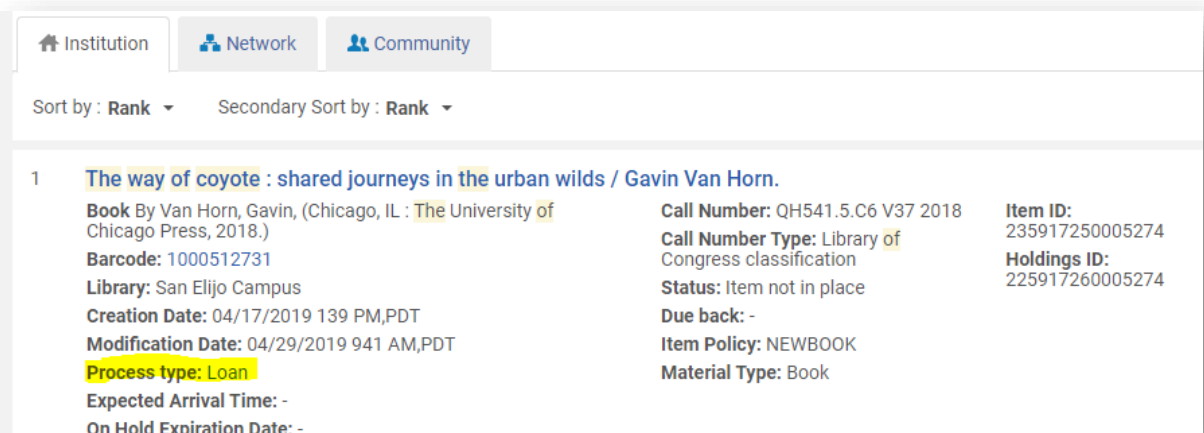


# ALMA QUICK TIPS: Locating the Current Patron for a Loaned Item

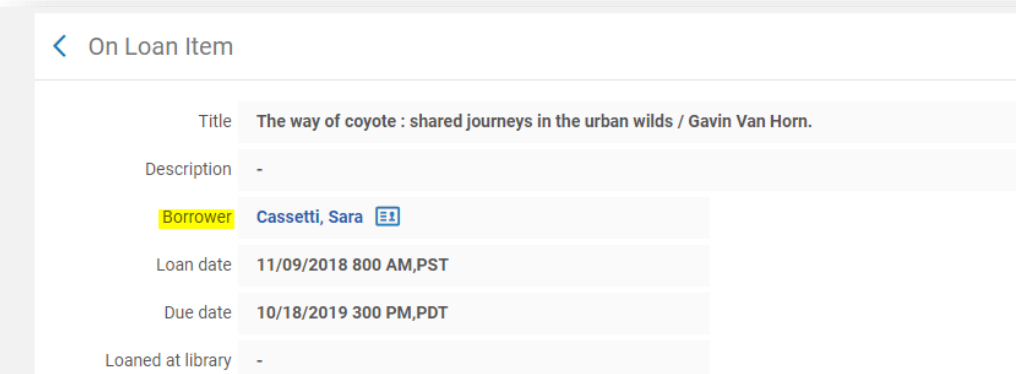
1. Locate the loaned item in the repository. Limit your search to Physical Items to limit the results.




2. Locate the **Process Type** field of the item record and click on [Loan](#).



3. This will open the **On Loan Item** screen, and the patron who currently has the item checked out will be listed in the **Borrower** field.



4. Clicking on the patron's name will bring you directly to their user record. Clicking on the  icon to the right of the patron's name will open a quick view of the user record.

< On Loan Item

Title **The way of coyote : shared journeys in the urban wilds / Gavin Van Horn.**

Description -


Borrower **Cassetti, Sara** 

Loan date

Due date

Loaned at library

Loaned at desk -

<b>Name</b>	Cassetti, Sara
<b>Primary Identifier</b>	
<b>Email</b>	<a href="mailto:scassetti@miracosta.edu">scassetti@miracosta.edu</a>
<b>Telephone</b>	