



**CCCApply Standard Application
Data Dictionary V.2016.1**

Contents

| | |
|--------------------------------------|-----------|
| Overview..... | 7 |
| Accessibility..... | 8 |
| Automatic Field Population..... | 9 |
| | |
| System Values..... | 12 |
| Application ID..... | 12 |
| California Community College ID..... | 12 |
| Download Status..... | 13 |
| College ID..... | 14 |
| College Name..... | 14 |
| College Address: Street..... | 15 |
| College Address: City..... | 15 |
| College Address: Zip Code..... | 16 |
| College Website URL..... | 16 |
| College Phone Number..... | 17 |
| College Email..... | 17 |
| College District..... | 18 |
| College Redirect URL..... | 18 |
| College District ID..... | 19 |
| Cryptokeyid..... | 19 |
| District Name..... | 20 |
| District Address: Street..... | 20 |
| District Address: City..... | 21 |
| District Address: Zip Code..... | 21 |
| District Website URL..... | 22 |
| District Phone Number..... | 22 |
| Campaign Fields..... | 23 |
| Survey: Experience..... | 23 |
| Survey: Recommend..... | 24 |
| Survey: Comments..... | 24 |
| | |
| Enrollment Information..... | 26 |
| Term ID..... | 26 |
| Term Code..... | 26 |
| Term Description..... | 27 |
| Term Start Date..... | 27 |
| Term End Date..... | 28 |
| Term Open Date..... | 28 |
| Term Close Date..... | 29 |
| Major ID..... | 29 |
| Major Code..... | 30 |
| Major Description..... | 30 |
| Major Start Date..... | 31 |
| Major End Date..... | 32 |
| TOP Code..... | 32 |
| Program Control Number..... | 33 |
| Award Type..... | 33 |

Educational Goal.....34
 Intended Major ID..... 35

Account Data in the OpenCCC Standard Application.....37

Legal Name: First..... 38
 Legal Name: Middle..... 39
 Legal Name: Last..... 39
 Legal Name: Suffix..... 40
 Other/Previous First Name..... 41
 Other/Previous Name: Middle..... 42
 Other/Previous Name: Last..... 43
 Preferred First Name..... 44
 Preferred Middle Name..... 45
 Preferred Last Name..... 46
 Social Security Number..... 46
 Social Security Number/Taxpayer Identification Number..... 49
 Social Security Number Type..... 52
 Social Security Number: None..... 53
 Social Security Number: Other Exception..... 55
 Date of Birth..... 56
 Mailing Address: Street..... 58
 Mailing Address: City..... 59
 Mailing Address: State..... 60
 Mailing Address: Non-USA Province..... 61
 Mailing Address: Postal Code..... 62
 Mailing Address: Country..... 63
 Mailing Address: Same as Permanent..... 64
 Mailing Address Outside U.S..... 65
 Permanent Address: Street1 and Street2..... 65
 Permanent Address: City..... 67
 Permanent Address: State..... 67
 Permanent Address: Non-U.S. State/Province..... 68
 Permanent Address: ZIP Code or Postal Code..... 69
 Permanent Address: Country..... 70
 Main Phone Number..... 71
 Main Phone: Extension..... 71
 Main Phone: Text Permission..... 72
 Second Phone Number..... 73
 Second Phone: Extension..... 74
 Second Phone: Text Permission..... 74
 Email Address..... 75

Personal Information.....77

Gender..... 77
 Transgender..... 79
 Sexual Orientation..... 80
 Dependent of Parent/Guardian..... 82
 Parent/Guardian Name: First..... 84
 Parent/Guardian Name: Last..... 84
 Parent/Guardian Relationship..... 85
 Parent/Guardian Education Level..... 86
 Parent/Guardian 2 Education Level..... 88
 Parent/Guardian Education Level: MIS..... 89
 Race/Ethnicity..... 90

Hispanic/Latino..... 91
 Race Group..... 92

Education..... 95

Enrollment Status..... 95
 High School Education Level..... 96
 High School Completion Date..... 98
 Higher Education Level..... 99
 Higher Education Completion Date..... 100
 Highest Education Level..... 101
 Graduated From California High School..... 102
 Attended California High School for Three Years..... 103
 High School Attendance..... 104
 High School Not Listed..... 105
 Last High School Attended: Country..... 106
 Last High School Attended: State..... 107
 Last High School Attended: Name..... 108
 Last High School Attended: City..... 109
 Last High School Attended: CDS Code..... 110
 Last High School Attended: CEEB Code..... 112
 Number of Colleges Attended..... 112
 College Expelled Summary..... 114
 College/University {1-4}: Country..... 115
 College/University {1-4}: State..... 116
 College/University {1-4}: Name..... 116
 College/University {1-4}: City..... 118
 College/University {1-4}: CDS Code..... 119
 College/University {1-4}: CEEB Code..... 120
 College/University {1-4}: Date From..... 121
 College/University {1-4}: Date To..... 122
 College/University {1-4}: College Expelled Status..... 123
 College/University {1-4}: Degree Type..... 124
 College/University {1-4}: Degree Date..... 125
 College/University {1-4}: College Not Listed..... 126

Citizenship/Military..... 128

Citizenship Status..... 128
 Alien Registration Number..... 129
 Visa Type..... 130
 No Documents..... 131
 Visa/Alien Registration Issue Date..... 132
 Visa/Alien Registration Expiration Date..... 133
 Visa/Alien Registration: No Expiration Date..... 134
 Military Status..... 135
 Military Discharge Date..... 137
 Military Discharge Type..... 138
 State of Legal Residence (Military)..... 139
 Military Home State..... 140
 Military Home Country..... 141
 Military: Stationed in California..... 142
 Military: Stationed in California for Educational Purposes..... 143

Residency.....145

California Resident for Two Years..... 145
 Date Current Stay in California Began..... 146
 Not Yet Arrived in California..... 147
 State College Employee..... 148
 Public School Employee..... 149
 Seasonal Agricultural Worker..... 150
 Foster Youth in California..... 151
 Foster Youth Status..... 152
 Foster Youth Priority..... 154
 Foster Youth MIS..... 154
 Declared Residency Outside California for Taxes..... 155
 Declared Residency Outside California for Taxes Year..... 156
 Registered to Vote Outside California..... 157
 Registered to Vote Outside California: Year..... 158
 Residence for College Outside California..... 159
 Residence for College Outside California: Year..... 160
 Lawsuit Outside California..... 161
 Lawsuit Outside California: Year..... 162
 Residency Status..... 163
 Residency Status Change..... 164
 Previous Residency Date..... 165
 Residency Integrity Flags..... 165
 Ineligible for Admission Flag..... 166
 Eligible for AB540 Waiver..... 166
 Financial Aid Referral Flag..... 167

Needs & Interests.....169

Summary Table of Needs & Interests Values..... 169
 Comfortable With English..... 170
 Financial Aid Information..... 171
 Receiving TANF, SSI, General Assistance..... 171
 Athletic Interest: Intercollegiate..... 172
 Athletic Interest: Intramural..... 173
 Athletic Interest: No..... 174
 Academic Counseling/Advising..... 175
 Basic Skills..... 175
 CalWorks..... 176
 Career Planning..... 176
 Child Care..... 177
 Counseling - Personal..... 178
 Disabled Student Programs and Services (DSPS)..... 178
 Extended Opportunity Programs and Services (EOPS)..... 179
 English as a Second Language (ESL)..... 180
 Health Services..... 180
 Housing Information..... 181
 Employment Assistance..... 181
 Online Classes..... 182
 Re-Entry Program (After 5 Years Out)..... 183
 Scholarship Information..... 183
 Student Government..... 184
 Testing, Assessment, Orientation..... 185
 Testing, Assessment, Orientation..... 185
 Transfer Information..... 186
 Tutoring Services..... 186
 Veterans Services..... 187

| | |
|---|------------|
| Consent..... | 189 |
| Submission..... | 191 |
| IP Address..... | 191 |
| Language Flag..... | 191 |
| Supplemental Questions Page Code..... | 192 |
| E-Signature Confirmation..... | 192 |
| Financial Aid Acknowledgement..... | 193 |
| Application Confirmation Number..... | 195 |
| Submission Timestamp..... | 195 |
| Appendix A: Submission Calculation Logic & Residency Algorithm..... | 196 |
| Overview of Submission Calculations..... | 196 |
| Receiving Data from CCCApply..... | 196 |
| Returning Calculations to CCCApply..... | 196 |
| Receiving Data from Other Sources and Returning Calculations to Them..... | 196 |
| Residency Algorithm (Preliminary Residency Calculation)..... | 196 |
| Areas of Residency Qualification..... | 197 |
| Area Criteria..... | 197 |
| Residence Determination Date (RDD)..... | 197 |
| Residency Integrity Flags..... | 198 |
| Identification of Data Elements..... | 198 |
| Residency Status Change Information..... | 207 |
| Residency Determination Details Report..... | 208 |
| Review Application & Submission Time Error Messaging..... | 214 |
| Appendix B: Financial Aid Algorithm..... | 216 |
| AB540 Notification to Students..... | 216 |
| Financial Aid Referral Flag: Identifying Students for Financial Assistance..... | 216 |
| Appendix C: AB540 Waiver Algorithm..... | 217 |
| Non-Immigrant Visa Types (Table No Longer Used)..... | 217 |
| Appendix D: Ineligibility Flag and Highest Education Level..... | 219 |
| Ineligibility Flag..... | 219 |
| Highest Education Level..... | 219 |
| Appendix E: Table of Downloadable Fields..... | 220 |

Overview

This data dictionary describes the data elements for the CCCApply Standard application. Data elements are defined in the order in which they appear to the applicant, with hidden data elements presented where logically appropriate. Data element specifications include:

- Data names and descriptions
- Last revision date for data elements
- MIS data correlation Data types, formats, and lengths
- Data characteristics (downloadable, system-generated, hidden, etc.)
- Input rules, validation checks, and error messages
- Usage, constraints, and notes
- Online prompts and data entry methods
- Online help
- Valid values and labels
- Spanish text where provided by CCCApply-en-Español (Spanish Application)

Data elements that can be included in application downloads are summarized in Appendix F.

Data Formats

Each data value is stored in the database in the format described in this data specification. The stored value format is the default for downloading, but an alternate format for download can be specified by the user through the Download Client format file. See the CCCApply Download Client guide for details.

Format of Data Element Tables Information about each data element is presented in a table with the following layout and contents:

Data Element Descriptor Data Element: The CCCApply database table and data element, in format 'table: element'.

Description: A description of what the data element represents.

Format, Length: The format (data type) and length of the data element.

Values: Possible values that the data element can have. When presented in the format 'X = Description', X is the stored (and downloadable) value, and the description is the meaning of the value. For menus, reports, and displays, the description (perhaps edited) is used.

Allows Null: Whether the data element can be null in a submitted application.

Default: The data element's default value, if any; most CCCApply values do not have a default. **Usage:** Information about how the data element is used.

Notes: Additional information, comments, and/or question about the data element.

Xap Field: The name of the equivalent data element in the Xap CCCApply system (if available).

Revision Log: Information about changes made to this table.

Data Downloading

Application data will be available to colleges for downloading. For the benefit of Xap CCCApply users, the formats of downloadable data should correspond to the formats in the Xap system where possible. Where data correlates to CCCCO MIS data elements, reported by colleges to the Chancellor's Office in a pre-defined format, the downloadable data must be in the MIS format.

In Progress Data

The in-progress applications are stored in a normalized database. The tables in this document represent the data as it is stored in this database. When an application is submitted, the data is copied to another database into two tables that are used for downloads and reporting.

Downloading and Reporting Data

The download and reporting tables are the submitted_application and submitted_question_response tables. The submitted_application table consists of all of the application data in a single flat row. The submitted_question_response table represents a flat version of the answers to the supplemental questions. The content of both of these tables is available for downloading and reporting and is documented in the CCCApply Online User Guide, a link to which can be found on the CCCApply Project site <http://www.cccapplyproject.org/documents>.

Changes to Data Elements

The data elements in this Data Dictionary are subject to change during the implementation of annual updates and at other times. Fields may be added or deprecated. Also, field values may be added, modified, or deprecated. All changes are documented in the Change Log.

Accessibility

The OpenCCC account creation and CCCApply college application platforms underwent web accessibility evaluations in 2015 and now include greater support for potential students with disabilities registering and applying to colleges. The initial focus and remediation efforts addressed specific accessibility issues and resulted in improved keyboard and various assistive technology interactions.



Note: Assistive technologies include screen-readers, speech input, screen-magnification, etc.)

Accessibility evaluations and development will continue for both platforms with a goal of meeting the Web Content Accessibility Guidelines 2.0, Level AA (WCAG 2.0, AA).

Overview of Remediated Issues

- **Images:** Informational/context images now include descriptive text to improve user experience. Visual-design images have been modified so they do not speak incorrect information when encountered by screen-reader applications.
- **Form/Field Labels:** All form fields were modified as needed and associated with their corresponding on-screen text question. When using assistive technology and focus is set to a form field, the appropriate text question will be communicated back to the applicant.
- **English Hover Help Text:** Hover help text was not supported reliably by assistive technologies and removed from form fields in which it is no longer relevant (specifically, Yes/No radio buttons, check boxes, and drop down menus). Hover Help was retained for text input fields and is usable from the keyboard as well as read by assistive technologies in addition to the on-screen text labels.



Note: Spanish hover help remains in place to meet language translation needs.

- **Error and Explanatory Dialog Windows:** Pop-up windows that require user interaction have been modified to support assistive technologies and, when closed, return the individual back to the original location on the web page. If the dialog/pop-up window is due to an input error, focus is returned to the form field that is not correct to assist keyboard, screen-reader, or screen-magnification solution users.
- **Color Contrast:** Color contrast was modified to meet the WCAG 2.0, AA criteria contrast requirements. Changes do not affect the color palettes for a college's logo or branding, but do affect buttons, hyperlinks, and other application process elements. Color contrast will be reviewed continually as the design and appearance of the OpenCCC and CCCApply platforms evolve.
- **Accessibility Web Page:** The OpenCCC Account Creation and CCCApply Application both a web page link providing accessibility information in the page footer. The OpenCCC accessibility page is public facing whereas

the CCCApply accessibility page requires authentication prior to viewing. The accessibility web page includes information specific to website accessibility, including common keyboard commands for web browsers and contact information for reporting an accessibility issue. Contact information on the web page includes accessibility reporting options: e-mail address, phone, TTY, and physical campus address.

Automatic Field Population

There are two ways fields auto-populate in the CCCApply application:

- OpenCCC Account data that auto-populates every CCCApply Standard application applicants create
- Conditional field population of second and subsequent applications (the applicant opts-in to copy previous application data)

OpenCCC Account Data Population

The following fields always auto-populate in the applicant's CCCApply Standard application based on the data entered in their OpenCCC Account.

- CCCID
- Last Name
- First Name
- Middle Name
- Previous First Name
- Previous Middle Name
- Previous Last Name
- Preferred First Name
- Preferred Middle Name
- Preferred Last Name
- SSN
- SSN Last 4 digits
- SSN Type
- Email Address
- Date of Birth
- Mainphone, extension and authorization for text
- Second phone, extension and authorization for text
- Street address 1 and 2
- City
- State
- Postal code
- Non US Province/State
- Non US Postal Code
- Country



Note: The *Current Mailing Address* fields can be populated from the user's OpenCCC Account *Permanent Address* fields by selecting the check box that indicates the addresses are the same.

US Address verification US addresses are validated using the CASS (U.S. Postal Service) address validation system. This includes the addresses entered in the OpenCCC Account Creation process.

Previous Application Field Auto-population

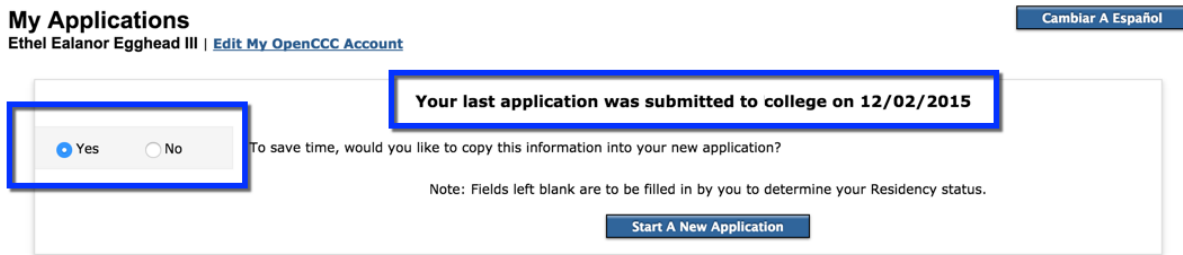
When applicants have previously completed/submitted a CCCApply application, each time they begin a new application they can choose to copy the previous application's information into the current one.



Note: Previous application data cannot be used for auto-population in the following cases:

- the last most recent application is over two years old from the current date
- the last and only application was left in-progress and was never submitted

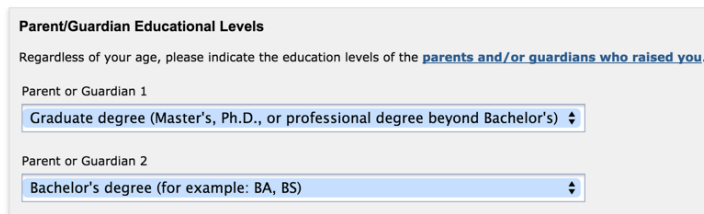
Each new, subsequent application prompts the applicant to opt in or opt out of field auto population *My Applications* page. The last college applied to and the date of application also display.




The *Yes* button is selected by default, but the applicant can select the *No* radio button to opt out of auto-field population.

By selecting the *Yes* radio button on the *My Applications* page the applicant opts-in to auto-field population and will see the following functionality:

- After the applicant selects either *Yes* or *No* and begins an application, they cannot go back and change that selection
- The applicant can choose to change/edit any of the auto-populated fields if they selected *Yes* for auto population
- Auto-populated fields in the new application display the most recent, previous application responses, and appear with blue highlighting



- The following types of fields are not auto-populated when the applicant opts in to auto population:
 - Residency determination-related fields
 - Supplemental questions
 - AB620 data
- When the applicant either tabs past the auto-populated field or edits or clicks the **Save** or **Continue** button, the auto-populated values are treated as "verified" by the system and the blue highlighting no longer displays.

 **Note:** If the applicant tabs past a field, then navigates back to a different tab in the application without clicking **Save** first, when they return to that tab the blue highlighting will display again for the auto-populated field that was tabbed past. When you save the application and resume it later, auto-populated questions you have not verified yet continue to display the blue highlighting.

The following list of fields by tab in the Standard application indicate which fields do/do not auto-populate in the applicant's CCCApply Standard application when they opt-in (choose *Yes*) to field auto population.

| Tab | Fields that do/don't auto-populate |
|-----------------------------|--|
| Introduction | No fields on this page auto-populate values |
| Enrollment Information tab | No fields on this page auto-populate values |
| Account/Mailing Information | <ul style="list-style-type: none"> • The OpenCCC Account fields auto-populate the read-only OpenCCC Account Information fields. |

| Tab | Fields that do/don't auto-populate |
|--------------------------|---|
| | <ul style="list-style-type: none"> All the Current Mailing Address fields on this page auto-populate values |
| Personal Information tab | These fields don't auto-populate (all other fields do): <ul style="list-style-type: none"> Sexual Orientation and Transgender fields Transgender field |
| Education tab | These fields do not auto-populate (all other fields do): <ul style="list-style-type: none"> College Enrollment Status High School Education field group |
| Citizenship/Military tab | These fields do not auto-populate: <ul style="list-style-type: none"> Citizenship Status U.S. Military/Dependent of Military field group |
| Residency tab | No fields on this page auto-populate values |
| Needs & Interests tab | All fields on this tab auto-populate values |
| Consent tab | No fields on this page auto-populate values |
| Review Application tab | No fields on this page auto-populate values |
| Submission tab | No fields on this page auto-populate values |

System Values

The tables in this section represent system values that are not populated based on any field entry in the CCCApply standard application, but are configured to autopopulate the database for each application for your college. System Variables System variables are fields generated by the system

Supplemental Questions Table

The Supplemental Questions page allows an individual college to add its own questions to the application. A college may choose whether or not to employ a Supplemental Questions page.

Survey Table

The Survey table contains the information entered in the Application Survey form, which is presented to students after they submit an application.

Note: Information in the Survey table is not supported at this time, nor available for download.


Application ID

Table 1: Application ID

| | |
|-----------------|---|
| Data Element: | app_id |
| Description: | The unique identifier for a single application to college. |
| Format, Length: | bigint |
| Values: | Unique number assigned by the system for every application. |
| Allows Null: | No |
| Default: | None |
| Usage: | Used to uniquely identify a single application. |
| Notes: | |
| Xap Field: | |

California Community College ID

| | |
|----------------------|---|
| <i>Data Element:</i> | ccc_id |
| <i>Description:</i> | The unique identifier for a single user's account. This identifier is assigned during account creation in OpenCCC. This field is passed as part of a submitted application to each college and is stored in the college Student Information System (SIS). This field can be used for student authentication when a student signs in at a college. It can be passed as an attribute to student |

| | |
|---------------------------|--|
| | <p>statewide services so the service can verify the student has an OpenCCC account and perform automatic sign in. This field will also be passed as an MIS field.</p> <p>The user's unique CCCID for Federated Identity.</p> |
| <i>Format, Length:</i> | Character varying(8) |
| <i>Values:</i> | <p>The format of the ccc_id is:</p> <p>Positions 1 - 3: AAA thru ZZZ (Sequentially assigned beginning with AAA)</p> <p>Positions 4 – 7: 0001 thru 9999 (Sequentially assigned beginning with 0001 for each value in positions 1-3)</p> <p>Position 8: For future expansion if all values become exhausted.</p> <p> Note: In positions 1-3, “I” and “O” are not used to avoid confusion with “0” and “1”.</p> |
| <i>Allows Null:</i> | No. This is a system assigned field and is not entered by the user. |
| <i>Default:</i> | System assigned. |
| <i>Usage:</i> | <p>Used to uniquely identify an OpenCCC user account. This account can be used to apply to any participating college in the new CCCApply. It is also used for any additional student statewide services which use the ccc_id for authentication.</p> <p>Stored for use in Federated ID.</p> <p>Other possible uses TBD.</p> |
| <i>Notes/Constraints:</i> | <p>System-generated unique identifier.</p> <p>System will support expansion of CCCID to 8 characters (XXXXNNNN).</p> <p>Populates the CCCApply Standard and International applications and the BOG Fee Waiver applications from the applicant's OpenCCC Account.</p> |
| <i>Prompt Text:</i> | <p>None</p> <p>After account creation, the CCCID displays next to the logged-in user's name for the OpenCCC Account, CCCApply Standard application, CCCApply International application, and BOG Fee Waiver application.</p> |
| <i>Xap Field:</i> | N/A |
| <i>Revision Log:</i> | ~~ |

Download Status

| | |
|-----------------|---|
| Data Element: | status |
| Description: | The download status of an application. |
| Format, Length: | Character (1) |
| Values: | I = Initial (when application is initially inserted into submitted_application table), D=Downloaded (application has been downloaded to the college) |

| | |
|---------------|---|
| Allows Null: | No |
| Default: | None |
| Usage: | This field is relevant only to the submitted_application table. |
| Notes: | |
| Xap Field: | |
| Revision Log: | ~~ |

College ID

| | |
|-----------------|---|
| Data Element: | college_id |
| Description: | The system's identifier for a particular California Community College. |
| Format, Length: | bpchar, 3 |
| Values: | 3-digit code |
| Allows Null: | No |
| Default: | None |
| Usage: | Identifies a particular college based on the system's table of college ID codes. System field: required and non-configurable. |
| Notes: | College table. |
| Xap Field: | |
| Revision Log: | ~~ |

College Name

| | |
|-----------------|---|
| Data Element: | college_name |
| Description: | Name of college student is applying to. |
| Format, Length: | varchar, 50 |
| Values: | Text string |
| Allows Null: | No |
| Default: | None |

| | |
|---------------|---|
| Usage: | Displayed in many places in the online application process. |
| Notes: | College table. Required and customizable. |
| Xap Field: | |
| Revision Log: | ~~ |

College Address: Street

| | |
|-----------------|--|
| Data Element: | streetaddress1, streetaddress2 |
| Description: | Street address for the college, in two lines. |
| Format, Length: | Each: varchar, 50 |
| Values: | Text strings |
| Allows Null: | streetaddress1 – No - streetaddress2 - Yes |
| Default: | None |
| Usage: | Displayed on Application Confirmation page. This field can be customized in the Administrator to appear in the CCCApply application. Values are configured on the College tab in the Administrator and stored in the College table. Required. |
| Notes: | College table. |
| Xap Field: | |
| Revision Log: | ~~ |

College Address: City

| | |
|-----------------|-----------------------------------|
| Data Element: | city |
| Description: | City portion of college's address |
| Format, Length: | varchar, 50 |
| Values: | Text string |
| Allows Null: | No |
| Default: | None |

| | |
|---------------|--|
| Usage: | Displayed on Application Confirmation page. Required and customizable. |
| Notes: | State is always 'CA' when address is displayed. College table. |
| Xap Field: | |
| Revision Log: | ~~ |

College Address: Zip Code

| | |
|-----------------|--|
| Data Element: | postalcode |
| Description: | ZIP Code portion of college's address |
| Format, Length: | varchar, 10 |
| Values: | Text string, 5 or 10 characters |
| Allows Null: | No |
| Default: | None |
| Usage: | Displayed on Application Confirmation page. Required and customizable. |
| Notes: | College table. |
| Xap Field: | |
| Revision Log: | ~~ |

College Website URL

| | |
|-----------------|--|
| Data Element: | url |
| Description: | URL for college's website |
| Format, Length: | varchar, 50 |
| Values: | Text string |
| Allows Null: | No |
| Default: | None |
| Usage: | Displayed on Application Confirmation page; used in hyperlinks to college website |
| Notes: | Current schema shows 'null' allowed, but this should be a required data element; there should be no colleges without URLs. |

| | |
|---------------|---|
| | This field can be customized in the Administrator to appear in the CCCApply application. Values are configured on the College tab in the Administrator and stored in the College table. Required. |
| Xap Field: | |
| Revision Log: | ~~ |

College Phone Number

| | |
|-----------------|--|
| Data Element: | phone_adm |
| Description: | Phone number for college's Admission Office |
| Format, Length: | varchar, 14 |
| Values: | Text string |
| Allows Null: | No |
| Default: | None |
| Usage: | Displayed on Application Confirmation page. This field can be customized in the Administrator to appear in the CCCApply application. Values are configured on the College tab in the Administrator and stored in the College table. Not required. |
| Notes: | College table. |
| Xap Field: | |
| Revision Log: | ~~ |

College Email

| | |
|-----------------|--|
| Data Element: | email_adm |
| Description: | Email address for college's Admission office |
| Format, Length: | varchar, 50 |
| Values: | Text string |
| Allows Null: | No |
| Default: | None |
| Usage: | Displayed on Application Confirmation page |

| | |
|---------------|---|
| Notes: | College table. This field can be customized in the Administrator to appear in the CCCApply application. Values are configured on the College tab in the Administrator and stored in the College table. Not required. |
| Xap Field: | |
| Revision Log: | ~~ |

College District

| | |
|-----------------|---|
| Data Element: | district_id |
| Description: | An id code linking the college to a District table |
| Format, Length: | bpchar, 3 |
| Values: | 3-digit code |
| Allows Null: | Yes |
| Default: | None |
| Usage: | Links college to information about the district it is in. |
| Notes: | Current schema shows 'null' not allowed. College table. |
| Xap Field: | |
| Revision Log: | ~~ |

College Redirect URL

| | |
|-----------------|---|
| Data Element: | redirect_url |
| Description: | The URL the college wants the student's browser to open a new tab for and navigate to upon application submission (Sign Out & Finish button). Note: This field is not fully supported and is only available upon special request/permission basis by contacting Product Manager Patty Donohue at: donohuepa@cccnext.net. |
| Format, Length: | Varchar |
| Values: | Valid web site URL. |
| Allows Null: | Yes |
| Default: | Null |

| | |
|---------------|--|
| Usage: | Sends student's web browser focus to a college-specific URL upon application submission to encourage a more seamless experience. |
| Notes: | College table. |
| Xap Field: | |
| Revision Log: | ~~ |

College District ID

| | |
|-----------------|---|
| Data Element: | district_id |
| Description: | The system's identifier for a particular CCC District. |
| Format, Length: | bpchar, 3 |
| Values: | 3-digit code |
| Allows Null: | No |
| Default: | None |
| Usage: | Identifies a particular CCC District based on the system's table of district ID codes. System field: required and non-configurable. |
| Notes: | District table. |
| Xap Field: | |
| Revision Log: | ~~ |

Cryptokeyid

| | |
|----------------------------------|-------------|
| <i>Data Name:</i> | cryptokeyid |
| <i>Description:</i> | RESERVED |
| <i>Last Revision:</i> | |
| <i>Data Type/Format, Length:</i> | integer |
| <i>Error Checking:</i> | |
| <i>Storage/Usage:</i> | |
| <i>Notes/Constraints:</i> | |
| <i>Prompt Text:</i> | |
| <i>Hover Help:</i> | |

| | |
|-------------------------|--|
| <i>Pop-Up Help:</i> | |
| <i>Values - Labels:</i> | |

District Name

| | |
|-----------------|---|
| Data Element: | district_name |
| Description: | Name of district |
| Format, Length: | varchar, 50 |
| Values: | Text string |
| Allows Null: | No |
| Default: | None |
| Usage: | Used to identify the college district by the Help Desk for student support and account recovery. Required and customizable. |
| Notes: | District table. |
| Xap Field: | |
| Revision Log: | ~~ |

District Address: Street

| | |
|-----------------|--|
| Data Element: | streetaddress1, streetaddress2 |
| Description: | Street address for the district, in two lines. |
| Format, Length: | Each: varchar, 50 |
| Values: | Text strings |
| Allows Null: | streetaddress1 – No, streetaddress2 - Yes |
| Default: | None |
| Usage: | This field can be customized in the Administrator to appear in the CCCApply application. Values are configured on the District tab in the Administrator and stored in the District table. Required and customizable. |
| Notes: | District table. |
| Xap Field: | |

| | |
|---------------|----|
| Revision Log: | ~~ |
|---------------|----|

District Address: City

| | |
|-----------------|---|
| Data Element: | city |
| Description: | City portion of district's address |
| Format, Length: | varchar, 50 |
| Values: | Text string |
| Allows Null: | No |
| Default: | None |
| Usage: | Currently no use is defined. Required and customizable. |
| Notes: | State is always 'CA'. District table. |
| Xap Field: | |
| Revision Log: | ~~ |

District Address: Zip Code

| | |
|-----------------|--|
| Data Element: | postalcode |
| Description: | ZIP Code portion of district's address |
| Format, Length: | varchar, 10 |
| Values: | Text string, 5 or 10 characters |
| Allows Null: | No |
| Default: | None |
| Usage: | Required and customizable. |
| Notes: | District table. |
| Xap Field: | |
| Revision Log: | ~~ |

District Website URL

| | |
|-----------------|--|
| Data Element: | url |
| Description: | URL for district's website |
| Format, Length: | varchar, 50 |
| Values: | Text string |
| Allows Null: | Yes |
| Default: | None |
| Usage: | This field can be customized in the Administrator to appear in the CCCApply application. Values are configured on the District tab in the Administrator and stored in the District table. Required and customizable. |
| Notes: | District table. |
| Xap Field: | |
| Revision Log: | ~~ |

District Phone Number

| | |
|-----------------|--|
| Data Element: | phone_adm |
| Description: | Phone number for district |
| Format, Length: | varchar, 14 |
| Values: | Text string |
| Allows Null: | No |
| Default: | None |
| Usage: | This field can be customized in the Administrator to appear in the CCCApply application. Values are configured on the District tab in the Administrator and stored in the District table. Required and customizable. |
| Notes: | District table. |
| Xap Field: | |
| Revision Log: | ~~ |

Campaign Fields

| | |
|-----------------|---|
| Data Element: | campaign1, campaign2, campaign3 |
| Description: | The campaign name that the college designated in the URL link to the OpenCCC Apply Standard application to indicate the source of the student's application. Up to three campaigns may be stored in the database. |
| Format, Length: | varchar, 255 |
| Values: | Text string; supported characters: a-z, A-Z, 0-9, -, _, ., ~ and % |
| Allows Null: | No |
| Default: | None |
| Usage: | Provides a name that colleges can download and report on as a measure of a campaign's success. |
| Notes: | <p>Application table.</p> <p>In order to implement the campaign feature, when you create your URL for students to link to the CCCApply application you must add the extra parameter of &user1=x (where x = the name of your campaign) on to the end of the URL link. You can do this for up to three parameters, using &user1=x&user2=y and &user3=z (where x, y and z = the names of other unique campaigns). For example, the format for implementing a URL for three campaigns would look like this:</p> <p>http://www.google.com</p> <p>https://www.opencccapply.net/cccaply-welcome?cccMisCode=231&user1=x&user2=y&user3=z</p> <p>An example of the practical implementation of this format is:</p> <p>https://www.opencccapply.net/cccaply-welcome?cccMisCode=231&user1=collegeIntroPage&user2=advertOnGoogle&user3=advertOnGoodMorningAmerica</p> |
| Xap Field: | |
| Revision Log: | ~~ |

Survey: Experience

| | |
|-----------------|---|
| Data Element: | experience |
| Description: | Applicant's response to rating their experience in applying to the college, responding to the question: "How would you rate your experience applying to this college using the online application?" |
| Format, Length: | integer, 1 |
| Values: | 1 = Very Satisfied |

| | |
|---------------|---|
| | 2 = Satisfied 3 = Neutral 4 = Dissatisfied 5 = Very Dissatisfied |
| Allows Null: | No |
| Default: | None |
| Usage: | |
| Notes: | Survey table. |
| Xap Field: | |
| Revision Log: | ~~ |

Survey: Recommend

| | |
|-----------------|--|
| Data Element: | recommend |
| Description: | Applicant's response to whether or not they would recommend the application process to a friend, responding to the survey question: "Would you recommend this online application process to other students?" |
| Format, Length: | integer, 1 |
| Values: | 1 = yes 2 = no |
| Allows Null: | No |
| Default: | None |
| Usage: | |
| Notes: | Survey table. |
| Xap Field: | |
| Revision Log: | ~~ |

Survey: Comments

| | |
|---------------|----------|
| Data Element: | comments |
|---------------|----------|

| | |
|-----------------|---|
| Description: | Applicant's response to the survey field: "Please share any comments you would like to make about this online application." |
| Format, Length: | Text |
| Values: | Freeform text. |
| Allows Null: | No |
| Default: | None |
| Usage: | |
| Notes: | Survey table. |
| Xap Field: | |
| Revision Log: | ~~ |

Enrollment Information

The tables in this section show the fields that are populated from the Enrollment Information tab of the CCCApply Standard application.

Term ID

| | |
|-----------------|--|
| Data Element: | term_id |
| Description: | The system's identifier for a particular term. |
| Format, Length: | bigint, 5 |
| Values: | 5-digit code |
| Allows Null: | No |
| Default: | None |
| Usage: | Identifier for a particular term |
| Notes: | College input via the Administrator. Term ID should not be edited or deleted once it is made available to students. |
| Xap Field: | |
| Revision Log: | ~~ |
| Data Element: | application: term_id (term_id is the key for a specific term, providing the link to term code, description, start date, etc.) Term table |

Term Code

| | |
|-----------------|---|
| Data Element: | term_code |
| Description: | The college's code for the term |
| Format, Length: | varchar, 15 |
| Values: | Text string |
| Allows Null: | No |
| Default: | None |
| Usage: | Typically, this will be what a college will want to download as an identifier for the term applied for. |

| | |
|---------------|---|
| Notes: | College input via the Administrator. Term code should not be edited or deleted once it is made available to students. Term table. |
| Xap Field: | |
| Revision Log: | ~~ |

Term Description

| | |
|--------------------|--|
| Data Element: | term_description |
| Description: | Identifies the |
| Format, Length: | varchar, 100 |
| Values: | Text string |
| Allows Null: | No |
| Default: | None |
| Usage: | Appears in menu for Term Applied For if term is open |
| Notes: | College input via the Administrator. Term table. |
| Xap Field: | |
| Revision Log: | ~~ |
| Question Text: | Term Applying For [menu] |
| Conditions: | Always |
| Additional Text: | None |
| Response Options: | Menu consisting of 'description' fields for all open terms in the college's Term Table except any terms for which this account has already submitted an application. |
| Pop-Up Help: | None |
| Field Error Check: | None |
| Page Error Check: | Required user response; else error message, "You must select the Term you are applying for." |
| Notes: | Never auto populates. |

Term Start Date

| | |
|---------------|---|
| Data Element: | date_start |
| Description: | The date on which the college-defined term starts (i.e., first day of classes). |

| | |
|-----------------|---|
| Format, Length: | date, 13 |
| Values: | Date input by (or provided by) the college |
| Allows Null: | No |
| Default: | None |
| Usage: | Used to determine RDD (Residency Determination Date), which by state law is one day before term start date. |
| Notes: | College input via the Administrator. Term table. |
| Xap Field: | |
| Revision Log: | ~~ |

Term End Date

| | |
|-----------------|---|
| Data Element: | date_end |
| Description: | The date on which the college-defined term ends. |
| Format, Length: | date, 13 |
| Values: | Date input by (or provided by) the college |
| Allows Null: | No |
| Default: | None |
| Usage: | |
| Notes: | College input via the Terms tab in the Administrator. Term table. |
| Xap Field: | |
| Revision Log: | ~~ |

Term Open Date

| | |
|-----------------|---|
| Data Element: | date_open |
| Description: | Term Applying For” menu. Date when a user can begin an application for this term. |
| Format, Length: | date, 13 |
| Values: | Date input by (or provided by) the college |

| | |
|---------------|--|
| Allows Null: | No |
| Default: | None |
| Usage: | For a term to appear in the Term Applying For menu, the current date must be between 'term: date_open' and 'term: date_close' (inclusive). |
| Notes: | College input via the Terms tab in the Administrator. Term table. |
| Xap Field: | |
| Revision Log: | ~~ |

Term Close Date

| | |
|-----------------|--|
| Data Element: | date_close |
| Description: | Date when the college-defined term no longer appears in the "Term Applying For" menu. The last day a user can begin or submit an application for this term. |
| Format, Length: | date, 13 |
| Values: | Date input by (or provided by) the college |
| Allows Null: | No |
| Default: | None |
| Usage: | For a term to appear in the Term Applying For menu, the current date must be between 'term: date_open' and 'term: date_close' (inclusive). For an application to be submitted, the current date cannot be after 'term: date_close' for the Term Applying For. |
| Notes: | College input via the Terms tab in the Administrator. Term table. |
| Xap Field: | |
| Revision Log: | ~~ |

Major ID

| | |
|-----------------|--|
| Data Element: | major_id |
| Description: | The system's identifier code for a particular major. |
| Format, Length: | bpchar, 5 |

| | |
|---------------|-----------------------------------|
| Values: | 5-digit code |
| Allows Null: | No |
| Default: | None |
| Usage: | Identifier for a particular major |
| Notes: | Major table. |
| Xap Field: | |
| Revision Log: | ~~ |
| Data Element: | application: major_id |

Major Code

| | |
|-----------------|--|
| Data Element: | major_code |
| Description: | The college's code for the major |
| Format, Length: | varchar, 30 |
| Values: | Text string |
| Allows Null: | No |
| Default: | None |
| Usage: | Typically, this will be what a college will want to download as an identifier for the major. |
| Notes: | Major table. |
| Xap Field: | |
| Revision Log: | ~~ |

Major Description

| | |
|-----------------|---|
| Data Element: | major_description |
| Description: | The college's description for a particular major. |
| Format, Length: | varchar, 100 |
| Values: | Text string |

| | |
|--------------------|---|
| Allows Null: | No |
| Default: | None |
| Usage: | Appears in menu for Intended Major or Program of Study if major is open. |
| Notes: | Major table. |
| Xap Field: | |
| Revision Log: | ~~ |
| Question Text: | Intended Major or Program of Study [menu] |
| Conditions: | <p>The major dropdown list is disabled until the term has been selected. The major dropdown should be populated based on the term selected using the following logic. Note: If the term is changed, the major list should be refreshed based on the new term and the user is required to select their major again.</p> <p>If term.date_start >= major.date_start If major.date_end null display the major in the major list Else If term.date_start <= major.date_end Then display the major in the major list Else Do not display the major in the major list Else Do not display the major in the major list.</p> |
| Additional Text: | |
| Response Options: | Menu consisting of 'description' fields for all active majors in the college's Major Table. |
| Pop-Up Help: | None |
| Field Error Check: | None |
| Page Error Check: | Required user response; else error message, "You must select your Intended Major or Program of Study." |
| Notes: | major_id is the key for a specific major, providing the link to major code, description, start date, etc. |

Major Start Date

| | |
|-----------------|---|
| Data Element: | date_start |
| Description: | Date when this major will be available for selection by an applicant. |
| Format, Length: | date, 13 |
| Values: | Date input by (or provided by) the college |

| | |
|---------------|---|
| Allows Null: | No |
| Default: | Date when this major is added to Major Table |
| Usage: | For a Major to appear in the Intended Major menu, the current date must be between 'major: date_start' and 'major: date_end' (inclusive). |
| Notes: | Xap CCCApply does not support a Major Start Date. Major table. |
| Xap Field: | |
| Revision Log: | ~~ |

Major End Date

| | |
|-----------------|---|
| Data Element: | date_end |
| Description: | Date after which this major will not be available for selection by an applicant. |
| Format, Length: | date, 13 |
| Values: | Date input by (or provided by) the college |
| Allows Null: | No |
| Default: | Some future date that is effectively not an end date: e.g., 1/1/2099 |
| Usage: | For a Major to appear in the Intended Major menu, the current date must be between 'major: date_start' and 'major: date_end' (inclusive). |
| Notes: | Xap CCCApply does not support a Major End Date. Major table. |
| Xap Field: | |
| Revision Log: | ~~ |

TOP Code

| | |
|-----------------|------------------------------------|
| Data Element: | top_code |
| Description: | TOP Code from Chancellor's office. |
| Format, Length: | Character(6) |
| Values: | From CO |
| Allows Null: | Yes |

| | |
|---------------|---|
| Default: | |
| Usage: | |
| Notes: | Currently, this field is not required. May be used to identify CCCCO TOP code. Major table. |
| Xap Field: | |
| Revision Log: | ~~ |

Program Control Number

| | |
|-----------------|---|
| Data Element: | program_control_number |
| Description: | Unique code for every major from Chancellor's office. |
| Format, Length: | Character(5) |
| Values: | From CO |
| Allows Null: | Yes |
| Default: | |
| Usage: | |
| Notes: | Currently, this field is not required. May be used to identify CCCCO Program Control Number. Major table. |
| Xap Field: | |
| Revision Log: | ~~ |

Award Type

| | |
|-----------------|--|
| Data Element: | award_type |
| Description: | Award Type from Chancellor's office. |
| Format, Length: | Character(1) |
| Values: | Award type values that appear in the Award Type [menu]: AA = Associate of Arts degree AS = Associate of Science degree Certificate = Certificate of Study Other = Other Award Type |

| | |
|---------------|--------------|
| Allows Null: | Yes |
| Default: | |
| Usage: | |
| Notes: | Major table. |
| Xap Field: | |
| Revision Log: | ~~ |

Educational Goal

| | |
|-----------------|---|
| Data Element: | edu_goal |
| Description: | Applicant's answer to Educational Goal |
| Format, Length: | bpchar, 1 |
| Values: | <p>A - Obtain an associate degree and transfer to a 4-year institution</p> <p>B - Transfer to a 4-year institution without an associate degree</p> <p>C - Obtain a 2-year associate degree without transfer</p> <p>D - Obtain a 2-year technical degree without transfer (No longer in use. MIS SS01)</p> <p>E - Earn a career technical certificate without transfer</p> <p>F - Discover/Formulate career interests, plans, goals</p> <p>G - Prepare for a new career (acquire job skills)</p> <p>H - Advance in current job/career (update job skills)</p> <p>I - Maintain certificate or license</p> <p>J - Educational development</p> <p>K - Improve basic skills</p> <p>L - Complete credits for high school diploma or GED</p> <p>M - Undecided on goal</p> <p>N - To move from noncredit coursework to credit coursework</p> <p>O - 4 year college student taking courses to meet 4 year college requirements</p> |
| Allows Null: | No |
| Default: | None |
| Usage: | MIS reporting, SB14 Student Success MIS code: SS01 |
| Notes: | Stored and downloadable value should be the 1-character code for the Ed Goal. |

| | |
|--------------------|--|
| Xap Field: | educationalGoals |
| Revision Log: | ~~ |
| Question Text: | Educational Goal [menu] |
| Conditions: | Always |
| Additional Text: | |
| Response Options: | <p>A = Obtain an associate degree and transfer to a 4-year institution B = Transfer to a 4-year institution without an associate degree</p> <p>C = Obtain a 2-year associate degree without transfer</p> <p><i>D = Obtain a 2-year career technical degree without transfer (No longer in use. See notes.)</i></p> <p>E = Earn a career technical certificate without transfer F = Discover/formulate career interests, plans, goals G = Prepare for a new career (acquire job skills)</p> <p>H = Advance in current job/career (update job skills) I = Maintain certificate or license</p> <p>J = Educational development K = Improve basic skills</p> <p>L = Complete credits for high school diploma or GED M = Undecided on goal</p> <p>N = Move from noncredit coursework to credit coursework</p> <p>O = 4 year college student taking courses to meet 4 year college requirements</p> |
| Field Error Check: | None |
| Page Error Check: | Required user response; else error message, "You must select your Educational Goal." |
| Notes: | Formerly MIS SB14 (2014 New SSSP MIS: Value D no longer valid.) Application table. |
| Data Element: | application: edu_goal |

Intended Major ID

| | |
|-----------------|--|
| Data Element: | major_id |
| Description: | Applicant's answer to Intended Major |
| Format, Length: | bigint, 5 |
| Values: | 5-digit code |
| Allows Null: | No |
| Default: | None |
| Usage: | Provides the key to any other major information needed in the online application, post-application information, or application download. |

| | |
|---------------|---|
| Notes: | Application table. |
| Xap Field: | Major Code Major 1 – name Application Submitted Major |
| Revision Log: | ~~ |

Account Data in the OpenCCC Standard Application

The tables in this section show the fields that are populated from the Account/Mailing Information tab of the CCCApply standard application.

Link to Account Profile (Edit Account)

Most of the data on the Account & Mailing Information page consists of Account data that is displayed for review and that can be edited by clicking 'Edit Account' (which brings up the My Account/Account Profile page). Data populates from My Account to the submitted application on submission, as indicated in the Table of Account Data Saved in Application Database. For details about these data elements, see the Account Creation and Account Profile Specifications. The only information directly provided on the Account & Mailing Information page is the applicant's mailing address.

OpenCCC Account Data Saved in the Submitted Application Database 31 highlighted 29 here in this table

| Data Item | Account Data Element | Application Data Element |
|--|----------------------|--------------------------|
| CCCID | cccid | ccc_id |
| Date of Birth | birthdate | birthdate |
| Email Address | email | email |
| Legal Name: First | firstname | firstname |
| Legal Name: Last | lastname | lastname |
| Legal Name: Middle | middlename | middlename |
| Legal Name: Suffix | suffix | suffix |
| Main Telephone | mainphone | mainphone |
| Main Telephone Extension | mainphone_ext | mainphone_ext |
| Permanent Address: City | city | perm_city |
| Permanent Address: Country | county | perm_country |
| Permanent Address: Non-U.S. State/Province | nonusaprovince | perm_nonusaprovince |
| Permanent Address: Postal Code | postalcode | perm_postalcode |
| Permanent Address: State | state | perm_state |
| Permanent Address: Street 1 | streetaddress1 | perm_streetaddress1 |
| Permanent Address: Street 2 | streetaddress2 | perm_streetaddress2 |
| Preferred Name: First | preferred_firstname | preferred_firstname |
| Preferred Name: Last | preferred_lastname | preferred_lastname |
| Preferred Name: Middle | preferred_middlename | preferred_middlename |
| Previous Name: First | otherfirstname | otherfirstname |
| Previous Name: Last | otherlastname | otherlastname |
| Previous Name: Middle | othermiddlename | othermiddlename |
| Second Telephone | secondphone | secondphone |

| Data Item | Account Data Element | Application Data Element |
|---|----------------------|--------------------------|
| Second Telephone Extension | secondphone_ext | secondphone_ext |
| Social Security Number: Other Exception | ssn_exception | ssn_exception |
| Social Security Number: None | ssn_no | ssn_no |
| Social Security Number/TIN | ssn | ssn |
| Social Security Number/TIN Type | ssn_type | ssn_type |
| Text Permission: Main Telephone | mainphone_auth_txt | mainphone_auth_text |
| Text Permission: Second Telephone | secondphone_auth_txt | secondphone_auth_text |
| Crypto key id: Internal System Field | cryptokeyid | cryptokeyid |

Legal Name: First

| | |
|----------------------------------|---|
| <i>Data Name:</i> | firstname |
| <i>Description:</i> | Applicant's legal first name. |
| <i>Last Revision:</i> | 11/16/15 |
| <i>Data Type/Format, Length:</i> | char, 50 (extended character set, allowing hyphens, letters with diacritical marks or accents, etc.) |
| <i>Null Allowed:</i> | Yes |
| <i>Error Checking:</i> | <ul style="list-style-type: none"> Required unless "I have no legal first name" check box is selected; else error message, "You must enter your legal first name." May not be changed at same time as date of birth (i.e., during the same 'Save'); else error message, "We found some problems with the information you submitted: You cannot change both your name and your date of birth. If you are sharing someone else's account to make this application, please create your own account. If you are using your own account and need to change both your name and your birthdate, please contact OpenCCC Support." |
| <i>Storage/Usage:</i> | Stored in database for use in autopopulation. Included in Account Profile. |
| <i>Notes/Constraints:</i> | Length changed to match new CCCC SO MIS field. |
| <i>Prompt Text:</i> | Legal First Name [text box] |
| <i>Additional Text:</i> | I have no legal first name [check box] When this check box is selected the Legal First Name field becomes disabled. |
| <i>Hover Help:</i> | Enter your full legal first name, as it appears on official documents such as your driver's license and educational records. If your legal name is a single name, enter that name as your legal last name and select the check boxes indicating that you have no legal first name and no legal middle name. |

| | |
|-------------------------|---|
| <i>Pop-Up Help:</i> | When the applicant clicks the <i>Current Full Legal Name</i> link in the CCCApply Standard, CCCApply International, and BOG Fee Waiver applications displays the following pop-up text displays: Use your full legal name as it appears in official documents. Do not use a nickname or informal name. |
| <i>MIS Correlation:</i> | DED SB31 added for Summer 2011. |
| <i>Stored Values:</i> | Text string; may be null. |

Legal Name: Middle


| | |
|----------------------------------|--|
| <i>Data Name:</i> | middlename |
| <i>Description:</i> | Applicant's legal middle name. |
| <i>Last Revision:</i> | 11/16/15 |
| <i>Data Type/Format, Length:</i> | char, 50 (extended character set, allowing hyphens, letters with diacritical marks or accents, etc.) |
| <i>Error Checking:</i> | Required unless "No legal middle name" is checked; else error message, "You must enter your legal middle name." |
| <i>Storage/Usage:</i> | Stored in database for use in autopopulation. Included in Account Profile. |
| <i>Notes/Constraints:</i> | Length changed to match new CCCCSO MIS first name field. |
| <i>Prompt Text:</i> | Legal Middle Name [text box] |
| <i>Additional Text:</i> | I have no legal middle name [check box] When this check box is selected the Legal Middle Name field becomes disabled. |
| <i>Hover Help:</i> | Enter your legal middle name, or check the box to indicate that you have no legal middle name. |
| <i>Pop-Up Help:</i> | |
| <i>XAP Field:</i> | Student name - middle |
| <i>Stored Values:</i> | Text string; may be null |

Legal Name: Last

| | |
|---------------------|------------------------------|
| <i>Data Name:</i> | lastname |
| <i>Description:</i> | Applicant's legal last name. |

| | |
|---------------------------|---|
| <i>Last Revision:</i> | 2/15/11 |
| <i>Data Type/Format:</i> | char, 50 (extended character set, allowing hyphens, letters with diacritical marks or accents, etc.) |
| <i>Error Checking:</i> | Response required; else error message, “You must enter your legal last name.” May not be changed at same time as date of birth (i.e., during the same ‘Save’); else error message, “We found some problems with the information you submitted: You cannot change both your name and your date of birth. If you are sharing someone else's account to make this application, please create your own account. If you are using your own account and need to change both your name and your birthdate, please contact OpenCCC Support.” |
| <i>Storage/Usage:</i> | Stored in database for use in autopopulation. Included in Account Profile. |
| <i>Notes/Constraints:</i> | |
| <i>Prompt Text:</i> | Legal Last Name [text box] |
| <i>Hover Help:</i> | Enter your legal last name. |
| <i>Pop-Up Help:</i> | When the applicant clicks the <i>Current Full Legal Name</i> link in the CCCApply Standard, CCCApply International, and BOG Fee Waiver applications displays the following pop-up text displays: Use your full legal name as it appears in official documents. Do not use a nickname or informal name. |
| <i>Values - Labels:</i> | Text string |
| <i>MIS Correlation:</i> | CO MIS DED SB32, added for Summer 2011. Length changed to match new CCCCSO MIS field. |
| <i>XAP Field:</i> | Student name - last |

Legal Name: Suffix

| | |
|----------------------------------|--|
| <i>Data Name:</i> | suffix  Note: The suffix data element does not populate the BOG Fee Waiver application. |
| <i>Description:</i> | Suffix to applicant’s legal name. |
| <i>Last Revision:</i> | 11/2/10 |
| <i>Data Type/Format, Length:</i> | char, 3 alphanumeric |
| <i>Allows Null:</i> | Yes |


| | |
|---------------------------|---|
| <i>Error Checking:</i> | Optional user response |
| <i>Storage/Usage:</i> | Stored in database for use in autopopulation. Included in Account Profile. |
| <i>Notes/Constraints:</i> | |
| <i>Prompt Text:</i> | Suffix [menu] : (Jr. Sr., I, I, III, IV) |
| <i>Hover Help:</i> | |
| <i>Pop-Up Help:</i> | |
| <i>Values - Labels:</i> | null JR SR II III IV |
| <i>XAP Field:</i> | nameSuffix |
| <i>MIS Correlation:</i> | None |

Other/Previous First Name

| | |
|----------------------------------|--|
| <i>Data Name:</i> | otherfirstname |
| <i>Description:</i> | Applicant's previous/other first name. |
| <i>Last Revision:</i> | 2/15/11 |
| <i>Data Type/Format, Length:</i> | char, 50 (extended character set, allowing hyphens, letters with diacritical marks or accents, etc.) |
| <i>Error Checking:</i> | If user: <ul style="list-style-type: none"> • selects Yes radio button in response to "Do you have a previous name (such as a maiden name)?", AND • does not enter any values in either any of the Previous First Name, Previous Middle Name, or Previous Last Name fields, OR • does enter a Previous Middle Name and Previous Last Name value but does not select the "I didn't have a first name" check box", Client side validation displays the following error message: "You must enter your Previous First Name (or check the box indicating that you had no first name)." |
| <i>Storage/Usage:</i> | Stored in database for use in autopopulation. Included in Account Profile. |
| <i>Notes/Constraints:</i> | Length changed to match new CCCC SO MIS first name field. |

| | |
|-------------------------|--|
| | Populates CCCApply Standard and CCCApply International applications from the OpenCCC Account database at time of submission. |
| <i>Prompt Text:</i> | Previous First Name [textbox] |
| <i>Additional Text:</i> | I didn't have a first name [check box] |
| <i>Hover Help:</i> | If you previous used a different name than your current legal name, enter your previous first name (even if it is the same as your current first name). If your previous name was a single name, enter that name as your last name and check the box indicating that you had no first name. |
| <i>Pop-Up Help:</i> | <p>CCCApply Standard Application: on the Account/Mailing Information tab: The "Previous or Alternate Name" link displays the following pop-up help text: "If your name has changed, or you've used an alternate name in school records, enter that name here". The user must click Close to close the pop-up help and then click the Edit Account button to be taken to the OpenCCC Account where they can edit their other/previous first name.</p> <p>CCCApply International Application: on the Account/Address Information tab: The "Previous or Alternate Name" link displays the following pop-up help text: "If your name has changed, or you've used an alternate name in school records, enter that name here." The user must click Close to close the pop-up help and then click the Edit Account button to be taken to the OpenCCC Account where they can edit their other/previous first name.</p> |
| <i>Values - Labels:</i> | Text string |

Other/Previous Name: Middle

| | |
|----------------------------------|--|
| <i>Data Name:</i> | <p>othermiddlename</p> <p> Note: The othermiddlename field does not populate the BOG Fee Waiver application data.</p> |
| <i>Description:</i> | Applicant's previous/other middle name. |
| <i>Last Revision:</i> | 2/15/11 |
| <i>Data Type/Format, Length:</i> | <p>char, 50</p> <p>(extended character set, allowing hyphens, letters with diacritical marks or accents, etc.)</p> |
| <i>Error Checking:</i> | <p>Optional value, but required value when:</p> <ul style="list-style-type: none"> • Previous First Name has a value, OR • Previous First Name and Previous Last Name have values, UNLESS applicant selects the "I didn't have a middle name" check box; else error message, "You must enter your previous middle name." |
| <i>Storage/Usage:</i> | <p>Stored in database for use in autopopulation.</p> <p>Included in Account Profile.</p> |

| | |
|---------------------------|---|
| <i>Notes/Constraints:</i> | Length changed to match new CCCC SO MIS first name field. Populates the CCCApply Standard and CCCApply International applications from the OpenCCC Account database at time of submission. |
| <i>Prompt Text:</i> | Previous Middle Name [textbox] |
| <i>Additional Text:</i> | I didn't have a middle name [check box] |
| <i>Hover Help:</i> | If you previously used a different name than your current legal name, enter your previous middle name (even if it is the same as your current middle name) |
| <i>Pop-Up Help:</i> | |
| <i>Stored Values:</i> | Text string; may be null |

Other/Previous Name: Last

| | |
|----------------------------------|--|
| <i>Data Name:</i> | otherlastname |
| <i>Description:</i> | Applicant's previous/other last name. |
| <i>Last Revision:</i> | 2/15/11 |
| <i>Data Type/Format, Length:</i> | char, 50 (extended character set, allowing hyphens, letters with diacritical marks or accents, etc.) |
| <i>Allows Null:</i> | Yes |
| <i>Default:</i> | None |
| <i>Error Checking:</i> | Required user response if Previous First Name is entered or "no first name" box is checked; else error message, "You must enter your previous last name." |
| <i>Storage/Usage:</i> | Stored in database for use in autopopulation. Included in Account Profile. |
| <i>Notes/Constraints:</i> | Length changed to match new CCCC SO MIS first name field. |
| <i>Prompt Text:</i> | Previous Last/Family Name [textbox] |
| <i>Hover Help:</i> | If you previous used a different name than your current legal name, enter your previous last name. |
| <i>Pop-Up Help:</i> | <p>CCCApply Standard Application: on the Account/Mailing Information tab: The "Previous or Alternate Name" link displays the following pop-up help text: "If your name has changed, or you've used an alternate name in school records, enter that name here". The user must click Close to close the pop-up help and then click the Edit Account button to be taken to the OpenCCC Account where they can edit their other/previous first name.</p> <p>CCCApply International Application: on the Account/Address Information tab: The "Previous or Alternate Name" link displays the following pop-up help text: "If your name has changed, or you've used an alternate name in school records, enter that</p> |

| | |
|-------------------------|---|
| | name here." The user must click Close to close the pop-up help and then click the Edit Account button to be taken to the OpenCCC Account where they can edit their other/previous first name. |
| <i>Values - Labels:</i> | Text string |
| <i>XAP Field:</i> | Other name - last name |

Preferred First Name

| | |
|----------------------------------|---|
| <i>Data Name:</i> | preferred_firstname |
| <i>Description:</i> | Applicant's preferred first name. |
| <i>Last Revision:</i> | 2/19/16 |
| <i>Data Type/Format, Length:</i> | char, 50 (extended character set, allowing hyphens, letters with diacritical marks or accents, etc.) |
| <i>Allows Null?</i> | Yes |
| <i>Error Checking:</i> | <p>If user:</p> <ul style="list-style-type: none"> • selects Yes radio button in response to "Do you have a preferred name that is different than your legal and/or previous name?", AND • does not enter any values in either any of the Preferred First Name, Preferred Middle Name, or Preferred Last Name fields, OR • does enter a Preferred Middle Name and Preferred Last Name value but does not select the "I don't have a preferred first name that is different than my legal and/or previous first name. " check box), <p>Client-side validation displays the following error message: "Please enter a preferred first name or check the box indicating you have no preferred first name."</p> |
| <i>Storage/Usage:</i> | <p>Stored in database for use in autopopulation.</p> <p>Included in Account Profile.</p> |
| <i>Additional Text:</i> | <p>The additional text displays under the Yes/No radio button question: "Do you have a preferred name that is different than your legal/previous name?":</p> <p>Note: Not all colleges may allow the use of preferred names for official academic purposes due to legal or technical restrictions.</p> |
| <i>Notes/Constraints:</i> | <p>Field only displays if the applicant selected the Yes radio button for the "Do you have a preferred name that is different than your legal and/or previous name?" question.</p> <p>Field is disabled if the user selects the "I don't have a preferred first name that is different than my legal and/or previous first name." check box.</p> |
| <i>Prompt Text:</i> | Preferred First Name [textbox] |
| <i>Hover Help:</i> | Enter an optional preferred first name. |

| | |
|-------------------------|-------------|
| <i>Pop-Up Help:</i> | |
| <i>Values - Labels:</i> | Text string |

Preferred Middle Name

| | |
|----------------------------------|---|
| <i>Data Name:</i> | preferred_middlename |
| <i>Description:</i> | Applicant's preferred middle name. |
| <i>Last Revision:</i> | 2/19/16 |
| <i>Data Type/Format, Length:</i> | char, 50 (extended character set, allowing hyphens, letters with diacritical marks or accents, etc.) |
| <i>Allows Null?</i> | Yes |
| <i>Error Checking:</i> | <p>If user</p> <ul style="list-style-type: none"> selects Yes radio button in response to "Do you have a preferred name that is different than your legal and/or previous name?", AND does not enter any values in either any of the Preferred First Name, Preferred Middle Name, or Preferred Last Name fields, OR does enter a Preferred First Name and Preferred Last Name value but does not select the "I don't have a preferred middle name that is different than my legal and/or previous middle name. " check box), <p>Client-side validation displays the following error message: "Please enter a preferred middle name or check the box indicating you have no preferred middle name."</p> |
| <i>Storage/Usage:</i> | <p>Stored in database for use in autopopulation.</p> <p>Included in Account Profile.</p> |
| <i>Notes/Constraints:</i> | <p>Field only displays if the applicant selected the Yes radio button for the "Do you have a preferred name that is different than your legal and/or previous name?" question.</p> <p>Field is disabled if the user selects the "I don't have a preferred middle name that is different than my legal and/or previous middle name." check box.</p> |
| <i>Prompt Text:</i> | Preferred Middle Name [textbox] |
| <i>Hover Help:</i> | If you have a preferred middle name that is different from your legal and/or previous middle name, enter it here. |
| <i>Pop-Up Help:</i> | |
| <i>Values - Labels:</i> | Text string |

Preferred Last Name

| | |
|----------------------------------|--|
| <i>Data Name:</i> | preferred_lastname |
| <i>Description:</i> | Applicant's preferred last name. |
| <i>Last Revision:</i> | 2/19/16 |
| <i>Data Type/Format, Length:</i> | char, 50 (extended character set, allowing hyphens, letters with diacritical marks or accents, etc.) |
| <i>Allows Null?</i> | Yes |
| <i>Error Checking:</i> | <p>If user:</p> <ul style="list-style-type: none"> • selects Yes radio button in response to "Do you have a preferred name that is different than your legal and/or previous name?", AND • does not enter any values in either any of the Preferred First Name, Preferred Middle Name, or Preferred Last Name fields, OR • does enter a Preferred First Name and Preferred Middle Name value but does not select the "I don't have a preferred last name that is different than my legal and/or previous last name. " check box), <p>Client-side validation displays the following error message: "Please enter a preferred last name or check the box indicating you have no preferred last name."</p> |
| <i>Storage/Usage:</i> | <p>Stored in database for use in autopopulation.</p> <p>Included in Account Profile.</p> |
| <i>Notes/Constraints:</i> | <p>Field only displays if the applicant selected the Yes radio button for the "Do you have a preferred name that is different than your legal and/or previous name?" question.</p> <p>Field is disabled if the user selects the "I don't have a preferred last name that is different than my legal and/or previous last name."</p> |
| <i>Prompt Text:</i> | Preferred Last Name [textbox] |
| <i>Hover Help:</i> | If you have a preferred last name that is different from your legal and/or previous last name, enter it here. |
| <i>Pop-Up Help:</i> | |
| <i>Values - Labels:</i> | Text string |

Social Security Number

| | |
|----------------------|-----|
| <i>Data Element:</i> | ssn |
|----------------------|-----|

| | |
|-----------------------|--|
| Description: | Encrypted Social Security Number/Taxpayer Identification Number for the applicant. |
| Format, Length: | text, 2147483647 |
| Values: | encrypted |
| Allows Null: | Yes. If applicant selects the check box during OpenCCC Account Creation indicating they do not have a social security number or taxpayer identification number or decline to provide one, then the ssn field stores null. |
| Default: | None |
| Usage: | See form specification below. |
| Notes: | SSN is never displayed to the applicant, and cannot be viewed by anyone properly or improperly using the applicant's account. Populated from OpenCCC Account database at time of submission. |
| Xap Field: | Social Security Number |
| Revision Log: | ~~ |
| Data Name: | personal_info: ssn |
| Description: | Applicant's Social Security number or Taxpayer Identification Number. |
| Last Revision: | 6/02/14 |
| Data Type/ Format: | Two fields; each 11 characters, numeric plus: format nnn-nn-nnnn Hyphens are not required in input, but will be inserted in stored value. |
| Error Checking: | <p>Required user responses, unless checkbox "ssn_no" is not empty; else error message: "Your Social Security Number, or Taxpayer Identification Number, is invalid or absent. Please enter your number, or check the box to confirm you do not have a Social Security Number (or Taxpayer Identification Number) or decline to provide one at this time."</p> <p>Hyphens are not required in input, but will be inserted in stored value.</p> <p>Two SSN/TIN entries must match; else error message, "Your Social Security Number or Taxpayer Identification Number entries do not match. Please try again."</p> <p>Social Security Number must meet validity check (see Notes/Constraints); else error message, "Your Social Security Number is invalid for the Type you've selected. Please re-enter the number or change the number Type."</p> <p>Taxpayer Identification Number must meet validity check (see Notes/Constraints); else error message, "Your Taxpayer Identification Number is invalid for the Type you've selected. Please re-enter the number or change the number Type."</p> |
| Storage/Usage: | <p>Only one field is stored. Stored in database for use in auto population. Included in Account Creation/Account Profile.</p> <p>Not required to be unique: two or more accounts can have the same SSN/TIN. (A new account cannot be created if an existing account has the same SSN/TIN and Date of Birth, but two</p> |



| | |
|--------------------|--|
| | accounts can have the same SSN/TIN and Date of Birth if data is changed after the account has been created.) |
| Notes/Constraints: | <p>SSN/TIN is sensitive information, protected by federal and state law. For this field, the text, operational characteristics, and usage must be approved by the Legal Counsel of the CCC Chancellor's Office.</p> <p>The following validity checks are applied to the SSN/TIN (and SSN/TIN Type) entries:</p> <p>If SSN fields are not empty AND the "ssn_type" field indicates "Social Security number" THEN</p> <ol style="list-style-type: none"> 1. Area Code (first three digits) may not be 000, 666 or between 900 and 999 (inclusive). 2. Group Number (middle two digits) may not be 00. 3. Serial Number (final four digits) may not be 0000. <p>Else error message: "Your Social Security Number is invalid for the Type you've selected. Please re-enter the number or change the number Type."</p> <p>If SSN fields are not empty AND the "ssn_type" field indicates "Taxpayer ID Number" THEN</p> <ol style="list-style-type: none"> 1. <p>Else, error message: "Your Taxpayer Identification Number is invalid for the Type you've selected. Please re-enter the number or change the number Type."</p> <p>Do not allow a value to be pasted into either SSN field. Users must type both entries.</p> <p>New random ssn assignment began on June 25, 2011. This is documented here: http://custhelp.ssa.gov/app/answers/detail/a_id/425/~/~determining-social-security-numbers/ personal_info table.</p> |
| Prompt Text: | <p>The Social Security Number is required to claim tax credits for higher education costs known as the American Opportunity Tax Credit in accordance with the Taxpayer Relief Act of 1997.</p> <p>Federal law requires the California Community Colleges to provide specific information to the Internal Revenue Service (IRS) for the purpose of filing an information return (IRS Form 1098-T "Tuition Statement") for each student in attendance, with a few exceptions.</p> <p>The information required by the IRS includes the student's name, address, Social Security Number (SSN) or Taxpayer Identification Number (TIN/iTIN), and enrollment status, as well as the amount of tuition paid or billed, and scholarships received. (26 C.F.R. 1-60505-1(b)(2)(ii).)</p> <p>Failure to provide a correct Social Security Number or TIN while claiming tax credits for specified education expenses may result in a penalty levied against the student by the IRS in the amount of \$100, per year, until the missing or incorrect information is provided (26 C.F.R. 1-60505-1(e)(4)).</p> <p>In addition, California Education Code sections 68041 and 70901(b)(7) authorizes the California Community Colleges Chancellor's Office (CCCCO) to collect information you submit through the OpenCCC Online Student Account and CCCApply Online Application for Admission for the purposes of completing and submitting California College admission applications and financial aid on your behalf.</p> <p>Further, information acquired by the CCCCCO is subject to the limitations set forth in the Information Practices Act of 1977 (Title 1.8 (commencing with Section 1798) of Part 4 of Division 3 of the Civil Code). Compliance with these laws is identified in the Privacy https://ci.openccc.net/uPortal/f/u911s4/p/CCCPrivacyPolicy.u911n52/max/render.uP Policy.</p> |

| | |
|------------------|--|
| | <p>By providing my Social Security Number or Taxpayer Identification Number below, or by indicating that I do not have a Social Security Number or decline to provide one at this time, I confirm that I have read and understand the federal laws provided above, and the state privacy laws and regulations provided in the Privacy https://ci.openccc.net/uPortal/f/u911s4/p/CCCPrivacyPolicy.u911n52/max/render.uP Policy .</p> <p>Your Social Security Number must be accurate to ensure the integrity of your permanent record and to avoid potential penalties imposed by the IRS for providing an incorrect number.</p> <p>Social Security Number (or Taxpayer Identification Number) [numeric textbox] ###-##-####</p> <p>Repeat Social Security Number (or Taxpayer Identification Number) [numeric textbox] ###-##-####</p> |
| Hover Help: | <p>[SSN/TIN Field] Enter your Social Security Number or Taxpayer Identification Number twice to make sure you enter it correctly.</p> <p>[Spanish: "Entre en su Número de Seguridad Social o Número de Identificación de Contribuyente dos veces p asegurarse de que se entro correctamente."]</p> <p>[Repeat SSN/TIN Field] Enter your Social Security Number or Taxpayer Identification Number twice to make sure you enter it correctly.</p> <p>[Spanish: "Entre en su Número de Seguridad Social o Número de Identificación de Contribuyente dos veces p asegurarse de que se entro correctamente."]</p> |
| Pop-Up Help: | <p>1) Exceptions: Clicking on “Exceptions” hyperlink brings up Pop-Up box with list of exceptions to the IRS federal requirements for submitting SSN/TINs.</p> <p>2) Taxpayer Identification Numbers (TIN): Clicking on “Taxpayer Identification Numbers” hyperlink brings up Pop-Up box with definitions of TIN variations that are acceptable for this requirement.</p> <p>Clicking on “Privacy Policy” hyperlink brings up full privacy policy statement in new window.</p> |
| Values - Labels: | Null or numeric string with hyphens |
| MIS Correlation | None |
| Input Rules | See Notes/Constraints and Prompt Text sections in this table, above. |

Social Security Number/Taxpayer Identification Number

| | |
|----------------------------------|---|
| <i>Data Name:</i> | ssn |
| <i>Description:</i> | Applicant’s Social Security number or Taxpayer Identification Number from their OpenCCC Account. No UI display and data is encrypted. |
| <i>Last Revision:</i> | 7/18/14 |
| <i>Data Type/Format, Length:</i> | text, 11 |
| <i>Online Display:</i> | Two fields: |

| | |
|---------------------------|---|
| | <ul style="list-style-type: none"> • Social Security Number or Taxpayer Identification Number • Repeat Social Security Number or Taxpayer Identification Number |
| <i>Values:</i> | encrypted |
| <i>Allows Null:</i> | Yes; if applicant selects the check box during OpenCCC Account Creation indicating they do not have a social security number or taxpayer identification number or decline to provide one, then the ssn field stores a null value. |
| <i>Error Checking:</i> | <p>Required user response, unless ssn_no check box is selected; else error message: "Your Social Security Number, or Taxpayer Identification Number, is invalid or absent. Please enter your number, or check the box to confirm you do not have a Social Security Number (or Taxpayer Identification Number) or decline to provide one at this time."</p> <p>Hyphens are not required in input, but will be inserted in stored value.</p> <p>Two SSN/TIN entries must match; else error message, "Your Social Security Number or Taxpayer Identification Number entries do not match. Please try again."</p> <p>Social Security Number must meet validity check (see Notes/Constraints); else error message, "Your Social Security Number is invalid for the Type you've selected. Please re-enter the number or change the number Type."</p> <p>Taxpayer Identification Number must meet validity check (see Notes/Constraints); else error message, "Your Taxpayer Identification Number is invalid for the Type you've selected. Please re-enter the number or change the number Type."</p> |
| <i>Storage/Usage:</i> | <p>Only one field is stored. Stored in database for use in autopopulation. Included in Account Profile.</p> <p>Not required to be unique: two or more accounts can have the same SSN/TIN. (A new account cannot be created if an existing account has the same SSN/TIN and Date of Birth, but two accounts can have the same SSN/TIN and Date of Birth if data is changed after the account has been created.)</p> |
| <i>Notes/Constraints:</i> | <p>SSN is never displayed to the applicant, and cannot be viewed by anyone properly or improperly using the applicant's account.</p> <p>SSN/TIN is sensitive information, protected by federal and state law. For this field, the text, operational characteristics, and usage must be approved by the Legal Counsel of the CCC Chancellor's Office.</p> <p>The following validity checks are applied to the SSN/TIN entries:</p> <p>If SSN fields are not empty AND the "SSN_Type" field indicates "Social Security number" THEN</p> <ul style="list-style-type: none"> • #.Area Code (first three digits) may not be 000, 666 or between 900 and 999 (inclusive). • #.Group Number (middle two digits) may not be 00. • #.Serial Number (final four digits) may not be 0000. <p>Else error message: "Your Social Security Number is invalid for the Type you've selected. Please re-enter the number or change the number Type."</p> <p>If SSN fields are not empty AND the "SSN_Type" field indicates "Taxpayer ID Number" THEN</p> <ul style="list-style-type: none"> • #.Area Code (first three digits) must be between 900 and 999 (inclusive). |

| | |
|----------------------------|---|
| | <p>Else, error message: “Your Taxpayer Identification Number is invalid for the Type you've selected. Please re-enter the number or change the number Type.”</p> <p>Do not allow a value to be pasted into either SSN field. Users must type both entries.</p> <p>New random ssn assignment began on June 25, 2011. This is documented here: http://ssa-custhelp.ssa.gov/app/answers/detail/a_id/425/~~/determining-social-security-numbers</p> |
| <p><i>Prompt Text:</i></p> | <p>The Social Security Number is used as a means of identifying student records and to facilitate financial aid.</p> <p>The Social Security Number is required to claim tax credits for higher education costs known as the American Opportunity Tax Credit in accordance with the Taxpayer Relief Act of 1997.</p> <p>Federal law requires the California Community Colleges to provide specific information to the Internal Revenue Service (IRS) for the purpose of filing an information return (IRS Form 1098-T “Tuition Statement”) for each student in attendance, with a few exceptions.</p> <p>The information required by the IRS includes the student’s name, address, Social Security Number (SSN) or Taxpayer Identification Number (TIN/iTIN), and enrollment status, as well as the amount of tuition paid or billed, and scholarships received. (26 C.F.R. 1-60505-1(b)(2)(ii).)</p> <p>Failure to provide a correct Social Security Number or TIN while claiming tax credits for specified education expenses may result in a penalty levied against the student by the IRS in the amount of \$100, per year, until the missing or incorrect information is provided (26 C.F.R. 1-60505-1(e)(4)).</p> <p>In addition, California Education Code sections 68041 and 70901(b)(7) authorizes the California Community Colleges Chancellor’s Office (CCCCO) to collect information you submit through the OpenCCC Online Student Account and CCCApply Online Application for Admission for the purposes of completing and submitting California College admission applications and financial aid on your behalf.</p> <p>Further, information acquired by the CCCCCO is subject to the limitations set forth in the Information Practices Act of 1977 (Title 1.8 (commencing with Section 1798) of Part 4 of Division 3 of the Civil Code). Compliance with these laws is identified in the Privacy Policy.</p> <p>By providing my Social Security Number or Taxpayer Identification Number below, or by indicating that I do not have a Social Security Number or decline to provide one at this time, I confirm that I have read and understand the federal laws provided above, and the state privacy laws and regulations provided in the Privacy Policy.</p> <p> Attention:</p> <p>BY 'Patty Donohue' ON '2014-07-20T16:18:00'</p> <p>NOTE: 'This statement ensures we are complying with regulations by having students “confirm” they have read and understand exactly what data is being collected and why, and the consequences for not complying with federal regulations. By wording the confirmation statement in this way, we are also minimizing the need for another download field. '</p> <p> Attention:</p> |

| | |
|-------------------------|--|
| | <p align="center">BY 'Patty Donohue' ON '2014-07-20T16:18:00'</p> <p>Your Social Security Number must be accurate to ensure the integrity of your permanent record and to avoid potential penalties imposed by the IRS for providing an incorrect number.</p> <p>Social Security Number (or Taxpayer Identification Number) [numeric textbox] ###-##-####</p> <p>Repeat Social Security Number (or Taxpayer Identification Number) [numeric textbox] ###-##-####</p> |
| <i>Hover Help:</i> | <p>First field: Enter your Social Security Number or Taxpayer Identification Number twice to make sure you enter it correctly.</p> <p>Second field: Please enter your Social Security Number or Taxpayer Identification Number again to ensure it is correct.</p> <p>Spanish:</p> <p>First field: Entre en su Número de Seguridad Social o Número de Identificación de Contribuyente dos veces para asegurarse de que se entro correctamente.</p> <p>Second field: Entre en su Número de Seguridad Social o Número de Identificación de Contribuyente dos veces para asegurarse de que se entro correctamente.</p> |
| <i>Pop-Up Help:</i> | <ol style="list-style-type: none"> 1. Exceptions: Clicking on “Exceptions” hyperlink brings up Pop-Up box with list of exceptions to the IRS federal requirements for submitting SSN/TINs. 2. Taxpayer Identification Numbers (TIN): Clicking on “Taxpayer Identification Numbers” hyperlink brings up Pop-Up box with definitions of TIN variations that are acceptable for this requirement. |
| <i>Values - Labels:</i> | Null or numeric string with hyphens |

Social Security Number Type

| | |
|-----------------------|--|
| Data Name: | ssn_type |
| Description: | Applicant indicates the type of identification number being provided: Social Security Number or Taxpayer Identification Number. |
| Last Revision: | 12/5/14 |
| Data Type/ Format: | character/numeric, 1 |
| Error Checking: | Required user response if SSN is not empty, and ssn_no is empty; else error message, “Please indicate the type of number being provided: Social Security Number or Taxpayer Identification Number.” |
| Storage/Usage: | Stored in database for download. Included in Account Profile. |
| Notes/Constraint: | <p>The following validity checks are applied to the SSN/TIN entries:</p> <p>If SSN fields are not empty AND the “ssn_type” field indicates “Social Security number” THEN</p> <ol style="list-style-type: none"> 1. Area Code (first three digits) may not be 000, 666 or between 900 and 999 (inclusive). |

| | |
|-----------------------|--|
| | <p>2. Group Number (middle two digits) may not be 00. 3. Serial Number (final four digits) may not be 0000.</p> <p>Else error message: “Your Social Security Number is invalid for the Type you've selected. Please re-enter the number or change the number Type.”</p> <p>If SSN fields are not empty AND the “ssn_type” field indicates “Taxpayer ID Number” THEN</p> <p>1. Area Code (first three digits) must be between 900 and 999 (inclusive).</p> <p>Else, error message: “Your Taxpayer Identification Number is invalid for the Type you've selected. Please re-enter the number or change the number Type.”</p> <p>Populated from OpenCCC Account database at time of submission.</p> |
| Prompt Text: | [Radial Button] Please indicate the type of number: |
| Values - Labels: | Not currently supported, but may be supported in a future revision of the application. |
| Data Name: | ssn_type |
| Description: | Applicant indicates the type of identification number being provided. |
| Last Revision: | 7/11/2014 |
| Data Type/ Format: | 1 character, numeric |
| Error Checking: | Required user response if SSN is not empty, and ssn_no is empty; else error message, “Please indicate the type of number being provided: Social Security Number or Taxpayer Identification Number.” |
| Storage/Usage: | Stored in database for download. Included in Account Profile. |
| Hover Help: | [Spanish: "Por favor seleccione el tipo del número: Número de Seguro Social o Número de Identificación de Contribuyente."] |
| Values - Labels: | Social Security Number Taxpayer Identification Number |
| MIS Correlation | |
| Input Rules | See Error Checking and Notes/Constraints sections in this table, above. |

Social Security Number: None

| | |
|--------------------------|---|
| <i>Data Name:</i> | ssn_no |
| <i>Description:</i> | Applicant has no social security number or taxpayer identification number or declines to provide it at this time. Populated by the OpenCCC Account value. |
| <i>Last Revision:</i> | 7/11/14 |
| <i>Data Type/Format:</i> | 1 character, numeric |

Error Checking (OpenCCC Account Only):

Must be checked if there is no entry for Social Security Number or Taxpayer Identification Number; else error message, "Your Social Security Number, or Taxpayer Identification Number, is invalid or absent. Please enter your number, or check the box to confirm you do not have a Social Security Number (or Taxpayer Identification Number) or decline to provide one at this time."

If this box is checked – de-activate (grey out) SSN fields and SSN_Type fields.

If this box is checked and "Continue" is selected, the SSN Encouragement pop-up box appears (see language below), which prompts for action: "Enter SSN" to go back to change entries, or "I Decline" to acknowledge regulations and admonishments and continue to [Page 2: Account Creation]:

Providing Your Social Security Number or Taxpayer Identification Number

You have chosen not to provide your Social Security number (SSN) or Taxpayer Identification Number (TIN). This is your right, however the California Community Colleges is required to inform you of the federal laws for collecting and submitting your information to the IRS, and the penalties that may be levied against you for failing to provide a valid Social Security Number or Taxpayer Identification Number. These regulations include:

- The Social Security Number or Taxpayer Identification Number is required to claim tax credits for higher education costs known as the American Opportunity Tax Credit in accordance with the Taxpayer Relief Act of 1997.
- Federal regulations require the California Community Colleges to provide specific information to the Internal Revenue Service (IRS) for the purpose of filing an information return (IRS Form 1098-T "Tuition Statement") for each student in attendance, with a few exceptions. The specific information collected includes the student's name, address, Social Security Number (SSN) or Taxpayer Identification Number (TIN/iTIN), and enrollment status, as well as the amount of tuition paid or billed, and scholarships received. (26 C.F.R. 1-60505- 1(b)(2)(ii).)
- Failure to provide a correct Social Security Number while claiming tax credits for specified education expenses may result in a penalty levied against the student by the IRS in the amount of \$100, per year, until the missing or incorrect information is provided(26 C.F.R. 1-60505-1(e)(4)).

In addition, there are more reasons why it may be to your advantage to provide your SSN or TIN on this application. These include:

- Speedier Application Process -Some colleges may require you to contact them for a substitute ID number if you do not provide your SSN.
- Availability of Your Records -Providing your SSN is the best way to make sure your records are accessible when you need them. If you do not provide your SSN:
 - Your enrollment or degree may not be found in the National Student Clearinghouse.
 - Employers may not be able to verify that you received a degree or certificate.
 - You may encounter difficulties sending transcripts to other colleges or universities.
- Financial Aid -Your SSN is required when applying for federal and state aid programs.
- Tax Credits and Deductions -Providing your SSN helps you (or someone claiming you as a dependent) receive tax credits or deductions to which you are entitled.

| | |
|--|--|
| | <p>All CCCApply institutions are required by law to keep your personal information private and secure and may not to reveal it without your permission. If you provide your SSN or TIN, you can be confident that it will not be misused.</p> <p>To enter your Social Security number or Taxpayer Identification Number, click "Enter SSN" to return to the previous page.</p> <p>By clicking "I Decline" I confirm that I have read and understand the federal IRS laws and regulations for collecting and reporting my Social Security Number or Taxpayer Identification Number as stated above, and the state privacy disclosures appearing in the Privacy Policy.</p> |
| <i>Storage/Usage:</i> | <p>Stored in database for use in autopopulation.</p> <p>Included in Account Profile.</p> |
| <i>Notes/Constraints:</i> | <p>AB46 and other legislation prohibit requirement of Social Security Number for admission or student record-keeping. While the colleges and many educational agencies remain reliant on SSN as the only reliable unique identifier of a student, the applicant must have the option not to provide it.</p> <p>Due to recent IRS penalties levied against California community colleges for failing to provide, or providing invalid, social security or taxpayer identification numbers, CCCCCO Legal advises compliance with IRS Requirements for Collecting SSN/TINs (IRS p. 1758) – which includes displaying specific regulations/restrictions “to every student in attendance”- including those not required to provide a SSN/TIN or are not eligible to obtain one (see Exceptions). Statement to students includes what is being collected and provided to the IRS and why, and the admonishments/penalties for not providing one/valid number. SSN Encouragement language contains reiteration of “statement” with additional confirmation checkbox or “click here to confirm acknowledgement of receipt of information.”</p> |
| <i>Prompt Text (OpenCCC Account Only):</i> | [Checkbox] Check this box if you do not have a Social Security number or Taxpayer Identification number, or decline to provide one at this time. |
| <i>Additional Text (OpenCCC Account Only):</i> | International students, nonresident aliens, and other <u>exceptions</u> , may not have a Social Security Number (or Taxpayer Identification Number) and should check this box. |
| <i>Hover Help:</i> | |
| <i>Pop-Up Help (OpenCCC Account Only):</i> | <p>The "exceptions" link in the additional text displays the following pop-up help:</p> <p>Exceptions to the federal IRS regulations, regarding the collection of social security numbers or taxpayer Identification numbers from every student in attendance, are students exclusively enrolled in noncredit courses, undocumented international students, and nonresident aliens - unless the nonresident alien student requests that a return be provided to the IRS. (26 C.F.R. 1.60505-1(a)(2), (b)(5)(ii).)</p> |
| <i>Values - Labels:</i> | 1 = Yes (checked) 0 = No (not checked) |

Social Security Number: Other Exception

| | |
|---------------------|---|
| <i>Data Name:</i> | ssn_exception |
| <i>Description:</i> | Applicant is an international student, nonresident alien, or other exception and has no social security number or taxpayer identification number. |

| | |
|--|--|
| <i>Last Revision:</i> | 2/24/16 |
| <i>Data Type/Format:</i> | boolean Default value: false |
| <i>Error Checking:</i> | None; optional field. |
| <i>Storage/Usage:</i> | Stored in database for use in autopopulation. Included in Account Profile. |
| <i>Notes/Constraints :</i> | <p>This check box only appears if an applicant selects the check box for "Check this box if you do not have a Social Security Number or Taxpayer Identification Number, or decline to provide one at this time." This check box allows international students to further indicate that they do not have an SSN or TIN.</p> <p>AB46 and other legislation prohibit requirement of Social Security Number for admission or student record-keeping. While the colleges and many educational agencies remain reliant on SSN as the only reliable unique identifier of a student, the applicant must have the option not to provide it.</p> <p>Due to recent IRS penalties levied against California community colleges for failing to provide, or providing invalid, social security or taxpayer identification numbers, CCCCCO Legal advises compliance with IRS Requirements for Collecting SSN/TINs (IRS p. 1758) – which includes displaying specific regulations/restrictions “to every student in attendance”- including those not required to provide a SSN/TIN or are not eligible to obtain one (see Exceptions). Statement to students includes what is being collected and provided to the IRS and why, and the admonishments/penalties for not providing one/valid number. SSN Encouragement language contains reiteration of “statement” with additional confirmation checkbox or “click here to confirm acknowledgement of receipt of information.”</p> |
| <i>Prompt Text: (OpenCCC Account Only)</i> | [Checkbox] I am an international student, nonresident alien, or other exception, and I do not have a Social Security Number or Taxpayer Identification Number. |
| <i>Additional Text (OpenCCC Account Only):</i> | Check this box if you are an international student, or other legitimate exception, and not required to have a Social Security Number or Taxpayer Identification Number. |
| <i>Hover Help:</i> | |
| <i>Pop-Up Help:</i> | |
| <i>Values - Labels:</i> | 1 = Yes (checked) 0 = No (not checked) |

Date of Birth

| | |
|-----------------|--|
| Data Element: | birthdate |
| Description: | Applicant's Date of Birth |
| Format, Length: | date, 10 Downloads in this format: yyyy-mm-dd |

| | |
|--|--|
| Values: | Valid date |
| Allows Null: | No |
| Default: | None |
| Storage/Usage: | <p>Birth date is used in the admission application to calculate age, to identify applicants who are too young to transact business online per COPPA (Child Online Privacy Protection Act—under age 13), and to identify minors for residency calculation and collection of parent or guardian contact information. OCR acknowledges that collection of birth date is allowed under California State law.</p> <p>For residency and minor identification, the applicant's age is calculated as of the day before the start-of-term date <ResidencyDeterminationDate>.</p> <p>In OpenCCC Account: Stored in database (with leading zeros as appropriate) for use in aut population.</p> <p>Included in Account Profile.</p> |
| Notes: | <p>Birth date is sensitive information, protected by federal law and the Office of Civil Rights (with regard to age discrimination). Any change to the text, prompt, access, or transmission of this data item must be approved by the Legal Counsel of the CCC Chancellor's Office and the Office of Civil Rights.</p> <p>This information may not be provided to staff in the capacity of making a decision to admit an applicant until after the applicant is admitted—that is, uniformly enabled to register for classes.</p> <p>This is MIS data: CO MIS DED SB03.</p> <p>OpenCCC Account: Date of birth is needed in account creation to identify applicants who are too young to transact business online per COPPA (Child Online Privacy Protection Act--under age 13). OCR acknowledges that collection of date of birth is allowed under California State law.</p> |
| Error Checking (OpenCCC Account Only): | <p>Response required; else error message "Your Date of Birth is invalid or absent. It must be a valid date in mm/dd/yyyy format."</p> <p>Date must be validated ('dd' must be appropriate for 'mm' and 'yyyy'—for example, 02/29/2009 would not be valid) ; else error message "Your Date of Birth is invalid or absent. It must be a valid date in mm/dd/yyyy format."</p> <p>Date may not be less than 13 years before current date; else error message, "You cannot create an account if you are less than 13 years of age." "Federal privacy laws restrict applicants age 13 or younger from creating an online account and applying to college using an online application. Please contact the college's Admissions & Records Office for assistance."</p> <p>Leading zeros are not required for 'mm' or 'dd': 02/04/2010 and 2/4/2010 are acceptable and equivalent.</p> <p>When editing account information from either the Standard, International, or BOG applications, if the user attempts to change both their name and their date of birth, the following error displays: "You cannot change both your name and your date of birth. If you are sharing someone else's account to make this application, please create your own account. If you are using your own account and need to change both your name and your birthdate, please contact OpenCCC Support."</p> |
| Prompt Text (OpenCCC Account Only): | <p>Due to laws regarding children's online privacy, this system will not allow accounts to be created by persons under the age of 13. For more information, please refer to the Privacy Policy.</p> |

| | |
|-------------------------------------|--|
| | <p>This information is used for protection of minors in online transaction environments, as well as to differentiate between persons having the same name. It is also used to comply with state and federal law pertaining to residency, guardianship, and admission of minors to college. This information will not be used in making admissions decisions except as permitted by law.</p> <p>Date of Birth [date textboxcombo boxes] mm/dd/yyyy</p> |
| Hover Help (OpenCCC Account Only): | <p>DOB Year Open Text Box: Enter in the 4 digit year you were born.</p> <p>Spanish Hover Help:</p> <p>DOB Month Drop Down Box: Seleccione el mes en que nació en la lista desplegable.</p> <p>DOB Day Drop Down Box: Seleccione el día en que nació en la lista desplegable.</p> <p>DOB Year Open Text Box: Introduzca los 4 dígitos del año en que nació.</p> |
| Input Rules (OpenCCC Account Only): | <p>Required user response, else error message “We found some problems with the information you submitted: Your Date of Birth is invalid or absent. It must be a valid date in mm/dd/yyyy format.”</p> <p>Date may not be less than 13 years before current date; else error message, “We found some problems with the information you submitted: Federal privacy laws restrict applicants age 13 or younger from creating an online account and applying to college using an online application. Please contact the college's Admissions & Records Office for assistance.</p> <p>Date of birth may not be changed at the same time (i.e., during the same ‘Save’) as either the first name or the last name; else error message, “We found some problems with the information you submitted: You cannot change both your name and your date of birth. If you are sharing someone else's account to make this application, please create your own account. If you are using your own account and need to change both your name and your birthdate, please contact OpenCCC Support.”</p> |
| Xap Field: | Birthdate |
| Revision Log: | ~~ |
| MIS Correlation: | SB03 |

Mailing Address: Street

| | |
|-----------------|--|
| Data Element: | streetaddress1, streetaddress2 |
| Description: | Applicant’s response to Mailing Address, Street |
| Format, Length: | Two elements; each varchar, 50 |
| Values: | Text string |
| Allows Null: | streetaddress1: No streetaddress2: Yes |
| Default: | None |
| Usage: | A U.S. street address will be ‘normalized’ by CASS software whenever possible. |

| | |
|--------------------|---|
| Notes: | PO Boxes for mailing addresses are allowed. contact table. |
| Xap Field: | Mailing address – street and Mailing address – street 2 |
| Revision Log: | ~~ |
| Question Text: | Street Address or P.O. Box [textbox] [textbox] |
| Conditions: | Hidden if Mailing Address Same As Permanent is checked. |
| Additional Text: | Include apartment number or suite |
| Response Options: | Text string |
| Hover Help: | Enter your street address including apartment or suite number, or a P.O. Box. |
| Pop-Up Help: | None |
| Field Error Check: | None |
| Page Error Check: | The first textbox cannot be null; else error message, “For your Mailing Address, you must provide your street address.” |
| Notes: | |
| Data Element: | contact: streetaddress1 and streetaddress2 (‘streetaddress’1 populates from first textbox, ‘streetaddress2’ from second) |

Mailing Address: City

| | |
|-----------------|---|
| Data Element: | city |
| Description: | Applicant’s response to Mailing Address, City |
| Format, Length: | varchar, 50 |
| Values: | Text string |
| Allows Null: | No |
| Default: | None |
| Usage: | A U.S. city name will be ‘normalized’ by CASS software whenever possible. |
| Notes: | |
| Xap Field: | Mailing address - city |

| | |
|--------------------|--|
| Revision Log: | ~~ |
| Question Text: | City [textbox] |
| Conditions: | Hidden if Mailing Address Same As Permanent is checked. |
| Response Options: | Text string |
| Hover Help: | Enter the city or town name. |
| Field Error Check: | None |
| Page Error Check: | Cannot be null; else error message, "For your Mailing Address, you must provide the City." |
| Notes: | |
| Data Element: | contact: city |

Mailing Address: State

| | |
|--------------------|--|
| Data Element: | state |
| Description: | Applicant's response to Mailing Address, City |
| Format, Length: | bpchar, 2 |
| Values: | USPS abbreviation |
| Allows Null: | Yes, only if Country is not U.S. |
| Default: | None |
| Usage: | |
| Notes: | contact table |
| Xap Field: | Mailing address - state |
| Revision Log: | ~~ |
| Question Text: | State [textbox] |
| Conditions: | Hidden if Mailing Address Same As Permanent is checked. Replaced by field for Non-U.S. State/Province if Mailing Address Outside U.S. is checked. |
| Response Options: | Menu of U.S. states, territories, etc. |
| Field Error Check: | None |

| | |
|-------------------|--|
| Page Error Check: | Required selection; else error message, “For your Mailing Address, you must select the State.” |
| Notes: | |
| Data Element: | contact: state |

Mailing Address: Non-USA Province

| | |
|--------------------|--|
| Data Element: | nonusaprovince |
| Description: | Applicant’s response to Mailing Address, State/Province (non-US address) |
| Format, Length: | varchar, 30 |
| Values: | Text string up to 30 characters |
| Allows Null: | Yes |
| Default: | None |
| Usage: | |
| Notes: | contact table |
| Xap Field: | mailAddrNonUSState |
| Revision Log: | ~~ |
| Question Text: | State/Province [text box] |
| Conditions: | Hidden if Mailing Address Same As Permanent is checked. Appears only if Mailing Address Outside U.S. is checked. |
| Additional Text: | |
| Response Options: | Text string, or null. |
| Hover Help: | Enter the name of the state or province in your mailing address. Leave blank if your mailing address does not include a state or province. |
| Pop-Up Help: | |
| Field Error Check: | None |
| Page Error Check: | None |
| Notes: | |
| Data Element: | contact: nonusaprovince |

Mailing Address: Postal Code

| | |
|--------------------|--|
| Data Element: | postalcode |
| Description: | Applicant's response to Mailing Address, ZIP Code or Postal Code (non-U.S. address) ZIP Code displays for U.S. addresses; Postal Code displays for non-U.S. addresses. |
| Format, Length: | varchar 20 |
| Values: | Text string up to 20 characters If US, format will be 'nnnnn' or 'nnnnn-nnnn' |
| Allows Null: | No |
| Default: | None |
| Usage: | |
| Notes: | A U.S. ZIP Code will be corrected by CASS software whenever necessary. contact table |
| Xap Field: | Mailing address - zip code mailingAddrIntlCode |
| Revision Log: | ~~ |
| Question Text: | ZIP Code [textbox] |
| Conditions: | Hidden if Mailing Address Same As Permanent is checked. Replaced by field for Postal Code if mailing address outside of the United States is selected. |
| Additional Text: | |
| Response Options: | Numeric value in format nnnnn, nnnnnnnnn, or nnnnn-nnnn. |
| Hover Help: | Enter your 5-digit or 9-digit ZIP code. |
| Pop-Up Help: | |
| Field Error Check: | Must be in format 'nnnnn' or 'nnnnn-nnnn' or 'nnnnnnnnn'; else error message, "The ZIP Code must be 5 or 9 digits." If entered value is formatted nnnnnnnnn, it will be changed to nnnnn- nnnn. |
| Page Error Check: | Required selection; else error message, "For your Mailing Address, you must provide the ZIP Code." |
| Notes: | In the future, some form of CASS validation will occur unless Mailing Address Outside U.S. is checked; details TBD. |
| Data Element: | contact: postalcode |

| | |
|--------------------|--|
| | (This data element is used to store either US ZIP code or non-US postal code.) |
| Revision Log: | ~~ |
| Question Text: | Non-U.S. Postal Code [text box] |
| Conditions: | Hidden if Mailing Address Same As Permanent is checked. Appears only if Mailing Address Outside U.S. is checked. |
| Additional Text: | |
| Response Options: | Text string, or null. |
| Hover Help: | Enter the postal code for your mailing address. Leave blank if your address does not include a postal code. |
| Pop-Up Help: | |
| Field Error Check: | None |
| Page Error Check: | None |
| Notes: | |
| Data Element: | contact: postalcode (This data element is used to store either US ZIP code or non-US postal code.) |
| Revision Log: | ~~ |

Mailing Address: Country

| | |
|-----------------|--|
| Data Element: | country |
| Description: | For non-US addresses, applicant's response to Mailing Address, Country |
| Format, Length: | bpchar, 2 |
| Values: | ISO abbreviation |
| Allows Null: | No |
| Default: | US |
| Usage: | |
| Notes: | Country is asked only for non-US addresses; must default to US when Country is not asked. contact table |
| Xap Field: | Mailing address - country |

| | |
|--------------------|--|
| Revision Log: | ~~ |
| Question Text: | Country [menu] |
| Conditions: | Hidden if Mailing Address Same As Permanent is checked. Appears only if Mailing Address Outside U.S. is checked. |
| Response Options: | Menu of non-U.S. countries, per ISO. |
| Field Error Check: | None |
| Page Error Check: | Required selection; else error message, "For your Mailing Address, you must select the Country. |
| Notes: | |
| Data Element: | contact: country (This data element defaults to US for U.S. addresses.) |
| Revision Log: | ~~ |

Mailing Address: Same as Permanent

| | |
|-----------------|---|
| Data Element: | address_same |
| Description: | Records whether or not applicant has checked the box indicating that the mailing address is the same as the permanent address |
| Format, Length: | boolean, 1 |
| Values: | 1 = True/Yes 0 = False/No |
| Allows Null: | No |
| Default: | None |
| Usage: | |
| Notes: | contact table |
| Xap Field: | permAddrSameAsMailing (Xap has checkbox for Permanent Address same as Mailing Address) |
| Revision Log: | ~~ |
| Question Text: | [checkbox] My Mailing Address is the same as the Permanent Address in my OpenCCC Account above |
| Conditions: | Always |

| | |
|--------------------|--|
| Additional Text: | None |
| Response Options: | Checked / Unchecked |
| Field Error Check: | None |
| Page Error Check: | None |
| Notes: | Checking this box causes the rest of the mailing address questions to be hidden, and the mailing address fields to be populated from the corresponding permanent address fields. Unchecking the box causes the rest of the mailing address questions to reappear. |
| Data Element: | None |

Mailing Address Outside U.S.

| | |
|--------------------|---|
| Data Element: | non_us_address |
| Description: | If user selects check box indicating that their current mailing address is outside the U.S. |
| Format, Length: | boolean, TRUE or FALSE |
| Question Text: | [checkbox] My current Mailing Address is outside the United States. |
| Conditions: | Hidden if Mailing Address Same As Permanent is checked. |
| Additional Text: | |
| Response Options: | Checked / Unchecked |
| Pop-Up Help: | A pop-up <i>Confirmation</i> dialog box displays when the applicant selects the "My current mailing address is outside the United States " check box. The pop-up dialog box messaging displays: "My mailing address is outside the United States." followed by <i>Yes</i> and <i>No</i> radio buttons (the <i>No</i> radio button is selected by default). After selecting either <i>Yes</i> or <i>No</i> the applicant must click Continue to close the dialog box and can then continue their application. |
| Field Error Check: | None |
| Page Error Check: | None |
| Notes: | Selecting this check box causes the <i>State</i> and <i>ZIP Code</i> fields to be replaced by the following field labels: <i>State/Province</i> , <i>Postal Code</i> , and <i>Country</i> drop-down list.. Clearing the check box toggles the fields back to <i>State</i> and <i>ZIP Code</i> . |

Permanent Address: Street1 and Street2

| | |
|-------------------|--|
| <i>Data Name:</i> | streetaddress1, streetaddress2 (OpenCCC Account, BOG Fee Waiver) perm_streetaddress1, perm_streetaddress2 (CCCApply Standard Application) |
|-------------------|--|

| | |
|---------------------------|---|
| | perm_addr_street_1, perm_addr_street_2 (CCCApply International Application) |
| <i>Description:</i> | Street portion of applicant's permanent address. |
| <i>Last Revision:</i> | 6/8/15 |
| <i>Data Type/Format:</i> | char, 50 Two fields (extended character set, allowing hyphens, letters with diacritical marks or accents, etc.) |
| <i>Allows Null:</i> | Yes: streetaddress1, perm_streetaddress1, perm_addr_street_1 No: streetaddress2, perm_streetaddress2, perm_addr_street_2 |
| <i>Error Checking:</i> | Response required; else error message, "You must provide your street address." Software will attempt to validate the street address. If the address cannot be validated, the following error message will be displayed: <ul style="list-style-type: none"> The address entered appears to be incomplete. If you are sure the address is correct, please check the box below to ignore this warning. Please note that the verification system might make some changes to the information you entered in an attempt to match its records. Make sure to double check the address you entered below before proceeding. The following additional text and validation field displays, and the applicant must select the check box or correct their street address in order to save their OpenCCC Account information: <ul style="list-style-type: none"> [check box] I have verified the address entered is correct |
| <i>Online Display:</i> | Street Address [two text fields] |
| <i>Additional Text:</i> | Include apartment number or suite [Displays under the two Street Address text fields] |
| <i>Storage/Usage:</i> | Stored in database for use in autopopulation. Included in Account Profile. |
| <i>Notes/Constraints:</i> | |
| <i>Prompt Text:</i> | Street Address [2 textboxes] (please include apartment/suite numbers) |
| <i>Hover Help:</i> | Enter your street address using one or both lines. Include your apartment or suite number if you have one. |
| <i>Pop-Up Help:</i> | See Error Checking, above. |
| <i>XAP Field:</i> | Permanent address – street and Permanent address – street 2 |
| <i>MIS Correlation:</i> | None |
| <i>Values - Labels:</i> | Two text strings; second may be null |

Permanent Address: City

| | |
|----------------------------------|--|
| <i>Data Name:</i> | city (OpenCCC Account, BOG Fee Waiver) perm_city (CCCApply Standard Application) perm_addr_city (CCCApply International Application) |
| <i>Description:</i> | City portion of applicant's permanent address. |
| <i>Last Revision:</i> | 1/13/11 |
| <i>Data Type/Format, Length:</i> | char, 50 (extended character set, allowing hyphens, letters with diacritical marks or accents, etc.) |
| <i>Error Checking:</i> | Required user response; else error message, "In your Permanent Address, you must specify the City." |
| <i>Storage/Usage:</i> | Stored in database for use in autopopulation. Included in Account Profile. |
| <i>Notes/Constraints:</i> | |
| <i>Prompt Text:</i> | City [textbox] |
| <i>Hover Help:</i> | Enter the city where you permanently reside. |
| <i>Pop-Up Help:</i> | |
| <i>XAP Field:</i> | Permanent address - city |
| <i>MIS Correlation:</i> | None |
| <i>Values - Labels:</i> | Text string |

Permanent Address: State

| | |
|----------------------------------|---|
| <i>Data Name:</i> | state (OpenCCC Account, BOG Fee Waiver) perm_state (CCCApply Standard application) perm_addr_state (CCCApply International application) |
| <i>Description:</i> | State portion of applicant's permanent address. |
| <i>Last Revision:</i> | 11/2/10 |
| <i>Data Type/Format, Length:</i> | char, 2 |
| <i>Error Checking:</i> | Required user response if Country = US; else error message, "In your Permanent Address, you must specify the State." |
| <i>Allows Null:</i> | Yes, only if Country is not U.S. (in which case the field label displays as State/Province) |

| | |
|---------------------------|--|
| <i>Storage/Usage:</i> | Stored in database for use in autopopulation. Included in Account Profile. |
| <i>Notes/Constraints:</i> | |
| <i>Prompt Text:</i> | When the "My permanent address is outside the United States." check box is cleared: State [drop-down list] When the "My permanent address is outside the United States." check box is selected: State/Province [text box] |
| <i>Hover Help:</i> | Enter the U.S. state where you permanently reside. |
| <i>Pop-Up Help:</i> | |
| <i>Values - Labels:</i> | blank/null or 2-character USPS state code |

Permanent Address: Non-U.S. State/Province

| | |
|----------------------------------|---|
| <i>Data Name:</i> | nonusaprovince (OpenCCC Account) perm_nonusaprovince (CCCApply Standard application) non_us_permanent_home_non_us_province (CCCApply International application) province (BOG Fee Waiver application) |
| <i>Description:</i> | State/province portion of applicant's non-U.S. permanent address. |
| <i>Last Revision:</i> | 1/13/11 |
| <i>Data Type/Format, Length:</i> | OpenCCC Account, CCCApply Standard Application, BOG Fee Waiver: char, 30 extended character set, allowing hyphens, letters with diacritical marks or accents, etc. CCCApply International Application: char, 50 |
| <i>Error Checking:</i> | Optional; no error checking. |
| <i>Storage/Usage:</i> | Stored in database for use in autopopulation. Included in Account Profile. |
| <i>Online Display:</i> | State/Province Conditionally displays when the following OpenCCC Account check box is selected: "My permanent address is outside the United States." and the user has clicked through the confirmation pop-up to confirm their address is outside the United States. |

| | |
|---------------------------|--|
| <i>Notes/Constraints:</i> | |
| <i>Prompt Text:</i> | State/Province [text box] |
| <i>Hover Help:</i> | Enter the name of the state or province you live in. Leave blank if your permanent address does not include a state or province. |
| <i>Pop-Up Help:</i> | |
| <i>XAP Field:</i> | permAddrNonUSState |
| <i>MIS Correlation:</i> | None |
| <i>Values - Labels:</i> | Null or text string |

Permanent Address: ZIP Code or Postal Code

| | |
|----------------------------------|--|
| <i>Data Name:</i> | postalcode (OpenCCC Account and BOG Fee Waiver application) perm_postalcode (CCCApply Standard application) perm_addr_zip_code (CCCApply International application) perm_addr_non_us_postal_code (CCCApply International application) |
| <i>Description:</i> | Zip code (for U.S.) or Postal Code (if non-U.S.) portion of applicant's permanent address. |
| <i>Last Revision:</i> | 11/2/10 |
| <i>Data Type/Format, Length:</i> | OpenCCC Account, CCCApply Standard, and BOG Fee Waiver applications: char, 20 numeric-plus: nnnnn-nnnn or nnnnn CCCApply International application: character varying, 30 extended character set, allowing hyphens, symbols, letters with diacritical marks or accents, etc. |
| <i>Error Checking:</i> | Required user response if Country = US; else error message, "In your Permanent Address, you must specify the ZIP Code. It must be a valid ZIP code in ##### or #####-#### format." If the "My permanent address is outside the United States" check box is selected, then the ZIP Code field label displays as Postal Code and the field is not required. |
| <i>Online Display:</i> | When the "My permanent address is outside the United States." check box is cleared: ZIP Code [text box] When the "My permanent address is outside the United States." check box is selected: Postal Code [text box] |
| <i>Storage/Usage:</i> | Stored in database for use in autopopulation. |

| | |
|---------------------------|--|
| | Included in Account Profile. |
| <i>Notes/Constraints:</i> | |
| <i>Prompt Text:</i> | ZIP Code [textbox] Postal Code [textbox] |
| <i>Hover Help:</i> | ZIP Code: Enter your ZIP code (5 or 9 digits). OR Postal Code: Enter the postal code for your permanent address. Leave blank if your permanent address does not include a postal code. |
| <i>Pop-Up Help:</i> | |
| <i>Values - Labels:</i> | Null or nnnnn-nnnn or nnnnn |
| XAP Field: | Permanent address - zip code permAddrIntlCode |
| <i>MIS Correlation:</i> | None |

Permanent Address: Country

| | |
|----------------------------------|---|
| <i>Data Name:</i> | country (OpenCCC Account and BOG Fee Waiver applications) perm_country (CCCApply Standard application) perm_addr_country (CCCApply International application) |
| <i>Description:</i> | Country portion of applicant's permanent address. |
| <i>Last Revision:</i> | 11/2/10 |
| <i>Data Type/Format, Length:</i> | char, 2 |
| <i>Error Checking:</i> | Required user response when address is not in U.S.; else error message "In your Permanent Address, you must select the Country." |
| <i>Storage/Usage:</i> | Stored in database for use in autopopulation. Included in Account Profile. |
| <i>Notes/Constraints:</i> | Store US unless the address type is non-US. The Country field value is used in determining the U.S. non-U.S. residency for the applicant. |
| <i>Prompt Text:</i> | Country [menu] |
| <i>Hover Help:</i> | |
| <i>Pop-Up Help:</i> | |
| <i>XAP Field:</i> | Permanent address - country |

| | |
|-------------------------|---|
| <i>MIS correlation:</i> | None |
| <i>Values - Labels:</i> | US or other two-character ISO country code. See https://www.iso.org/obp/ui/#search . |

Main Phone Number

| | |
|----------------------------------|--|
| <i>Data Name:</i> | mainphone (OpenCCC Account and CCCApply Standard and BOG Fee Waiver applications) main_phone_number (CCCApply International Application) |
| <i>Description:</i> | Applicant's main telephone number. |
| <i>Last Revision:</i> | 11/2/10 |
| <i>Data Type/Format, Length:</i> | char, 19 (OpenCCC Account) char, 14 (CCCApply Standard and BOG Fee Waiver applications) char, 25 (CCCApply International application) 10 to 14 characters, numeric plus: (nnn) nnn-nnnn |
| <i>Error Checking:</i> | Optional user response. Must be properly formatted and meet validation tests; else error message, "The Main Telephone Number you entered is not valid. Please correct it as appropriate." <ul style="list-style-type: none"> 123-456-7890 and any number with all digits the same (e.g., 444-444-4444) are not allowed. Area codes will be validated (against a list or by format?). |
| <i>Storage/Usage:</i> | Stored in database for use in autopopulation. Included in Account Profile. |
| <i>Notes/Constraints:</i> | Populates CCCApply Standard and CCCApply International and BOG Fee Waiver applications from OpenCCC Account database at time of submission. |
| <i>Prompt Text:</i> | Main Telephone [textbox] ###-###-#### |
| <i>Hover Help:</i> | Enter a phone number at which you can be reached. |
| <i>Pop-Up Help:</i> | |
| <i>Values - Labels:</i> | Null or text string |

Main Phone: Extension

| | |
|-----------------------|--|
| <i>Data Name:</i> | mainphone_ext |
| <i>Description:</i> | Extension for applicant's main telephone number. |
| <i>Last Revision:</i> | 11/2/10 |


| | |
|----------------------------------|--|
| <i>Data Type/Format, Length:</i> | char, 4 |
| <i>Allows Null:</i> | Yes |
| <i>Error Checking:</i> | Optional user response |
| <i>Storage/Usage:</i> | Stored in database for use in autopopulation. Included in Account Profile. |
| <i>Notes/Constraints:</i> | None Populates CCCApply Standard, CCCApply International form, and BOG Fee Waiver applications from OpenCCC Account database at time of submission. |
| <i>Prompt Text:</i> | Extension (if any) [textbox] up to four digits |
| <i>Hover Help:</i> | If your main phone number includes an extension, enter up to four digits here. |
| <i>Pop-Up Help:</i> | |
| <i>Values - Labels:</i> | Null or numeric string; integer up to 9999 |
| <i>MIS Correlation:</i> | None |

Main Phone: Text Permission

| | |
|----------------------------------|---|
| <i>Data Name:</i> | mainphone_auth_txt (OpenCCC Account) mainphone_auth_text (CCCApply Standard and BOG Fee Waiver applications) main_phone_auth_txt (CCCApply International application) |
| <i>Description:</i> | User's permission to send text messages to the main telephone number |
| <i>Last Revision:</i> | 11/2/10 |
| <i>Data Type/Format, Length:</i> | char, 1 (OpenCCC Account) boolean, 1 (CCCApply Standard and International and BOG Fee Waiver applications) |
| <i>Error Checking:</i> | Optional user response; no error checking. |
| <i>Storage/Usage:</i> | Stored in database for use in autopopulation. Included in Account Profile. |
| <i>Notes/Constraints:</i> | |
| <i>Prompt Text:</i> | [Checkbox] I authorize text messages to my main telephone number, and accept responsibility for any charges that result. |
| <i>Hover Help:</i> | |
| <i>Pop-Up Help:</i> | |

| | |
|-----------------------------|--|
| <i>Application Display:</i> | In CCCApply Standard and International applications: If the applicant did not authorize SMS text messages to their number, then the following text displays below their Main Phone number (and Second Phone number, if provided): "Not authorized for text messages". If the applicant did authorize SMS text messages, then the following message displays below their Main Phone number (and Second Phone number, if provided/ opted-in): "Authorized for text messages". |
| <i>Values - Labels:</i> | 1 = Yes (checked) 0 = No (not checked) |

Second Phone Number


| | |
|----------------------------------|--|
| <i>Data Name:</i> | secondphone (OpenCCC Account and CCCApply Standard Application) second_phone_number (CCCApply International application)  Note: The secondphone field does not populate the BOG Fee Waiver application table. |
| <i>Description:</i> | Applicant's second telephone number. |
| <i>Last Revision:</i> | 11/2/10 |
| <i>Data Type/Format, Length:</i> | char, 19 char, 14 (CCCApply Standard application) char, 25 (CCCApply Standard application) 10 to 14 characters, numeric plus: (nnn) nnn-nnnn |
| <i>Error Checking:</i> | Optional user response. Must be properly formatted and meet validation tests; else error message, "The Second Telephone Number you entered is not valid. Please correct it as appropriate." <ul style="list-style-type: none"> • 123-456-7890 and any number with all digits the same (e.g., 444-444-4444) are not allowed. • Area codes will be validated (against a list or by format?). |
| <i>Storage/Usage:</i> | Stored in database for use in autopopulation. Included in Account Profile. |
| <i>Notes/Constraints:</i> | Populates CCCApply and International applications from OpenCCC Account database at time of submission. |
| <i>Prompt Text:</i> | Second Telephone Number [textbox] (###)###-#### |
| <i>Hover Help:</i> | Enter a second phone number at which you can be reached. |
| <i>Pop-Up Help:</i> | |
| <i>Values - Labels:</i> | Null or text string |

| | |
|-------------------|------------------------|
| <i>XAP Field:</i> | Secondary phone number |
|-------------------|------------------------|

Second Phone: Extension


| | |
|-----------------|--|
| Data Element: | secondphone_ext |
| Description: | Second telephone extension |
| Format, Length: | varchar, 4 |
| Values: | Integer up to 9999 |
| Allows Null: | Yes |
| Error Checking: | Optional user response |
| Default: | None |
| Storage/Usage: | Stored in database for use in autopopulation. Included in Account Profile. |
| Prompt Text: | Extension (if any) [textbox] up to four digits |
| Hover Help: | If your second phone number includes an extension, enter up to four digits here. |
| Notes: | Populates from OpenCCC Account database at time of submission. |
| Xap Field: | Secondary phone - extension |
| Revision Log: | ~~ |
| MIS Correlation | None |
| Input Rules | Optional user response |

Second Phone: Text Permission

| | |
|----------------------------------|--|
| <i>Data Name:</i> | secondphone_auth_txt (OpenCCC Account) secondphone_auth_text (CCCApply Standard Application) second_phone_auth_txt (CCCApply International Application)  Note: The BOG Fee Waiver application does not store secondphone_auth_txt data. |
| <i>Description:</i> | User's permission to send text messages to the second telephone number |
| <i>Last Revision:</i> | 11/2/10 |
| <i>Data Type/Format, Length:</i> | char, 1 (OpenCCC Account) boolean, 1 (CCCApply Standard and International Applications) |

| | |
|---------------------------|--|
| <i>Error Checking:</i> | Optional user response; no error checking. |
| <i>Storage/Usage:</i> | Stored in database for use in autopopulation. Included in Account Profile. |
| <i>Notes/Constraints:</i> | |
| <i>Prompt Text:</i> | [Checkbox] I authorize text messages to my second telephone number, and accept responsibility for any charges that result. |
| <i>Hover Help:</i> | |
| <i>Pop-Up Help:</i> | |
| <i>Values - Labels:</i> | 1 = Yes (checked) 0 = No (not checked) |

Email Address


| | |
|----------------------------------|--|
| <i>Data Name:</i> | email |
| <i>Description:</i> | Applicant's email address. |
| <i>Last Revision:</i> | 11/2/10 |
| <i>Data Type/Format, Length:</i> | char, 254  Note: Field length for BOG Fee Waiver is 128 Two fields; each up to 48 characters, alphanumeric plus '@' and '.' |
| <i>Error Checking:</i> | Required user response. Must contain one '@' symbol (not as the first character) and one '.', and must not begin with "mailto:"; else error message, "Your Email Address is invalid or absent. You must enter a valid Email Address." Email address and confirmation must be identical; else error message, "Your Email Address entries do not match. Please make sure you enter exactly the same Email Address in each field." |
| <i>Storage/Usage:</i> | Only one field is stored. Stored in database for use in autopopulation. Included in Account Profile. Not required to be unique: two or more accounts can have the same Email Address. |
| <i>Notes/Constraints:</i> | The Steering Committee has affirmed that email addresses must be required, because many colleges use email as the only way to send important information to applicants about registration, etc. Users will be required to sign up for an email account if they do not have an email address, and they will be expected to check the email account. A valid email address is necessary for creating an OpenCCC Account. When a student first lands on the OpenCCC Sign In page, they are notified of the requirement to have a valid email address and are provided links to free email account providers. |


| | |
|-------------------------|---|
| | Populates CCCApply Standard and International and BOG Fee Waiver applications from OpenCCC Account database at time of submission. |
| <i>Prompt Text:</i> | An email address is required for important messages, including information about college admission and registration. Please enter an email address that you check regularly. Email Address [textbox] Repeat Email Address [textbox] |
| <i>Hover Help:</i> | Enter an email address so OpenCCC and colleges that you apply to can communicate with you. |
| <i>Pop-Up Help:</i> | |
| <i>Values - Labels:</i> | Text string in valid email address format |

Personal Information


The tables in this section show the fields that are populated from the Personal Information tab of the CCCApply standard application.


Gender

| | |
|-----------------|--|
| Data Element: | gender |
| Description: | Applicant's response to gender question in the Gender/Transgender section. |
| Format, Length: | bpchar, 1 |
| Values: | F = Female M = Male X = Decline to state Null = No selection |
| Allows Null: | Yes |
| Default: | -- Select Gender -- |
| Usage: | Correlates to MIS element SB04, with some difference in values. Gender is used primarily by agencies affiliated with state reporting and evaluation of educational programs. |
| Notes: | <p>Correlates to MIS SB04, with modified descriptions.</p> <p>Gender is sensitive information, protected by federal law and the Office of Civil Rights. Any change to the text, prompt, access, or transmission of this data item must be approved by the Legal Counsel of the CCC Chancellor's Office and the Office of Civil Rights.</p> <p>This information may not be provided to staff in the capacity of making a decision to admit an applicant until after the applicant is admitted—that is, uniformly enabled to register for classes.</p> <p>“Decline to state” must be one of the choices for gender, per OCR. Not only does this choice provide the required option not to identify gender, there are also people who do not identify with any gender option.</p> <p> Note: Per the AB620 implementation requirements, the Transgender and Sexual Orientation language, questions and data fields, will not appear onscreen if the applicant is a minor (18 yrs or younger). If the applicant is a non-minor (19 yrs or older), the onscreen layout changes to display the AB620 language, data field questions and responses. For more details on the AB620 implementation, including collection, storage, and download restrictions, see:</p> <ul style="list-style-type: none"> • Transgender on page 79 • Sexual Orientation on page 80 |
| Xap Field: | gender |


| | |
|--------------------|--|
| Revision Log: | ~~ |
| Question Text: | Gender [menu] |
| Conditions: | <ol style="list-style-type: none"> 1. Always display the Gender data field (to minors and non-minors) 2. As per the AB620 requirements, only display the question text/label for "/Transgender" if the student is 19 years old or older (non-minor). The "/Transgender" part of the section label is to be conditional and only appear if the student is not a minor. If the student is 19 years old or older, the "/Transgender" part of the section label should appear. |
| Additional Text: | This information will be used for state and federal reporting purposes. It is optional and voluntary and will not be used for a discriminatory purpose. "Gender in this context, means a person's sex, or a person's gender identity and gender expression. |
| Response Options: | <p>F = Female</p> <p>M = Male</p> <p>X = Decline to state</p> <p><Null> = No selection</p> |
| Pop-Up Help: | <p>The Pop-Up Help text box contains definitions for all four hyperlinked terms that appear in the Gender, Transgender, and Sexual Orientation questions/data fields. The Pop-Up Help box appears when the user clicks on any of the hyperlinks that appear onscreen for the user.</p> <p> Note: Per the AB620 implementation, if the applicant is a minor (18 yrs or younger) only the "gender identity" and "gender expression" hyperlinks appear onscreen for the user; however, the Pop-Up Help text box will contain all four term definitions (Gender Identity, Gender Expression, Transgender, and Sexual Orientation) for all users – minors and non-minors. See the Transgender and Sexual Orientation data field specifications for usage and additional notes for these fields pertaining to the AB620 requirements.</p> <p>The same pop-up help text displays for the <i>gender identity</i>, <i>gender expression</i>, <i>transgender</i>, and <i>sexual orientation</i> links:</p> <p>"Sexual Orientation" Sexual orientation describes an enduring pattern of attraction-emotional, romantic, sexual, or some combination of these-to persons of the opposite sex, the same sex, or to both sexes, as well as the genders that accompany them.</p> <p>"Gender Identity" means one's private sense of being male or female.</p> <p>"Gender Expression" means a person's gender-related appearance and behavior, whether or not stereotypically associated with the person's assigned sex at birth.</p> <p>"Transgender" is the state of one's gender identity (self-identification as woman, man, neither or both) not matching one's assigned sex (identification by others as male, female or intersex based on physical/genetic sex).</p> |
| Field Error Check: | None |
| Page Error Check: | None |
| Data Element: | personal_info: gender |

Transgender


| | |
|-------------------|---|
| Data Element: | transgender  Note: Not downloadable. |
| Description: | Applicant's response to transgender question in the Gender/Transgender section. |
| Format, Length: | bytea, 1 |
| Values: | 1 = Yes 2 = No 3 = Decline to State Null = No selection |
| Allows Null: | Yes Null value is stored for applicants under 19 years of age. |
| Default: | -- Select Transgender Response -- |
| Usage: | These requirements are for the implementation of AB620. California law (AB620) requires the California Community Colleges to collect aggregate demographic information regarding the sexual orientation, gender identity, and gender expression of students. It also requests annual transmittal of summary demographic reporting to the Legislature and posting of such summary information on the CCC Chancellor's Office web site. |
| Notes: | Restricted data; not available for download. AB620 questions do not appear to applicants under 19 years of age (minor). These requirements are for the implementation of AB620. California law (AB620) requires the California Community Colleges to collect aggregate demographic information regarding the sexual orientation, gender identity, and gender expression of students. It also requests annual transmittal of summary demographic reporting to the Legislature and posting of such summary information on the CCC Chancellor's Office web site. |
| Xap Field: | N/A |
| Revision Log: | ~~ |
| Question Text: | Do you consider yourself transgender? [menu] |
| Conditions: | Display ONLY if the applicant is 19 years old or older; Do NOT display if applicant is 18 years or younger. |
| Additional Text: | None |
| Response Options: | Yes No Decline to State |

| | |
|--------------------|--|
| | No selection |
| Pop-Up Help: | <p>The Pop-Up Help text box contains definitions for all four hyperlinked terms that appear in the Gender, Transgender, and Sexual Orientation questions/data fields. The Pop-Up Help box appears when the user clicks on any of the hyperlinks that appear onscreen for the user.</p> <p> Note: Per the AB620 implementation, if the applicant is a minor (18 yrs or younger) only the “gender identity” and “gender expression” hyperlinks appear onscreen for the user; however, the Pop-Up Help text box will contain all four term definitions (Gender Identity, Gender Expression, Transgender, and Sexual Orientation) for all users – minors and non-minors. See the Transgender and Sexual Orientation data field specifications for usage and additional notes for these fields pertaining to the AB620 requirements.</p> <p>The same pop-up help text displays for the <i>gender identity</i>, <i>gender expression</i>, <i>transgender</i>, and <i>sexual orientation</i> links:</p> <p>"Sexual Orientation" Sexual orientation describes an enduring pattern of attraction-emotional, romantic, sexual, or some combination of these-to persons of the opposite sex, the same sex, or to both sexes, as well as the genders that accompany them.</p> <p>"Gender Identity" means one's private sense of being male or female.</p> <p>"Gender Expression" means a person's gender-related appearance and behavior, whether or not stereotypically associated with the person's assigned sex at birth.</p> <p>"Transgender" is the state of one's gender identity (self-identification as woman, man, neither or both) not matching one's assigned sex (identification by others as male, female or intersex based on physical/genetic sex).</p> |
| Field Error Check: | None |
| Page Error Check: | None |
| Data Element: | personal_info: transgender |

Sexual Orientation

| | |
|-----------------|---|
| Data Element: | <p>orientation</p> <p> Note: Not downloadable.</p> |
| Description: | Applicant's response to sexual orientation question |
| Format, Length: | bytea, 1 |
| Values: | <p>1 = Straight/Heterosexual</p> <p>2 = Gay or Lesbian/Homosexual</p> <p>3 = Bisexual</p> <p>4 = Other</p> <p>5 = Decline to State</p> <p>Null = No selection</p> |

| | |
|-------------------|--|
| Allows Null: | Yes Null value is stored for applicants under 19 years of age. |
| Default: | -- Select Sexual Orientation -- |
| Usage: | These requirements are for the implementation of AB620. California law (AB620) requires the California Community Colleges to collect aggregate demographic information regarding the sexual orientation, gender identity, and gender expression of students. It also requests annual transmittal of summary demographic reporting to the Legislature and posting of such summary information on the CCC Chancellor's Office web site. |
| Notes: | Restricted data; not available for download. AB620 questions do not appear to applicants under 19 years of age (minor). These requirements are for the implementation of AB620. California law (AB620) requires the California Community Colleges to collect aggregate demographic information regarding the sexual orientation, gender identity, and gender expression of students. It also requests annual transmittal of summary demographic reporting to the Legislature and posting of such summary information on the CCC Chancellor's Office web site. |
| Xap Field: | N/A |
| Revision Log: | ~~ |
| Question Text: | Please indicate your sexual orientation [menu] |
| Conditions: | Display ONLY if the applicant is 19 years old or older; Do NOT display if applicant is 18 years or younger. |
| Additional Text: | The sexual orientation question will appear in the following section with this text preceding the questions. By California law, the California Community Colleges collect voluntary demographic information regarding the sexual orientation, gender identity, and gender expression of students. <ol style="list-style-type: none"> 1. This information is only used for summary demographic reporting. 2. Your responses are kept private and secure. 3. Providing this information is optional. 4. It is not available to admissions personnel and will not be used for a discriminatory purpose. |
| Response Options: | Straight/Heterosexual Gay or Lesbian/Homosexual Bisexual Other Decline to State No selection |

| | |
|--------------------|--|
| Pop-Up Help: | <p>The Pop-Up Help text box contains definitions for all four hyperlinked terms that appear in the Gender, Transgender, and Sexual Orientation questions/data fields. The Pop-Up Help box appears when the user clicks on any of the hyperlinks that appear onscreen for the user.</p> <p> Note: Per the AB620 implementation, if the applicant is a minor (18 yrs or younger) only the “gender identity” and “gender expression” hyperlinks appear onscreen for the user; however, the Pop-Up Help text box will contain all four term definitions (Gender Identity, Gender Expression, Transgender, and Sexual Orientation) for all users – minors and non-minors. See the Transgender and Sexual Orientation data field specifications for usage and additional notes for these fields pertaining to the AB620 requirements.</p> <p>The same pop-up help text displays for the <i>gender identity</i>, <i>gender expression</i>, <i>transgender</i>, and <i>sexual orientation</i> links:</p> <p>"Sexual Orientation" Sexual orientation describes an enduring pattern of attraction-emotional, romantic, sexual, or some combination of these-to persons of the opposite sex, the same sex, or to both sexes, as well as the genders that accompany them.</p> <p>"Gender Identity" means one's private sense of being male or female.</p> <p>"Gender Expression" means a person's gender-related appearance and behavior, whether or not stereotypically associated with the person's assigned sex at birth.</p> <p>"Transgender" is the state of one's gender identity (self-identification as woman, man, neither or both) not matching one's assigned sex (identification by others as male, female or intersex based on physical/genetic sex).</p> |
| Field Error Check: | None |
| Page Error Check: | None |
| Data Element: | personal_info: sexual_orientation |
| Revision Log: | ~~ |

Dependent of Parent/Guardian

| | |
|-----------------|--|
| Data Element: | dependent_status |
| Description: | Whether applicant is a minor subject to care and control of guardian per residency law—and if not, whether applicant is a non-minor or an independent minor. |
| Format, Length: | bpchar, 1 |
| Values: | <p>1 = Applicant is dependent. Selected “None of the statements above is true about me.”</p> <p>2 = Applicant is under 19 and independent. Selected “At least one of these statements is true about me”.</p> <p>3 = Applicant is 19 or older and therefore independent. The applicant will not have been presented with the parent/guardian questions.</p> |
| Allows Null: | No |
| Default: | 3 |

| | |
|--------------------|---|
| Usage: | If this field = 1, parent/guardian questions are asked and many residency-related questions are reworded to refer to parent/guardian rather than “you”. |
| Notes: | General law identifies a ‘Minor’ as under age 18; however, the “Evidence of Intent” rules in the Student Attendance Accounting Manual (Chapter 2), based on Title 5 section 54024, specify ‘under 19 years’ as the differentiating criterion, superseding general law. personal_info table |
| Xap Field: | over19OrMarried |
| Revision Log: | ~~ |
| Question Text: | See mockup for Personal Information Screen. |
| Conditions: | Appears only if the applicant will be under 19 at RDD. |
| Additional Text: | |
| Response Options: | Must select one of the two radio buttons. |
| Pop-Up Help: | <p>If any of the hyperlinks in the Question Text is clicked, a pop-up is displayed with the following text:</p> <p>Parent: For the purposes of this college application, your parent is a natural or adoptive mother or father with whom you live and/or who provides your support, care, and control. If you have two parents, you can enter the name of either one.</p> <p>Guardian: For the purposes of this college application, your guardian is a person other than a parent who has been legally appointed to provide your support, care, and control. If you have two guardians, you can enter the name of either one.</p> <p>Emancipated: Being emancipated means that you have been legally released from the care and control of parent(s) and/or guardian(s), and are now responsible for your own care and control.</p> <p>To be considered legally emancipated for the purposes of this college application, you must have received a declaration of emancipation from a California court, or have been legally emancipated in another U.S. state.</p> <p>Self-Supporting:</p> <p>You are considered to be self-supporting if you do not receive any financial support from a parent or legal guardian in the year leading up to the start of the term for which you are applying.</p> <p>Financial support you may receive from colleges, institutions, or individuals who are not your parent or legal guardian does not affect whether you are considered self-supporting.</p> |
| Field Error Check: | None |
| Page Error Check: | Required selection; else error message, “You must select one of the options related to your parent or guardian status.” |
| Notes: | This question determines whether someone who will be under 19 on RDD is subject to care and control of guardian for purposes of determining residency. For residency purposes (unlike in general law), a minor is defined as someone under 19 years of age. |
| Data Element: | personal_info: dependent_status |

Parent/Guardian Name: First

| | |
|--------------------|--|
| Data Element: | pg_firstname |
| Description: | Applicant's response to conditional question for Parent/Guardian First Name |
| Format, Length: | varchar, 20 |
| Values: | Text string up to 20 characters |
| Allows Null: | Yes |
| Default: | None |
| Usage: | |
| Notes: | personal_info table |
| Xap Field: | Guardian/Parent name - first |
| Revision Log: | ~~ |
| Question Text: | First Name [textbox] |
| Conditions: | Only displayed if previous response indicates the person is under 19 and not independent. |
| Additional Text: | |
| Response Options: | Text string |
| Hover Help: | Enter the first name of one parent or guardian. If you have two parents or guardians, you can choose either one. |
| Pop-Up Help: | |
| Field Error Check: | None |
| Page Error Check: | None: optional response |
| Notes: | |
| Data Element: | personal_info: pg_firstname |

Parent/Guardian Name: Last

| | |
|---------------|--|
| Data Element: | pg_lastname |
| Description: | Applicant's response to conditional question for Parent/Guardian Last Name |

| | |
|--------------------|---|
| Format, Length: | varchar, 25 |
| Values: | Text string up to 25 characters |
| Allows Null: | Yes |
| Default: | None |
| Usage: | |
| Notes: | pesronal_info table |
| Xap Field: | Guardian/Parent name - last |
| Revision Log: | ~~ |
| Question Text: | Last Name [textbox] |
| Conditions: | Only displayed if previous response indicates the person is under 19 and not independent. |
| Additional Text: | |
| Response Options: | Text string |
| Hover Help: | Enter the last name of one parent or guardian. If you have two parents or guardians, you can choose either one. |
| Pop-Up Help: | |
| Field Error Check: | None |
| Page Error Check: | Required response; else error message, "You must provide the last name of your parent or guardian." |
| Notes: | |
| Data Element: | personal_info: pg_lastname |

Parent/Guardian Relationship

| | |
|-----------------|---|
| Data Element: | pg_rel |
| Description: | Applicant's response to conditional question for Parent/Guardian Relationship |
| Format, Length: | bpchar, 1 |
| Values: | M = Mother F = Father G = Guardian |

| | |
|--------------------|--|
| | Null = No response (question not asked) |
| Allows Null: | Yes |
| Default: | None |
| Usage: | |
| Notes: | personal_info table |
| Xap Field: | guardianOrParentRelation |
| Revision Log: | ~~ |
| Question Text: | Relationship [menu] |
| Conditions: | Only displayed if previous response indicates 'I am under the care and control of a parent or guardian'. |
| Additional Text: | |
| Response Options: | M = Mother F = Father G = Guardian |
| Field Error Check: | None |
| Page Error Check: | Required selection; else error message, "You must specify the relation of your parent or guardian to you." |
| Notes: | |
| Data Element: | personal_info: pg_rel |

Parent/Guardian Education Level

| | |
|-----------------|---|
| Data Element: | pg1_edu |
| Description: | Applicant's response to question about Parent/Guardian 1 Education Level. |
| Format, Length: | bpchar, 1 |
| Values: | 1 = Grade 9 or less 2 = Some high school; did not graduate 3 = High school graduate (diploma, GED, or equivalent) 4 = Some college credit; no degree 5 = Associate's degree (for example: AA, AS) 6 = Bachelor's degree (for example: BA, BS) 7 = Graduate degree (Master's, Ph.D., or professional degree beyond Bachelor's) |

| | |
|--------------------|--|
| | X = Unknown Y = No parent or guardian raised me |
| Allows Null: | No |
| Default: | None |
| Usage: | Required field. Part of MIS SG09 (position 1) |
| Notes: | This element could be removed from the database, as long as pg_edu_mis is properly populated. personal_info table |
| Xap Field: | edLevelParentGuardian1 |
| Revision Log: | ~~ |
| Question Text: | Regardless of your age, please indicate the education levels of the parents and/or guardians who raised you. Parent or guardian 1 [menu] |
| Conditions: | Always |
| Additional Text: | |
| Response Options: | 1 = Grade 9 or less 2 = Some high school; did not graduate 3 = High school graduate (diploma, GED, or equivalent) 4 = Some college credit; no degree 5 = Associate's degree (for example: AA, AS) 6 = Bachelor's degree (for example: BA, BS) 7 = Graduate degree (Master's, Ph.D., or professional degree beyond Bachelor's) X = Unknown Y = No parent or guardian raised me |
| Pop-Up Help: | Regardless of your age, please indicate the education levels of the parents and/or guardians who raised you. For the two parents, other family members, and/or guardians who in your belief played the largest roles in raising you, please indicate the highest level of education that you believe each attained. If you do not know a parent's or guardian's highest education level, please select "Unknown". If you were raised by just one parent or guardian, select "No second parent or guardian raised me" for the second question. If you were not raised by parent(s) or guardian(s), select "No parent or guardian raised me" for the first question, and select "No second parent or guardian raised me" for the second question. This data will be used for statistical purposes only, as an important factor for college funding and for the analysis of programs and policies. It will not be used in regard to your application for admission or any other aspect of your personal education. |
| Field Error Check: | None |

| | |
|-------------------|---|
| Page Error Check: | Required selection; else error message, “You must select an Education Level for Parent/Guardian 1.” |
| Notes: | Correlates to MIS SG09, position 1 (added to MIS reporting as of Summer 2011). |
| Data Element: | personal_info: pg1_edu |
| Revision Log: | ~~ |

Parent/Guardian 2 Education Level

| | |
|-----------------|--|
| Data Element: | pg2_edu |
| Description: | Applicant’s response to question about Parent/Guardian 2 Education Level. |
| Format, Length: | bpchar, 1 |
| Values: | <p>1 = Grade 9 or less</p> <p>2 = Some high school; did not graduate</p> <p>3 = High school graduate (diploma, GED, or equivalent)</p> <p>4 = Some college credit; no degree</p> <p>5 = Associate’s degree (for example: AA, AS)</p> <p>6 = Bachelor’s degree (for example: BA, BS)</p> <p>7 = Graduate degree (Master’s, Ph.D., or professional degree beyond Bachelor’s)</p> <p>X = Unknown</p> <p>Y = No parent or guardian raised me</p> |
| Allows Null: | No |
| Default: | None |
| Usage: | Required field. Part of MIS SG09 (position 2) |
| Notes: | This element could be removed from the database, as long as pg_edu_mis is properly populated. personal_info table |
| Xap Field: | edLevelParentGuardian2 |
| Revision Log: | ~~ |
| Question Text: | Parent or guardian 2 [menu] |
| Conditions: | Always |

| | |
|--------------------|--|
| Additional Text: | |
| Response Options: | 1 = Grade 9 or less 2 = Some high school; did not graduate 3 = High school graduate (diploma, GED, or equivalent) 4 = Some college credit; no degree 5 = Associate's degree (for example: AA, AS) 6 = Bachelor's degree (for example: BA, BS) 7 = Graduate degree (Master's, Ph.D., or professional degree beyond Bachelor's) X = Unknown Y = No second parent or guardian raised me |
| Field Error Check: | None |
| Page Error Check: | Required selection; else error message, "You must select an Education Level for Parent/Guardian 2." |
| Notes: | Correlates to MIS SG09, position 2 (added to MIS reporting as of Summer 2011). |
| Data Element: | personal_info: pg2_edu |
| Revision Log: | ~~ |

Parent/Guardian Education Level: MIS

| | |
|-----------------|--|
| Data Element: | pg_edu_mis |
| Description: | Concatenation of applicant's responses to questions about Parent/Guardian Education Level. |
| Format, Length: | bpchar, 2 |
| Values: | First character = pg1_edu Second character = pg2_edu |
| Allows Null: | No |
| Default: | None |
| Usage: | Correlates to MIS SG09 |
| Notes: | This field was added to MIS reporting as of Summer 2011. personal_info table |
| Xap Field: | |
| Revision Log: | ~~ |

Race/Ethnicity

| | |
|-----------------|---|
| Data Element: | race_ethnic |
| Description: | Combination of all responses to Ethnicity and Race questions |
| Format, Length: | bpchar, 21 |
| Values: | See Table |
| Allows Null: | No |
| Default: | None |
| Usage: | <p>Correlates to MIS SB29.</p> <p>Ethnicity is used primarily by agencies affiliated with state reporting and evaluation of educational programs.</p> <p>This set of questions/data was based on specifications by the U.S. Dept. of Education in effect for all applicants beginning with the Summer 2009 term.</p> |
| Notes: | <p>Ethnicity is sensitive information, protected by federal law and the Office of Civil Rights. Any change to the text, prompt, access, or transmission of this data item must be approved by the Legal Counsel of the CCC Chancellor's Office and the Office of Civil Rights.</p> <p>This information may not be provided to staff in the capacity of making a decision to admit an applicant until after the applicant is admitted—that is, uniformly enabled to register for classes.</p> <p>The basic two-question format, the Hispanic ethnicity and race categories, and certain other aspects such as not requiring responses are IPEDS requirements. The race subcategories such as 'Asian: Chinese' and 'Pacific Islander: Hawaiian' are defined by MIS at the Chancellor's Office (data element SB29).</p> <p>personal_info table</p> |
| Xap Field: | raceEthnicity |
| Revision Log: | ~~ |

| Char | Race/Ethnicity | Values |
|------|------------------------------------|---|
| 1 | Hispanic, Latino | From 'Are you Hispanic / Latino?' drop-down menu selection: 'Y' if 'Yes'; 'N' if 'No'; otherwise 'X' |
| 2 | Mexican, Mexican-American, Chicano | 'Y' if box is checked; otherwise 'N' |
| 3 | Central American | 'Y' if box is checked; otherwise 'N' |
| 4 | South American | 'Y' if box is checked; otherwise 'N' |
| 5 | Hispanic Other | 'Y' if box is checked; otherwise 'N' |

| | | |
|----|----------------------------------|--------------------------------------|
| 6 | Asian Indian | 'Y' if box is checked; otherwise 'N' |
| 7 | Asian Chinese | 'Y' if box is checked; otherwise 'N' |
| 8 | Asian Japanese | 'Y' if box is checked; otherwise 'N' |
| 9 | Asian Korean | 'Y' if box is checked; otherwise 'N' |
| 10 | Asian Laotian | 'Y' if box is checked; otherwise 'N' |
| 11 | Asian Cambodian | 'Y' if box is checked; otherwise 'N' |
| 12 | Asian Vietnamese | 'Y' if box is checked; otherwise 'N' |
| 13 | Filipino | 'Y' if box is checked; otherwise 'N' |
| 14 | Asian Other | 'Y' if box is checked; otherwise 'N' |
| 15 | Black or African American | 'Y' if box is checked; otherwise 'N' |
| 16 | American Indian / Alaskan Native | 'Y' if box is checked; otherwise 'N' |
| 17 | Pacific Islander Guamanian | 'Y' if box is checked; otherwise 'N' |
| 18 | Pacific Islander Hawaiian | 'Y' if box is checked; otherwise 'N' |
| 19 | Pacific Islander Samoan | 'Y' if box is checked; otherwise 'N' |
| 20 | Pacific Islander Other | 'Y' if box is checked; otherwise 'N' |
| 21 | White | 'Y' if box is checked; otherwise 'N' |

Hispanic/Latino

| | |
|-----------------|---|
| Data Element: | hispanic |
| Description: | Applicant's response to 'Are you Hispanic or Latino?' |
| Format, Length: | boolean, 1 |
| Values: | 1 = True/Yes, 0 = False/No |
| Allows Null: | No |
| Default: | None |
| Usage: | This element and 'race_group' are used to derive 'race_ethnic', which is used for MIS reporting. |
| Notes: | Ethnicity is sensitive information, protected by federal law and the Office of Civil Rights. Any change to the text, prompt, access, or transmission of this data item must be approved by the Legal Counsel of the CCC Chancellor's Office and the Office of Civil Rights. |

| | |
|--------------------|---|
| | This information may not be provided to staff in the capacity of making a decision to admit an applicant until after the applicant is admitted—that is, uniformly enabled to register for classes. personal_info table |
| Xap Field: | hispanicLatino |
| Revision Log: | ~~ |
| Question Text: | Are you Hispanic or Latino? Yes [radio button, clearable] No [radio button, clearable] |
| Conditions: | Always |
| Additional Text: | Per U.S. Department of Education guidelines, colleges are required to collect this racial and ethnic data. Hispanic - A person of Cuban, Mexican, Puerto Rican, South or Central American, or other Spanish culture or origin, regardless of race. |
| Response Options: | Yes No (no response) |
| Pop-Up Help: | None |
| Field Error Check: | None |
| Page Error Check: | None; optional response per IPEDS and CCCCO. |
| Notes: | Ethnicity is sensitive information, protected by federal law and the Office of Civil Rights. Any change to the text, prompt, access, or transmission of this data item must be approved by the Legal Counsel of the CCC Chancellor's Office and the Office of Civil Rights. This information may not be provided to staff in the capacity of making a decision to admit an applicant until after the applicant is admitted—that is, uniformly enabled to register for classes. |
| Data Element: | personal_info: hispanic Also used for part of personal_info: race_ethnic, which correlates to MIS SB29. |

Race Group

| | |
|-----------------|--|
| Data Element: | race_group |
| Description: | Combination of all responses to Ethnicity and Race questions except 'Are you Hispanic or Latino?' |
| Format, Length: | varchar, 78 Database currently has 'text, 2147483647' |
| Values: | String of codes indicating all checkboxes that are checked, delimited by comma and space between each code. Codes are: |

| | |
|------------------|---|
| | <p>02 = Mexican, Mexican-American, Chicano</p> <p>03 = Central American</p> <p>04 = South American</p> <p>05 = Hispanic Other</p> <p>06 = Asian Indian</p> <p>07 = Asian Chinese</p> <p>08 = Asian Japanese</p> <p>09 = Asian Korean</p> <p>10 = Asian Laotian</p> <p>11 = Asian Cambodian</p> |
| Allows Null: | No |
| Default: | None |
| Usage: | This element and 'hispanic' are used to derive 'race_ethnic', which is used for MIS reporting. |
| Notes: | <p>Ethnicity is sensitive information, protected by federal law and the Office of Civil Rights. Any change to the text, prompt, access, or transmission of this data item must be approved by the Legal Counsel of the CCC Chancellor's Office and the Office of Civil Rights.</p> <p>This information may not be provided to staff in the capacity of making a decision to admit an applicant until after the applicant is admitted—that is, uniformly enabled to register for classes.</p> <p>The basic two-question format, the Hispanic ethnicity and race categories, and certain other aspects such as not requiring responses are IPEDS requirements. The race subcategories such as 'Asian: Chinese' and 'Pacific Islander: Hawaiian' are defined by MIS at the Chancellor's Office (data element SB29).</p> <p>personal_info table</p> |
| Xap Field: | raceGroup |
| Revision Log: | ~~ |
| Question Text: | <p>What is your race? Check one or more:</p> <p><input type="checkbox"/> Asian: Indian <input type="checkbox"/> Asian: Chinese <input type="checkbox"/> Asian: Japanese <input type="checkbox"/> Asian: Korean <input type="checkbox"/> Asian: Laotian <input type="checkbox"/> Asian: Cambodian <input type="checkbox"/> Asian: Vietnamese <input type="checkbox"/> Asian: Filipino <input type="checkbox"/> Asian: Other</p> <p><input type="checkbox"/> Black or African American <input type="checkbox"/> American Indian / Alaskan Native <input type="checkbox"/> Pacific Islander: Guamanian <input type="checkbox"/> Pacific Islander: Hawaiian <input type="checkbox"/> Pacific Islander: Samoan <input type="checkbox"/> Pacific Islander: Other <input type="checkbox"/> White</p> |
| Conditions: | Always |
| Additional Text: | <p>Asian -- A person having origins in any of the original peoples of the Far East, Southeast Asia, or the Indian Subcontinent.</p> <p>Black or African American -- A person having origins in any of the black racial groups of Africa.</p> |

| | |
|--------------------|--|
| | <p>American Indian / Alaskan Native -- A person having origins in any of the original peoples of North and South America (including Central America) who maintains cultural identification through tribal affiliation or community attachment.</p> <p>Pacific Islander -- A person having origins in any of the original peoples of Hawaii, Guam, Samoa, or other Pacific Islands.</p> <p>White -- A person having origins in any of the original peoples of Europe, the Middle East, or North Africa.</p> |
| Response Options: | Any combination of checkboxes can be checked, from none to all. |
| Pop-Up Help: | |
| Field Error Check: | None |
| Page Error Check: | None; optional response per IPEDS and CCCCO. |
| Notes: | See note for Hispanic/Latino (previous table). |
| Data Element: | <p>personal_info: race_group</p> <p>Also used for part of personal_info: race_ethnic, which correlates to MIS SB29</p> |

Education

The tables in this section show the fields that are populated from the Personal Information tab of the CCCApply standard application.

Enrollment Status

| | |
|--|---|
| Data Element: | enroll_status |
| Description: | Applicant's response to College Enrollment Status question |
| Format, Length: | bpchar, 1 |
| Values: | 1 = First-time student in college (after leaving high school) 2 = Transfer student from another college 3 = Returning student to this college after absent for a main term Y = Enrolling in high school (or lower grade) and college at the same time |
| Allows Null: | No |
| Default: | None |
| Usage: | Correlates to MIS SB15 |
| Notes: | education table |
| Xap Field: | enrollmentStatusOneChar |
| Revision Log: | ~~ |
| Question Text: | As of <RDD>, I will have the following college enrollment status: [menu] |
| Conditions: | Always |
| Additional Text: If a student is applying for a term that starts in May or June, then the College Enrollment Status and the High School Education labels have "as of 7/1/<RDD year>" listed. | |
| Response Options: | 1 = First-time student in college (after leaving high school) 2 = First time at this college; have attended another college 3 = Returning student to this college after absent for a main term Y = Enrolling in high school (or lower grade) and college at the same time |
| Pop-Up Help: | None |
| Field Error Check: | None |
| Page Error Check: | Required selection; else error message, "You must select your College Enrollment Status." |

| | |
|---------------|---|
| | <p>If (RDD minus <birthdate>) => 22 years, then do not display the response option “Y = Enrolling in high school (or lower grade) and college at the same time”.</p> <p>Cannot be “First-time student in college” if college degree is indicated in “Higher education level” field; else error message, “You cannot have a College Enrollment Status of ‘First-time student in college’ if you have received an associate or bachelor’s degree.”</p> <p>If College Enrollment Status is “Enrolling in high school (or lower grades) and college at the same time”, then High School Education Level must be “Enrolled in college and high school (or lower grades) at the same time”; else error message, “Answers to College Enrollment Status and High School Education Level do not agree: please fix one or the other.”</p> <p>If College Enrollment Status is “Enrolling in high school (or lower grades) and college at the same time” or “First-time student in college (after leaving high school)”, and data is present in Colleges Attended section, applicant is prompted to confirm or correct the responses: “Your College Enrollment Status and number of colleges attended indicate that you have previously attended college while in high school (or lower grades). If this is true, please check the confirmation box below. If it is not true, please correct your responses as necessary.”</p> <p>“I confirm that I previously attended college while in high school or lower grades.”</p> |
| Notes: | <p>Correlates to MIS SB15.</p> <p>Note: Per SB11, If student is 22 years or older at <RDD> they are prohibited from enrolling in high school or lower grade in California. Steering Committee approved request to remove the response option, “Enrolling in high school (or lower grade) and college at the same time” from the drop down menu to minimize errors in classification.</p> |
| Data Element: | education: enroll_status |

High School Education Level

| | |
|-----------------|--|
| Data Element: | hs_edu_level |
| Description: | Applicant’s response to High School Education Level question |
| Format, Length: | bpchar, 1 |
| Values: | <p>0 = Not a graduate of, and no longer enrolled in high school</p> <p>1 = Will be enrolled in high school (or lower grade) and college at the same time</p> <p>2 = Currently enrolled in adult school</p> <p>3 = Received high school diploma from U.S. school</p> <p>4 = Passed a high school equivalency test and received a certificate of high school equivalency</p> <p>5 = Received a Certificate of California High School Proficiency</p> <p>6 = Received a diploma/certificate of graduation from a Foreign secondary school</p> |
| Allows Null: | No |
| Default: | None |

| | |
|--|--|
| Usage: | |
| Notes: | SB11, SB15 |
| Xap Field: | highSchoolEdLevel |
| Revision Log: | ~~ |
| Question Text: | High School Education Level as of <RDD, or 'July 1, RDDyear' if RDDmonth is May or June> [menu] |
| Conditions: | Always |
| Additional Text: If a student is applying for a term that starts in May or June, then the College Enrollment Status and the High School Education labels have "as of 7/1/<RDD year>" listed. | |
| Response Options: | <p>0 = Not a graduate of, and no longer enrolled in high school</p> <p>1 = Will be enrolled in high school (or lower grade) and college at the same time</p> <p>2 = Currently enrolled in adult school</p> <p>3 = Received high school diploma from U.S. school</p> <p>4 = Passed the GED, or received a High School Certificate of Equivalency 5 = Received a Certificate of California High School Proficiency</p> <p>6 = Received a diploma/certificate of graduation from a Foreign secondary school</p> |
| Pop-Up Help: | |
| Field Error Check: | None |
| Page Error Check: | <p>Required selection; else error message, "You must select your High School Education Level."</p> <p>If (RDD minus <birthdate>) => 22 years, then do not display the option "1 = Will be enrolled in high school (or lower grade) and college at the same time".</p> <p>If High School Education Level is 'Will be enrolled in high school (or lower grade) and college at the same time', then College Enrollment Status must be 'Enrolling in high school (or lower grade) and college at the same time'; else error message, "Your responses to the Enrollment Status and High School Education Level questions are contradictory. Please fix one or the other."</p> <p>If High School Education Level is "Enrolled in high school (or lower grades) and college at the same time", then Higher Education Level cannot be "Received an associate degree" or "Received a bachelor's degree or higher"; else error message, "Your responses to the High School Education Level and College Education Level questions are contradictory. Please fix one or the other."</p> |
| Notes: | <p>Relates to SB11.</p> <p>Note: If student is 22 years or older at <RDD> they are prohibited from enrolling in high school or lower grade in California. Steering Committee approved request to remove the response option, "Will be enrolled in high school (or lower grade) and college at the same time" from the drop down menu to minimize errors in classification.</p> <p>education table</p> |

| | |
|---------------|-------------------------|
| Data Element: | education: hs_edu_level |
|---------------|-------------------------|

High School Completion Date

| | |
|--------------------|--|
| Data Element: | hs_comp_date |
| Description: | Applicant's response to High School Completion Date question |
| Format, Length: | date, 10 (download format is yyyy-mm-dd) |
| Values: | Valid date |
| Allows Null: | Yes |
| Default: | None |
| Usage: | |
| Notes: | education table |
| Xap Field: | highSchoolCompletionDate |
| Revision Log: | ~~ |
| Question Text: | High School Completion Date Month Day Year [menu] [menu] [textbox] yyyy |
| Conditions: | Appears only if High School Education Level is one of the following: 3 = Received high school diploma from U.S. school 4 = Passed the GED, or received a High School Certificate of Equivalency 5 = Received a Certificate of California High School Proficiency 6 = Received a diploma/certificate of graduation from a Foreign secondary school |
| Additional Text: | "If unsure of the exact day, please estimate." |
| Response Options: | Valid date |
| Pop-Up Help: | None |
| Field Error Check: | Date must be before "July 1, RDDYear' if RDDmonth is May or June> ; else error message "Your High School Completion Date cannot be after 06/30/<year of RDD>. Please correct the completion date and/or your High School Education Level." Year must be after 1900; else error message, "You must enter a 4-digit year after 1900." Day must be valid for month; else error message, "The day you selected is not valid for the month you selected." If mm/dd is February 29, year must be a leap year; else error message, "The day you selected is not valid for the year you entered." |

| | |
|-------------------|---|
| Page Error Check: | <p>Required selection; else error message, “You must specify your High School Completion Date. If unsure of the exact day, please estimate.”</p> <p>Date must be after Date of Birth; else error message, “Your High School Completion Date cannot be before your date of birth; please correct.”</p> <p>Date must be on or before RDD; else error message, “Your High School Completion Date cannot be after <RDD >. Please correct the date and/or your High School Education Level.”</p> <p>If term applied for starts in either May or June in the same year as the applicant’s hs_comp_date, then the hs_comp_date must be before RDD or before July 1, ‘RDDYear’ ; else error message: "Your High School Completion Date cannot be after <RDD >. Please correct the completion date and/or your High School Education Level.”</p> |
| Notes: | <p>The HS Completion date can be after the <current date>, but should be before the Residency Determination Date <RDD>, which is the day before the Term start date <term:start_date>.</p> <p>Each term has a unique <RDD>. The <RDD> is based on the term:start_date which is configured by the college in the Terms tab in the Administrator. The <RDD> appears in the question prompt text for all fields that are used in the Residency algorithm. High School students applying to a term that begins after they graduate (or equivalent) should be advised to read and understand the <RDD> carefully and answer questions according to that date and not the current date, which is a common oversight.</p> |
| Data Element: | education: hs_comp_date |

Higher Education Level

| | |
|-----------------|--|
| Data Element: | higher_edu_level |
| Description: | Applicant’s response to Higher Education Level question |
| Format, Length: | bpchar, 1 |
| Values: | <p>X = No degree</p> <p>7 = Received an associate degree</p> <p>8 = Received a bachelor’s degree or higher</p> <p>Null = No response</p> |
| Allows Null: | Yes |
| Default: | None |
| Usage: | |
| Notes: | |
| Xap Field: | higherEdLevel |
| Revision Log: | ~~ |

| | |
|--------------------|--|
| Question Text: | Higher Education Level as of <RDD> [menu] |
| Conditions: | Displayed unless Enrollment Status is 'Enrolling in high school (or lower grade) and college at the same time'. |
| Additional Text: | None |
| Response Options: | X = No degree 7 = Received an associate degree 8 = Received a bachelor's degree or higher <null> No response |
| Pop-Up Help: | None |
| Field Error Check: | None |
| Page Error Check: | Optional response. May not specify a lower Ed Level than any Degree Type indicated in the 'Colleges Attended' section; else error message, "The Higher Education Level you selected is not consistent with the Degree(s) you specified for Colleges Attended; please fix one or the other." |
| Notes: | Higher Ed Level can specify a higher degree than the highest "Degree" type at a College Attended because the degree might be from a college not listed. education table |
| Data Element: | education: higher_edu_level |

Higher Education Completion Date

| | |
|-----------------|--|
| Data Element: | higher_comp_date |
| Description: | Applicant's response to Higher Ed Degree Date question |
| Format, Length: | date, 10 (yyyy-mm-dd format in download) |
| Values: | Valid date |
| Allows Null: | Yes |
| Default: | None |
| Usage: | |
| Notes: | education table |
| Xap Field: | higherEdCompletionDate |
| Revision Log: | ~~ |

| | |
|--------------------|---|
| Question Text: | College Degree Date Month Day Year [menu] [menu] [textbox] yyyy |
| Conditions: | Appears only if Higher Education Level is one of the following: Received an associate degree Received a bachelor's degree or higher |
| Additional Text: | "If unsure of the exact day, please estimate." |
| Response Options: | Valid date |
| Pop-Up Help: | None |
| Field Error Check: | Year must be after 1900; else error message, "You must enter a 4-digit year after 1900." Day must be valid for month; else error message, "The day you selected is not valid for the month you selected." If mm/dd is February 29, year must be a leap year; else error message, "The day you selected is not valid for the year you entered." |
| Page Error Check: | Required selection; else error message, "You must specify your College Degree Date. If unsure of the exact day, please estimate." Date must be after Date of Birth; else error message, "Your College Degree Date cannot be before your date of birth; please correct." Date must be before RDD; else error message, "Your College Degree Date cannot be after <RDD >. Please correct the date and/or your Higher Education Level." Cannot be before High School Completion Date; else error message, "Your High School Completion Date cannot be after your College Degree Date. Please fix the incorrect date." |
| Notes: | None |
| Data Element: | education: higher_comp_date |

Highest Education Level

| | |
|-----------------|--|
| Data Element: | highest_edu_level |
| Description: | Applicant highest education level, system-generated from Higher Education or High School Education responses. |
| Format, Length: | bpchar, 5 |
| Values: | If higher_edu_level = 7 or = 8, then first character = higher_edu_level; else first character = hs_edu_level. If higher_edu_level = 7 or = 8, then final four characters = yyyy from higher_comp_date; else final four characters = yyyy from hs_comp_date (0000 if null) |

| | |
|---------------|---|
| Allows Null: | No |
| Default: | None |
| Usage: | Correlates to MIS SB11 |
| Notes: | education table |
| Xap Field: | highestEdLevel highestEducationLevelYear |
| Revision Log: | ~~ |

Graduated From California High School

| | |
|-------------------|--|
| Data Element: | cahs_graduated |
| Description: | Applicant’s response to Graduated from California High School question |
| Format, Length: | boolean, 1 |
| Values: | 1 = True/Yes 0 = False/No |
| Allows Null: | No |
| Default: | None |
| Usage: | A factor in AB540 Waiver eligibility |
| Notes: | education table |
| Xap Field: | graduatedCAHS |
| Revision Log: | ~~ |
| Question Text: | Did you receive your diploma, GED, or certificate in California? Yes [radio button] No [radio button] |
| Conditions: | Appears only if High School Education Level is one of the following: Received high school diploma from U.S. school Passed the GED, or received a High School Certificate of Equivalency |
| Additional Text: | None |
| Response Options: | As shown in Question Text. |
| Pop-Up Help: | None |

| | |
|--------------------|---|
| Field Error Check: | None |
| Page Error Check: | Required user response; else error message, “You must select Yes or No to specify whether or not you have received a diploma or certificate of completion from a California high school, or a California High School Certificate of Equivalency (GED). ”or a Certificate of California High School Proficiency.” (Remove) |
| Notes: | Defaults to ‘No’ when question is not asked. Automatically set this to ‘Yes’ when High School Ed level = 5. |
| Data Element: | education: cahs_graduated |

Attended California High School for Three Years

| | |
|--------------------|---|
| Data Element: | cahs_3year |
| Description: | Applicant’s response to Attended California High School for Three Years question |
| Format, Length: | boolean, 1 |
| Values: | 1 = True/Yes 0 = False/No |
| Allows Null: | No |
| Default: | None |
| Usage: | A factor in AB540 Waiver eligibility |
| Notes: | education table |
| Xap Field: | attendedCAHS3Years |
| Revision Log: | ~~ |
| Question Text: | Have you attended high school in California for three or more years? Yes [radio button] No [radio button] |
| Conditions: | Always |
| Additional Text: | None |
| Response Options: | As shown in Question Text. |
| Pop-Up Help: | None |
| Field Error Check: | None |

| | |
|-------------------|---|
| Page Error Check: | Required user response; else error message, “You must select Yes or No to specify whether or not you attended high school in California for three or more years.” |
| Notes: | <p>Used in AB540 Waiver algorithm.</p> <p>Home schooled students are not eligible for the AB540 exemption if instruction was provided by a tutor or other person (including the student’s parents) who did not have a valid California teaching credential, or was not affiliated with a state approved home-schooling program.</p> <p>From CCCCO Legal Advisory 07-01: “Home schooling is instruction by a tutor or other person (including the student’s parent) who does not have a valid California teaching credential.</p> <p>Local high schools are charged with determining whether to accept home schooling as valid attendance. Therefore, community college districts that are asked to consider home schooling as high school attendance for purposes of granting the exemption should confer with the public high school the student would have attended if not home schooled. If that high school accepts or would accept home schooling as valid high school attendance, the community college should also accept it for purposes of assessing whether the student can demonstrate three years of high school attendance.”</p> |
| Data Element: | education: cahs_3year |

High School Attendance

| | |
|-----------------|--|
| Data Element: | hs_attendance |
| Description: | Applicant’s response to High School Attendance question |
| Format, Length: | smallint, 1 |
| Values: | <p>1 = Attended high school.</p> <p>2 = Was homeschooled in a registered homeschool organization.</p> <p>3 = Was independently homeschooled.</p> <p>4 = Did not attend high school and was not homeschooled.</p> |
| Allows Null: | No |
| Default: | None |
| Usage: | |
| Notes: | education table |
| Xap Field: | notAttendHS |
| Revision Log: | ~~ |
| Question Text: | <p><input type="radio"/> I attended high school.</p> <p><input type="radio"/> I was homeschooled in a registered homeschool organization.</p> <p><input type="radio"/> I was independently homeschooled.</p> |

| | |
|--------------------|--|
| | [radio button] I did not attend high school and was not homeschooled. |
| Conditions: | Always |
| Additional Text: | None |
| Response Options: | As shown in Question Text. |
| Pop-Up Help: | None |
| Field Error Check: | None |
| Page Error Check: | <p>Required selection; else error message, “You must select one of the options under Last High School Attended.”</p> <p>Must not be ‘I did not attend high school’ or ‘I was homeschooled in a registered homeschool organization’ or ‘I was independently homeschooled’ if High School Education Level is ‘Received high school diploma from U.S. school’ or ‘Received a diploma/certificate of graduation from a Foreign secondary school’; else error message, “Your responses to the High School Education Level and High School Attendance questions are contradictory. Please fix one or the other.”</p> <p>Must be ‘I attended high school’ or ‘I was homeschooled in a registered homeschool organization’ if Attended California High School for Three Years is ‘Yes’; else error message, “One of your answers states that you attended a California high school for three years, but another states that you did not attend high school. Please fix these conflicting answers.”</p> |
| Notes: | Note: The data elements home_schooled and hs_not_attended are no longer used. They were replaced with hs_attendance. |
| Data Element: | education: hs_attendance |

High School Not Listed

| | |
|-----------------|--|
| Data Element: | hs_not_listed |
| Description: | Indicates if the applicant clicked that their high school was not listed when searching for the high school. When this is true, it means the high school was entered manually. |
| Format, Length: | boolean |
| Values: | <p>True = The high school not listed link was clicked</p> <p>False = The high school not listed link was not clicked.</p> |
| Allows Null: | No |
| Default: | None |
| Usage: | |
| Notes: | education table |

| | |
|--------------------|--|
| Xap Field: | N/A |
| Revision Log: | ~~ |
| Question Text: | [Link in the school list] My school is not in the list. |
| Conditions: | Appears if Country is United States. |
| Additional Text: | |
| Response Options: | |
| Pop-Up Help: | None |
| Field Error Check: | None |
| Page Error Check: | None |
| Notes: | Clicking this link will cause the high school name and city fields to open for manual entry. |
| Data Element: | education: hs_not_listed |

Last High School Attended: Country

| | |
|------------------|--|
| Data Element: | hs_country |
| Description: | Applicant's response to question for Last High School Attended: Country |
| Format, Length: | bpchar, 2 |
| Values: | ISO country code |
| Allows Null: | No |
| Default: | None |
| Usage: | Disables High School Finder if not US |
| Notes: | Defaults to US on application education table |
| Xap Field: | High sch 1 enrolled - country |
| Revision Log: | ~~ |
| Question Text: | Country [menu] |
| Conditions: | Appears if radio button for "I attended high school or a homeschool organization" is selected. |
| Additional Text: | None |

| | |
|--------------------|--|
| Response Options: | Menu of countries per ISO, United States at top. Defaults to United States. |
| Pop-Up Help: | None |
| Field Error Check: | None |
| Page Error Check: | <p>If High School Education Level is “3 - Received high school diploma from U.S. school”, then Country must be U.S.; else error message, “The country of your Last High School Attended does not match your response to High School education level. Please fix one or the other.”</p> <p>[Spanish: “El país de la última escuela secundaria a la que asististe no coincide con la respuesta que diste en relación con tu nivel de estudios secundarios. Favor de corregir una o la otra respuesta.”]</p> <p>If High School Education Level is “6 - Received a diploma/certificate of graduation from a Foreign secondary school”, then Country must not be U.S.; else error message, “The Country of your Last High School Attended does not match your response to High School education level. Please fix one or the other.”</p> <p>[Spanish: “El país de la última escuela secundaria a la que asististe no coincide con la respuesta que diste en relación con tu nivel de estudios secundarios. Favor de corregir una o la otra respuesta.”]</p> |
| Notes: | This is a rare menu field that has a default selection. |
| Data Element: | education: hs_country |

Last High School Attended: State

| | |
|-----------------|---|
| Data Element: | hs_state |
| Description: | Applicant’s response to question for Last High School Attended: State |
| Format, Length: | bpchar, 2 |
| Values: | USPS state code |
| Allows Null: | Yes, only if Country is not US |
| Default: | None |
| Usage: | |
| Notes: | Defaults to US on application education table |
| Xap Field: | High sch 1 enrolled - state |
| Revision Log: | ~~ |

| | |
|--------------------|---|
| Question Text: | State [menu] |
| Conditions: | Appears if Country is United States. |
| Additional Text: | None |
| Response Options: | Menu of U.S. states, territories, etc., with California at top. Defaults to "Select a State". |
| Pop-Up Help: | None |
| Field Error Check: | None |
| Page Error Check: | Required. Error message is "Please select a state". |
| Notes: | None |
| Data Element: | education: hs_state |

Last High School Attended: Name

| | |
|------------------|---|
| Data Element: | hs_name |
| Description: | Applicant's response to question for Last High School Attended: Name |
| Format, Length: | varchar, 30 |
| Values: | Text string up to 30 characters |
| Allows Null: | Yes |
| Default: | None |
| Usage: | |
| Notes: | Can come from High School Finder or from applicant entry education table |
| Question Text: | <p>User is prompted to enter their high school and/or city in the school search box.</p> <p>"Enter the name or city of your high school or homeschool organization. Then make a selection from the list."</p> <p>The hs_name is populated in the "School or Organization" field based on the school lookup table when the user selects a school from the list.</p> <p>If the user clicks "My school is not in the list" the user free-form enters the name of their school in the "School or Organization" field.</p> |
| Conditions: | Appears if Country is United States, and hs_attendance is 1 = I attended high school or 2 = I was homeschooled in a registered homeschool organization. |
| Additional Text: | |

| | |
|---------------------|--|
| Response Options: | Text string |
| English Hover Help: | "Please make every effort to find your high school or homeschool using this school finder search field. Begin typing three or more characters of your school name, city name, and/or different parts of the school or organization name, into the search field to return a list of schools that meets the criteria. You may navigate the school list using the up and down arrow keys. If your school is not listed, select "My school is not in the list" at the bottom of the school list. This field is required." |
| Spanish Hover Help: | "Por favor haga todo lo posible p encontrar su escuela secundaria o escuela del hogar usando este campo de búsqueda de escuela. Comience a escribir tres o más caracteres del nombre de su escuela, nombre de la ciudad, y/o partes diferentes de la escuela o nombre de la organización, en el campo de búsqueda p devolver una lista de escuelas que cumpla los criterios. Puede navegar la lista de las escuelas usando el arriba y abajo teclas de flecha. Si su escuela no está en la lista, seleccione "My school is not in the list" en el fondo de la lista de escuelas. Este campo es requerido." |
| Pop-Up Help: | None |
| Field Error Check: | None |
| Page Error Check: | Required field based on condition above. Error message: "You must enter the name of your high school or homeschool organization." |
| Notes: | 508 compliant. Hover help and other supported screen reader changes were made to this field to ensure the School Finder tool is accessible. February 2015. |
| Xap Field: | High sch 1 enrolled - name |
| Revision Log: | |

Last High School Attended: City

| | |
|-----------------|--|
| Data Element: | hs_city |
| Description: | Applicant's response to question for Last High School Attended: City |
| Format, Length: | varchar, 20 |
| Values: | Text string up to 20 characters |
| Allows Null: | Yes |
| Default: | None |
| Usage: | |
| Notes: | Can come from High School Finder or from applicant entry education table |

| | |
|--------------------|--|
| Xap Field: | High sch 1 enrolled - city |
| Revision Log: | ~~ |
| Question Text: | User is prompted to enter their high school and/or city in the school search box. "Enter the name or city of your high school or homeschool organization. Then make a selection from the list." The hs_city ("City" field) is populated from the school lookup table when the user selects a school from the list. If the user clicks "My school is not in the list," then the user free-form enters the city in the "City" field. |
| Conditions: | Appears if Country is United States, and hs_attendance is 1 = I attended high school or 2 = I was homeschooled in a registered homeschool organization. |
| Additional Text: | |
| Response Options: | None: populated by High School Finder. |
| Hover Help: | None |
| Pop-Up Help: | None |
| Field Error Check: | None |
| Page Error Check: | None |
| Notes: | |
| Data Element: | education: hs_city |

Last High School Attended: CDS Code

| | |
|---|---|
| Data Element: | hs_cds |
| Description: | High school's CDS code from High School Finder, or generic code if not from Finder |
| Format, Length: | bpchar, 6 |
| Values: | Null if 'education: hs_name' is null If State is California: CDS code from High School Finder, else if there is no CDS code in Finder or if the school is entered manually, then 600050 If Country is not US: 8XXXXX If Country is US but State is not California (whether the school is entered manually or found in the school table): |
| AL = 600010 AK = 600020 AZ = 600030 | NH = 600290 NJ = 600300 NM = 600310 |

| | |
|---------------|--------------------|
| AR = 600040 | NY = 600320 |
| CO = 600060 | NC = 600330 |
| CT = 600070 | ND = 600340 |
| DE = 600080 | OH = 600350 |
| DC = 600510 | OK = 600360 |
| FL = 600090 | OR = 600370 |
| GA = 600100 | PA = 600380 |
| HI = 600110 | RI = 600390 |
| ID = 600120 | SC = 600400 |
| IL = 600130 | SD = 600410 |
| IN = 600140 | TN = 600420 |
| IA = 600150 | TX = 600430 |
| KS = 600160 | UT = 600440 |
| KY = 600170 | VT = 600450 |
| LA = 600180 | VA = 600460 |
| ME = 600190 | WA = 600470 |
| MD = 600200 | WV = 600480 |
| MA = 600210 | WI = 600490 |
| MI = 600220 | WY = 600500 |
| MN = 600230 | AS = 600610 |
| MS = 600240 | CZ = 600770 |
| MO = 600250 | VI = 600890 |
| MT = 600260 | PR = 600810 |
| NE = 600270 | GU = 600650 |
| NV = 600280 | |
| Allows Null: | Yes |
| Default: | None |
| Usage: | |
| Notes: | education table |
| Xap Field: | highSchoolCDSCode1 |
| Revision Log: | ~~ |


Last High School Attended: CEEB Code

| | |
|-----------------|---|
| Data Element: | hs_ceed |
| Description: | High school’s CEEB code from High School Finder, if available |
| Format, Length: | bpchar, 7 |
| Values: | CEEB code or null |
| Allows Null: | Yes |
| Default: | None |
| Usage: | |
| Notes: | education table |
| Xap Field: | High sch 1 enrolled - ceeb |
| Revision Log: | ~~ |

Number of Colleges Attended

| | |
|-----------------|---|
| Data Element: | college_count |
| Description: | Applicant’s response to Number of Colleges Attended question |
| Format, Length: | smallint |
| Values: | 0 = None 1 = 1 2 = 2 3 = 3 4 = 4 5 = 5 or more |
| Allows Null: | No |
| Default: | None |
| Usage: | |
| Notes: | education table |
| Xap Field: | moreThanFourColleges |


| | |
|--------------------|---|
| Revision Log: | ~~ |
| Question Text: | Specify the number of colleges you have attended including those you are currently attending. <input type="radio"/> None <input type="radio"/> 1 <input type="radio"/> 2 <input type="radio"/> 3 <input type="radio"/> 4 <input type="radio"/> 5 or more |
| Conditions: | Always |
| Additional Text: | If '5 or more' is selected: Instructions TBD |
| Response Options: | As shown in Question Text. |
| Pop-Up Help: | None |
| Field Error Check: | None |
| Page Error Check: | <p>Required response; else error message, "You must select the number of colleges/universities you have attended."</p> <p>Must not be 'None' if Enrollment Status is 'Transfer student from another college' or 'Returning student to this college after absent for a main term'; else error message, "Your Enrollment Status and number of colleges attended do not agree. Please correct one or the other."</p> <p>Must not be 'None' if Higher Education Level is 'Received an associate degree' or 'Received a bachelor's degree or higher'; else error message, "Your Higher Education Level cannot indicate a college degree if the number of colleges/universities you have attended is None. Please correct one or the other."</p> <p>Must be 'None' if Enrollment Status is 'First-time student in college (after leaving high school)' or 'Enrolling in high school (or lower grade) and college at the same time'; else error message, "Your Enrollment Status and number of colleges attended indicate that you have previously attended college while in high school (or lower grades). If this is true, please check the confirmation box below. If it is not true, please correct your responses as necessary."</p> <p><input type="checkbox"/> I confirm that I previously attended college while in high school or lower grades." This edit will never get activated because the same edit related to college data present will get triggered first. It is the same confirmation/error message.</p> |
| Notes: | <p>This question replaces the "more than 4 colleges" checkbox in Xap CCCApply. It allows CCCApply to display the exact number of Colleges Attended question blocks needed and to require that all are filled in.</p> <p>Information about colleges attended is sorted as follows:</p> <p>The number of College/University question sets that will appear depends on the response to Number of Colleges Attended.</p> <p>If the Number of Colleges Attended is '5ormore', we probably want to insert instructional text after the Number of Colleges Attended question. This text would tell the user which colleges to list: most recent; most significant; anything as long as the highest degree is included. To minimize redundancy, this document provides tables for the College/University 1 question set only. For College/University 2, College/University 3, and College/University 4, everything is the same as for College/University1 except:</p> <ul style="list-style-type: none"> • Wherever it occurs in the tables, "College/University 1" will be replaced by "College/University 2", "College/University 3", or "College/University 4" as appropriate. |

| | |
|---------------|---|
| | <ul style="list-style-type: none"> • The question set for College/University 2 will appear when Number of Colleges Attended is '2', '3', '4', or '5 or more'. • The question set for College/University 3 will appear when Number of Colleges Attended is '3', '4', or '5 or more'. • The question set for College/University 4 will appear when Number of Colleges Attended is '4' or '5 or more'. <p>Sorting Colleges Attended:</p> <p>When there are two or more colleges, they can be listed in any order by the applicant. However, in the database they will be sorted and saved in order of attendance, with College/University 1 the most recently attended. The primary sorting date will be Attendance Ended; the secondary sorting date will be Attendance Began. If two or more colleges have the same Attendance Ended date and the same Attendance Began date, it doesn't matter which comes before the other in the sorting.</p> <p> Note: In the Xap system, once the Education page has been completed, the schools are resorted on the Education page to match the database sorting. It does not matter whether CCCApply does this. However, if CCCApply does resort the Colleges Attended list, to prevent confusing situations for the user, the sorting should not occur until the page is completed (i.e., sorting should not occur when the page is saved but not completed).</p> |
| Data Element: | college_count |

College Expelled Summary

| | |
|-----------------------|---|
| Data Name: | college_expelled_summary |
| Description: | Whether applicant was expelled or is undergoing expulsion from any listed college. |
| MIS Correlation: | None |
| Data Type/ Format: | Boolean |
| Length: | 1 |
| Characteristics: | Downloadable System-generated Hidden |
| Input Rules: | N/A |
| Notes/Constraints: | IF any of the col1_expelled_status1 thru 4 are true THEN college_expelled_summary = true ELSE college_expelled_summary = false |
| Online Help: | N/A |
| Values - Labels: | 1 - True 0 - False |

College/University {1-4}: Country

| | |
|--------------------|---|
| Data Element: | col1_country col2_country col3_country col4_country |
| Description: | Applicant's response to question for College Attended: Country |
| Format, Length: | bpchar, 2 |
| Values: | ISO country code |
| Allows Null: | No |
| Default: | None |
| Usage: | Disables College Finder if not US |
| Notes: | <p>Defaults to US on application</p> <p> Note: Data elements, characteristics, and values for College/University 2, College/University 3, and College/University 4 are the same as for College/University 1 (i.e. the data element for the College/University 2 country is col2_country).</p> <p>Users may enter colleges in any order; the system will reorder the colleges from most recent (College/University 1) to least recent (College/University 4). Primary sort date is Date Attended To (end_date); secondary sort date is Date Attended To (start_date).</p> <p>colleges_attended table</p> |
| Xap Field: | College 1 address - country |
| Revision Log: | ~~ |
| Question Text: | Country [menu] |
| Conditions: | Appears if Number of Colleges Attended is not 'None'. |
| Additional Text: | None |
| Response Options: | Menu of countries per ISO, United States at top. Defaults to United States. |
| Pop-Up Help: | None |
| Field Error Check: | None |
| Page Error Check: | None (assuming default selection and no option for selecting a non- response). |
| Notes: | This is a rare menu field that has a default selection. |
| Data Element: | colleges_attended: country |

College/University {1-4}: State

| | |
|--------------------|--|
| Data Element: | col1_state col2_state col3_state col4_state |
| Description: | Applicant’s response to question for College Attended: State |
| Format, Length: | bpchar, 2 |
| Values: | USPS state code |
| Allows Null: | Yes, only if Country is not US |
| Default: | None |
| Usage: | |
| Notes: | Defaults to CA on application colleges_attended table |
| Xap Field: | College 1 address – state |
| Revision Log: | ~~ |
| Question Text: | State [menu] |
| Conditions: | Appears if College/University 1: Country is United States. |
| Additional Text: | None |
| Response Options: | Menu of U.S. states, territories, etc., with California at top. Defaults to “Select a State”. |
| Pop-Up Help: | None |
| Field Error Check: | None |
| Page Error Check: | State selection must be made if Country is "United States", else, error message: "Please select your state." |
| Notes: | This is a rare menu field that has a default selection. |
| Data Element: | colleges_attended: state |

College/University {1-4}: Name

| | |
|---------------|-----------|
| Data Element: | col1_name |
|---------------|-----------|

| | |
|---------------------|--|
| | col2_name col3_name col4_name |
| Description: | Applicant's response to question for College Attended: Name |
| Format, Length: | varchar, 30 |
| Values: | Text string up to 30 characters |
| Allows Null: | No |
| Default: | None |
| Usage: | |
| Notes: | Can come from College Finder or from applicant entry |
| Question Text: | User is prompted to enter the college name and/or city in the search box. The college name is populated from the school lookup table when the user selects a school from the list. If the user clicks "My school is not in the list" the user enters the field. |
| Conditions: | Appears if Country is United States. |
| Additional Text: | None |
| Response Options: | Text string |
| English Hover Help: | "Please make every effort to find your college or university using this school finder search field. Begin typing three or more characters of the college name, city name, and/or different parts of the institution name, into the search field to return a list of colleges that meets the criteria. You may navigate the list using the up and down arrow keys. If your college is not listed, select "My school is not in the list" at the bottom of the list. This field is required." |
| Spanish Hover Help: | "Por Favor haga todo lo posible p encontrar su colegio o universidad usando este búsqueda de escuela. Comience a escribir tres o más caracteres del nombre de su colegio, nombre de la ciudad, y/o partes diferentes del nombre de la institución, p devolver una lista que cumpla los criterios. Puede navegar la lista usando el arriba y abajo teclas de flecha. Si su colegio no está en la lista, seleccione " My school is not in the list" en el fondo de la lista. Este campo es requerido." |
| Pop-Up Help: | None |
| Field Error Check: | None |
| Page Error Check: | School must be selected from the list or "My school is not in the list" is checked followed by manual entry of the name; else error message, "You must enter the name of your college or university." |
| Notes: | 508 compliant. Hover help and other supported screen reader changes were made to this field to ensure the School Finder tool passes 508 accessibility review. February 2015. colleges_attended |

| | |
|---------------|---------------------------|
| Data Element: | colleges_attended: name |
| Xap Field: | College enrolled 1 – name |
| Revision Log: | |

College/University {1-4}: City

| | |
|--------------------|---|
| Data Element: | col1_city col2_city col3_city col4_city |
| Description: | Applicant’s response to question for College Attended: City |
| Format, Length: | varchar, 20 |
| Values: | Text string up to 20 characters |
| Allows Null: | No |
| Default: | None |
| Usage: | |
| Notes: | Can come from College Finder or from applicant entry colleges_attended table |
| Xap Field: | College 1 address - city |
| Revision Log: | ~~ |
| Question Text: | User is prompted to enter the college name and/or city in the search box. The college city is populated from the school lookup table when the user selects a school from the list. If the user clicks “My school is not in the list” the user enters the field. |
| Conditions: | Appears if either College/University Country is not United States or “My school is not in the list” in clicked. |
| Additional Text: | None |
| Response Options: | Text string |
| Hover Help: | Enter the name of the city or town in which the college/university is located. |
| Pop-Up Help: | None |
| Field Error Check: | None |

| | |
|-------------------|---|
| Page Error Check: | Required response; else error message, “For College/University x, you must enter the name of the City.” |
| Notes: | None |
| Data Element: | colleges_attended: city |
| | |

College/University {1-4}: CDS Code

| | |
|---|---|
| Data Element: | col1_cds col2_cds col3_cds col4_cds |
| Description: | College’s CDS code from College Finder, or generic code if not from Finder |
| Format, Length: | bpchar, 6 |
| Values: | If State is California: CDS code from College Finder, else if there is no CDS code in Finder or if the school is entered manually, then 600050 If Country is not US: 8XXXXX If Country is US but State is not California (whether the school is entered manually or found in the school table): |
| AL = 600010 AK = 600020 AZ = 600030 AR = 600040 CA = varies by college CO = 600060 CT = 600070 DE = 600080 DC = 600510 FL = 600090 GA = 600100 HI = 600110 ID = 600120 IL = 600130 IN = 600140 IA = 600150 | NJ = 600300 NM = 600310 NY = 600320 NC = 600330 ND = 600340 OH = 600350 OK = 600360 OR = 600370 PA = 600380 RI = 600390 SC = 600400 SD = 600410 TN = 600420 TX = 600430 UT = 600440 VT = 600450 VA = 600460 |

| | |
|---------------|-------------------------|
| KS = 600160 | WA = 600470 |
| KY = 600170 | WV = 600480 |
| LA = 600180 | WI = 600490 |
| ME = 600190 | WY = 600500 |
| MD = 600200 | AS = 600610 |
| MA = 600210 | FM = 8XXXXXX |
| MI = 600220 | GU = 600650 |
| MN = 600230 | MH = 8XXXXXX |
| MS = 600240 | MP = 8XXXXXX |
| MO = 600250 | PW = NULL |
| MT = 600260 | PR = 600810 |
| NE = 600270 | VI = 600890 |
| NV = 600280 | AA = NULL |
| NH = 600290 | AP = NULL |
| | AE = NULL |
| Allows Null: | No |
| Default: | None |
| Usage: | |
| Notes: | colleges_attended table |
| Xap Field: | collegeCDSCode1 |
| Revision Log: | ~~ |

College/University {1-4}: CEEB Code

| | |
|-----------------|---|
| Data Element: | col1_ceed col2_ceed col3_ceed col4_ceed |
| Description: | College’s CEEB code from College Finder, if available |
| Format, Length: | bpchar, 7 |
| Values: | CEEB code or null |
| Allows Null: | Yes |

| | |
|---------------|---------------------------|
| Default: | None |
| Usage: | |
| Notes: | colleges_attended table |
| Xap Field: | College enrolled 1 - ceeb |
| Revision Log: | ~~ |

College/University {1-4}: Date From

| | |
|-------------------|---|
| Data Element: | col1_start_date col2_start_date col3_start_date col4_start_date |
| Description: | Applicant's response regarding start date at college (date from) |
| Format, Length: | Date, 10 (download format of yyyy-mm-dd) |
| Values: | Valid date |
| Allows Null: | No |
| Default: | None |
| Usage: | Secondary sort date for colleges attended |
| Notes: | colleges_attended table |
| Xap Field: | College enrolled 1 - date from |
| Revision Log: | ~~ |
| Question Text: | Attendance Began [menu] Month Year [textbox] yyyy |
| Conditions: | Appears if Number of Colleges Attended is not 'None'. |
| Additional Text: | None |
| Response Options: | Date: mm/yyyy |
| Hover Help: | For Year field only: Specify the date you first attended this college/university. |
| Pop-Up Help: | None |

| | |
|--------------------|--|
| Field Error Check: | Year must be after 1900; else error message, “You must enter a 4-digit year after 1900.” |
| Page Error Check: | Required; else error message, “You must specify when Attendance Began for College/University 1.” Cannot be after month/year of <RDD>; else error message, “For College/University n, you cannot specify a date after <RDDmonth> <RDDyear> for Attendance Began. If the date is incorrect, please correct it. Do not list the college/university if you will not have begun attendance by <RDDmonth> <RDDyear>.” |
| Notes: | Secondary data element used to sort attended colleges for database storage & download. |
| Data Element: | colleges_attended: start_date |

College/University {1-4}: Date To

| | |
|-------------------|--|
| Data Element: | col1_end_date col2_end_date col3_end_date col4_end_date |
| Description: | Applicant’s response regarding end date at college (date to) |
| Format, Length: | Date, 10 (download format of yyyy-mm-dd) |
| Values: | Valid date |
| Allows Null: | No |
| Default: | None |
| Usage: | Primary sort date for colleges attended |
| Notes: | colleges_attended table |
| Xap Field: | College enrolled 1 - date to |
| Revision Log: | ~~ |
| Question Text: | Attendance Ended [menu] Month Year [textbox] yyyy |
| Conditions: | Appears if Number of Colleges Attended is not ‘None’. |
| Additional Text: | None |
| Response Options: | Date: mm/yyyy |

| | |
|--------------------|---|
| Hover Help: | For Year field only: Specify the date you last attended this college/university. |
| Pop-Up Help: | None |
| Field Error Check: | Year must be after 1900; else error message, “You must enter a 4-digit year after 1900.” |
| Page Error Check: | <p>Required response; else error message, “For College/University n, you must specify when Attendance Ended.”</p> <p>Cannot be more than one year after month/year of <RDD>; else error message, “For College/University n, you cannot specify a date after <RDDmonth> <RDDyear+> for Attendance Began. If you are currently attending this college, please enter the date that the current term ends.”</p> <p>Cannot be before Attendance Began; else error message; “For College/University n, you have specified an earlier date for Attendance Ended than for Attendance Began. Please correct the incorrect date.”</p> |
| Notes: | Primary data element used to sort attended colleges for database storage & download. |
| Data Element: | colleges_attended: end_date |

College/University {1-4}: College Expelled Status

| | |
|-----------------------|--|
| Data Name: | col1_expelled_status col2_expelled_status col3_expelled_status col4_expelled_status |
| Description: | Whether applicant was expelled or is undergoing expulsion. |
| MIS Correlation: | None |
| Data Type/ Format: | boolean |
| Length: | 1 |
| Characteristics: | Downloadable |
| Input Rules: | None |
| Notes/Constraints: | |
| Online Help: | None |
| Values - Labels: | 1 - Yes/Sí 0 – No or blank [internal default] |

| | |
|--------------------|--|
| Question Text: | Check here if you were expelled or are in the process of expulsion procedures. |
| Conditions: | Appears if Number of Colleges Attended is not 'None'. |
| Additional Text: | None |
| Response Options: | Checkbox: Selected or not. |
| Hover Help: | [Spanish: "Marque aquí si fue expulsado o está en el proceso de los procedimientos de expulsión."] |
| Pop-Up Help: | None |
| Field Error Check: | None. Field is optional. |
| Page Error Check: | None |
| Notes: | None |
| Data Element: | Col1_expelled_status (1-4) |

College/University {1-4}: Degree Type

| | |
|-----------------|---|
| Data Element: | col1_degree_obtained col2_degree_obtained col3_degree_obtained col4_degree_obtained |
| Description: | Applicant's response regarding degree received (if any) |
| Format, Length: | bpchar, 1 |
| Values: | X = No degree A = Associate degree B = Bachelor degree or higher C = Certificate Null = No response |
| Allows Null: | Yes |
| Default: | None |
| Usage: | |
| Notes: | colleges_attended table |
| Xap Field: | collegeDegreeType1 |

| | |
|--------------------|---|
| Revision Log: | ~~ |
| Question Text: | Degree Received |
| Conditions: | Appears if Number of Colleges Attended is not 'None'. |
| Additional Text: | None |
| Response Options: | X = No degree A = Associate degree B = Bachelor degree or higher C = Certificate |
| Pop-Up Help: | None |
| Field Error Check: | None |
| Page Error Check: | Required selection; else error message, "For College/University n, you must select the Degree you received, or 'No degree'." Can't be higher degree level than "Higher Ed Level"; else error message, "For College/University n, you selected a Degree Received that is a higher degree level than you indicated in your response to College Education Level. Please fix the incorrect response." Note: This edit should only be performed if the college degree date is A or B. |
| Notes: | None |
| Data Element: | colleges_attended: degree_obtained |

College/University {1-4}: Degree Date

| | |
|-----------------|--|
| Data Element: | col1_degree_date col2_degree_date col3_degree_date col4_degree_date |
| Description: | Applicant's response to date degree awarded (if any) |
| Format, Length: | Date, 10 (download format of yyyy-mm-dd) |
| Values: | Valid date |
| Allows Null: | Yes |
| Default: | None |
| Usage: | |
| Notes: | colleges_attended table |

| | |
|--------------------|---|
| Xap Field: | collegeDegreeDate1 |
| Revision Log: | ~~ |
| Question Text: | Degree Date [menu] Month Year [textbox] yyyy |
| Conditions: | Appears only if Degree Received is not 'No degree'. |
| Additional Text: | None |
| Response Options: | Date: mm/yyyy |
| Hover Help: | For Year field only: As accurately as possible, indicate the date of your highest college degree. |
| Pop-Up Help: | |
| Field Error Check: | Year must be after 1900; else error message, "You must enter a 4-digit year after 1900." |
| Page Error Check: | Required response; else error message, "For College/University 1, you must provide the Degree Date." Cannot be more than one year after month/year of <RDD>; else error message, "For College/University n, do not include a degree that will be awarded after <RDDmonth> <RDDyear+>." Cannot be before Attendance Began; else error message, "For College/University, you cannot specify a Degree Date that is before the date Attendance Began. Please correct the dates as appropriate." |
| Notes: | None |
| Data Element: | colleges_attended: degree_date |
| Revision Log: | |

College/University {1-4}: College Not Listed

| | |
|-----------------|---|
| Data Element: | col1_not_listed col2_not_listed col3_not_listed col4_not_listed |
| Description: | Indicates if the link "college not listed" was clicked. Means the school was manually entered by the applicant. |
| Format, Length: | Boolean |
| Values: | |

| | |
|--------------------|---|
| Allows Null: | Yes |
| Default: | None |
| Usage: | |
| Notes: | |
| Xap Field: | N/A |
| Revision Log: | ~~ |
| Question Text: | Link within list of schools: My school is not in the list. |
| Conditions: | Always appears in the list of schools at the bottom of the list. |
| Additional Text: | None |
| Response Options: | Checked or Unchecked. |
| Hover Help: | None |
| Pop-Up Help: | None |
| Field Error Check: | None |
| Page Error Check: | None |
| Notes: | Clicking this link will open the Name and city fields for manual entry. |
| Data Element: | colleges_attended: not_listed |

Citizenship/Military

The tables in this section show the fields that are populated from the Citizenship/Military tab of the CCCApply standard application.

Citizenship Status

| | |
|--------------------|--|
| Data Element: | citizenship_status |
| Description: | Applicant's response to Citizenship Status |
| Format, Length: | bpchar, 1 |
| Values: | 1 = U.S. Citizen 2 = Permanent Resident 3 = Temporary Resident / Amnesty 4 = Refugee / Asylee 5 = Student Visa (F-1 or M-1) 6 = Other |
| Allows Null: | No |
| Default: | None |
| Usage: | Correlates to MIS SB06 |
| Notes: | residency table |
| Xap Field: | citizenshipStatus |
| Revision Log: | ~~ |
| Question Text: | Citizenship Status [menu] |
| Conditions: | Always |
| Additional Text: | None |
| Response Options: | 1 = U.S. Citizen 2 = Permanent Resident 3 = Temporary Resident / Amnesty 4 = Refugee / Asylee 5 = Student Visa (F-1 or M-1) 6 = Other |
| Pop-Up Help: | None |
| Field Error Check: | None |

| | |
|-------------------|--|
| Page Error Check: | Required selection; else error message, “You must select your Citizenship Status.” |
| Notes: | Correlates to MIS SB06. |
| Data Element: | residency: citizenship_status |

Alien Registration Number

| | |
|--------------------|--|
| Data Element: | alien_reg_number |
| Description: | Applicant’s response to Alien Registration Number |
| Format, Length: | varchar, 20 |
| Values: | Text sting |
| Allows Null: | Yes |
| Default: | None |
| Usage: | |
| Notes: | residency table |
| Xap Field: | visaNumber |
| Revision Log: | ~~ |
| Question Text: | Alien Registration Number [textbox] |
| Conditions: | Appears only if Citizenship Status is one of the following: Permanent Resident Temporary Resident / Amnesty Refugee / Asylee |
| Additional Text: | None |
| Response Options: | Text string |
| Hover Help: | Enter the number of your Alien Registration Card, if you have one. |
| Pop-Up Help: | None |
| Field Error Check: | None |
| Page Error Check: | Required response if Citizenship Status = ‘Permanent Resident’; else error message, “You must provide your Alien Registration Number.” Optional user response if Citizenship Status = ‘Temporary Resident / Amnesty’ or ‘Refugee / Asylee’. |
| Notes: | None |

| | |
|---------------|-----------------------------|
| Data Element: | residency: alien_reg_number |
|---------------|-----------------------------|

Visa Type

| | |
|--------------------|--|
| Data Element: | visa_type |
| Description: | Applicant's response to Alien Registration Number |
| Format, Length: | varchar, 20 |
| Values: | See Table of Visa Types on next page |
| Allows Null: | Yes |
| Default: | None |
| Usage: | |
| Notes: | residency table |
| Xap Field: | visaType |
| Revision Log: | ~~ |
| Question Text: | Visa Type [menu] |
| Conditions: | Appears only if Citizenship Status is one of the following: Student Visa (F-1 or M-1) Other |
| Additional Text: | None |
| Response Options: | See Table of Visa Types on next page. |
| Pop-Up Help: | <p>Visa Type</p> <p>A citizen of a foreign country who seeks to enter the United States generally must first obtain a U.S. visa, which is placed in the traveler's passport. Visa types are defined by U.S. immigration law, and relate to the purpose of travel to the U.S.</p> <p>Your visa type is indicated under the 'Visa Type/Class' heading, as illustrated on the U.S. Department of State website <hyperlink: http://travel.state.gov/visa/questions/what/what_4429.html >.</p> |
| Field Error Check: | None |
| Page Error Check: | <p>Required response if Citizenship Status = 'Other' and 'No Documents' is unchecked; else error message, "You must select your Visa Type or check 'No Documents'."</p> <p>Required response if Citizenship Status = 'Student Visa'; else error message, "You must select your Visa Type."</p> <p>If Citizenship Status = 'Student Visa', then Visa Type dropdown is restricted to F1 and M1.</p> |

| | |
|---------------|---|
| | <p>If visa_type is Student Visa F1 or M1, then do not display the Residency Page.</p> <p>If 'No Documents' is checked, then the Visa Type dropdown is disabled with a no selection.</p> |
| Notes: | |
| Data Element: | residency: visa_type |
| Revision Log: | <p>Rev. 12.5.14 – Updated Table F (Visa Types).</p> <p>v1.1: Changed meaning of “OTHR” option from ‘Other or None’ to ‘Other’ in Table of Visa Types.</p> |

For a list of Visa Types, see Table F in [Appendix A: Submission Calculation Logic & Residency Algorithm](#) on page 196

No Documents

| | |
|--------------------|---|
| Data Element: | no_documents |
| Description: | Applicant has checked box for No Documents |
| Format, Length: | boolean, 1 |
| Values: | <p>1 = True/Yes</p> <p>0 = False/No</p> |
| Allows Null: | Yes |
| Default: | None |
| Usage: | |
| Notes: | residency table |
| Xap Field: | noDocuments |
| Revision Log: | ~~ |
| Question Text: | [checkbox] No Documents |
| Conditions: | Appears only if Citizenship Status is 'Other' |
| Additional Text: | None |
| Response Options: | Checked or Unchecked. |
| Pop-Up Help: | None |
| Field Error Check: | None |

| | |
|-------------------|--|
| Page Error Check: | If checked, visa_type is disabled and set to no selection. |
| Notes: | None |
| Data Element: | residency: no_documents |

Visa/Alien Registration Issue Date

| | |
|--------------------|---|
| Data Element: | alien_reg_issue_date |
| Description: | Applicant's response regarding Visa/Alien Registration Issue Date |
| Format, Length: | Date, 10 (yyyy-mm-dd for download) |
| Values: | Valid date |
| Allows Null: | Yes |
| Default: | None |
| Hover Help: | Year field only: Provide the issue date of your Visa or Alien Registration Card. |
| Usage: | |
| Notes: | residency table |
| Xap Field: | visaIssueDate |
| Revision Log: | ~~ |
| Question Text: | Visa/Alien Registration Expiration Date Month Day Year [menu] [menu] [textbox] yyyy |
| Conditions: | Appears if Citizenship Status is 'Student Visa (F-1 or M-1)' or if Alien Registration Number is entered or if a Visa Type is selected. |
| Additional Text: | None |
| Response Options: | Date: mm/dd/yyyy |
| Hover Help: | For Year field only: Provide the issue date of your Visa or Alien Registration Card, or check 'No Expiration Date'. |
| Pop-Up Help: | None |
| Field Error Check: | Required response if alien_reg_expire_date is entered OR 'No Expiration Date' is checked; else error message, "You must enter your Visa/Alien Registration Issue Date." |
| Page Error Check: | Cannot be prior to birthdate, "Your Visa/Alien Registration issue date cannot be before your date of birth; please correct." |

| | |
|---------------|---|
| | <p>Day must be valid for month; else error message, “The day you selected is not valid for the month you selected.”</p> <p>If mm/dd is February 29, year must be a leap year; else error message, “The day you selected is not valid for the year you entered.”</p> <p>Must not be after Visa/Alien Registration Expiration Date; else error message, “Your Visa/Alien Registration Expiration Date must be before your Visa/Alien Registration Expiration Date.”</p> |
| Notes: | None |
| Data Element: | residency: alien_reg_issue_date |

Visa/Alien Registration Expiration Date

| | |
|-------------------|--|
| Data Element: | alien_reg_expire_date |
| Description: | Applicant’s response regarding Visa/Alien Registration Expiration Date |
| Format, Length: | Date, 10 (yyyy-mm-dd download format) |
| Values: | Valid date |
| Allows Null: | Yes |
| Default: | None |
| Usage: | |
| Notes: | residency table |
| Xap Field: | visaExpirationDate |
| Revision Log: | ~~ |
| Question Text: | Visa/Alien Registration Expiration Date Month Day Year [menu] [menu] [textbox] yyyy |
| Conditions: | Appears if Citizenship Status is ‘Student Visa (F-1 or M-1)’ or if Alien Registration Number is entered or if a Visa Type is selected. |
| Additional Text: | None |
| Response Options: | Date: mm/dd/yyyy |
| Hover Help: | For Year field only: Provide the expiration date of your Visa or Alien Registration Card, or check ‘No Expiration Date’. |
| Pop-Up Help: | None |

| | |
|--------------------|---|
| Field Error Check: | Required response if alien_reg_issue_date is entered AND 'No Expiration Date' is not checked; else error message, "You must enter your Visa/Alien Registration Issue Date, or check 'No Expiration Date'." |
| Page Error Check: | Cannot be prior to birthdate, "Your Visa/Alien Registration expiration date cannot be before your date of birth; please correct." Day must be valid for month; else error message, "The day you selected is not valid for the month you selected." If mm/dd is February 29, year must be a leap year; else error message, "The day you selected is not valid for the year you entered." Must not be before Visa/Alien Registration Issue Date; else error message, "Your Visa/Alien Registration Expiration Date must be after your Visa/Alien Registration Issue Date." |
| Notes: | None |
| Data Element: | residency: alien_reg_expire_date |

Visa/Alien Registration: No Expiration Date

| | |
|-------------------|--|
| Data Element: | alien_reg_no_expire |
| Description: | Applicant has checked box for No Expiration Date |
| Format, Length: | boolean, 1 |
| Values: | 1 = True/Yes 0 = False/No |
| Allows Null: | Yes |
| Default: | None |
| Usage: | |
| Notes: | residency table |
| Xap Field: | noVisaExpirationDate |
| Revision Log: | ~~ |
| Question Text: | [checkbox] No Expiration Date |
| Conditions: | Appears if Alien Registration Number is entered or if a Visa Type is selected. |
| Additional Text: | None |
| Response Options: | Checked or Unchecked |

| | |
|--------------------|---|
| Pop-Up Help: | None |
| Field Error Check: | If checked the alien_reg_expire_date fields are disabled. On Save or Continue, the expiration date will be nullified. |
| Page Error Check: | None |
| Notes: | None |
| Data Element: | residency: alien_reg_no_expire |

Military Status

| | |
|-----------------|---|
| Data Element: | military_status |
| Description: | Applicant's response to Military Status |
| Format, Length: | bpchar, 1 |
| Values: | <p>1 = None apply to me</p> <p>2 = I am currently serving on active duty</p> <p>3 = My parent/guardian/spouse is currently serving on active duty</p> <p>4 = I served in the U.S. military (veteran)</p> <p>5 = no longer in use</p> <p>6 = no longer in use</p> <p>7 = My parent/guardian/spouse served in the U.S. military (veteran)</p> <p>8 = I am a member of the Active Reserve</p> <p>9 = My parent/guardian/spouse is a member of the Active Reserve</p> <p>A = I am a member of the National Guard</p> <p>B = My parent/guardian/spouse is a member of the National Guard</p> |
| Allows Null: | No |
| Default: | None |
| Usage: | |
| Notes: | <p>Replaced all references to "veteran" with "served in the US military" per AB2478 (at CCCC mandate.)</p> <p>residency table</p> |
| Xap Field: | militaryStatus |
| Revision Log: | ~~ |

| | |
|--------------------|---|
| Question Text: | U.S. Military Status as of <RDD>: [menu] |
| Conditions: | Always |
| Additional Text: | None |
| Response Options: | See Values, above. |
| Pop-Up Help: | None |
| Field Error Check: | None |
| Page Error Check: | <p>Required selection; else error message, "You must select your Military Status."</p> <p>DAB: Section below is IN PROGRESS.</p> <p>If the Military Status is:</p> <ul style="list-style-type: none"> • 2 - "I am currently serving on active duty" or 3 - "My parent/guardian/spouse is currently serving on active duty", then: <ul style="list-style-type: none"> • Display the State of Legal Residence question and require a response • Display the Home of Record question and require a response <ul style="list-style-type: none"> • If the Home of Record response is "Foreign Country", then: <ul style="list-style-type: none"> • Display the Country of Record question and require a response • Display the Stationed in California question and require a response <ul style="list-style-type: none"> • If response is "Yes", then display the In California for educational purposes for 30 days or more question and require a response • 4 - "I served in the U.S. military (veteran)" OR 7 - "My parent/guardian/spouse served in the US military (veteran)", then: <ul style="list-style-type: none"> • Display the Date you were discharged date fields and require a response • Display the Type of discharge question and require a response • Display the State of Legal Residence (military) when discharged question and require a response • Display the Home of Record when discharged question and require a response <ul style="list-style-type: none"> • If the response is Foreign Country, then display the Country of Record when discharged question and require a response • Display the Were you stationed in California question but do NOT require a response • 8 - "I am a member of the Active Reserve" OR A - "I am a member of the National Guard", then: <ul style="list-style-type: none"> • Display the State of Legal Residence question and require a response • Display the Home of Record question and require a response <ul style="list-style-type: none"> • If the Home of Record response is "Foreign Country", then: <ul style="list-style-type: none"> • Display the Country of Record question and require a response • Display the Stationed in California question and require a response |
| Notes: | Per CCCCCO, no longer using the term "veteran". Changed all instances to "Served in the US military" on 12.5.14 |
| Data Element: | residency: military_status |

Military Discharge Date

| | |
|--------------------|--|
| Data Element: | military_discharge_date |
| Description: | Applicant's response to Military Discharge Date |
| Format, Length: | Date, 10 (yyyy-mm-dd download format) |
| Values: | Valid date |
| Allows Null: | Yes |
| Default: | None |
| Usage: | |
| Notes: | |
| Xap Field: | militaryDischargeDate |
| Revision Log: | ~~ |
| Question Text: | Discharge Date Month Day Year [menu] [menu] [textbox] yyyy |
| Conditions: | Appears only if Military Status is one of the following: <ul style="list-style-type: none"> • 4 - "I served in the US military (veteran)" • 7 - "My parent/guardian/spouse served in the U.S. military (veteran)" |
| Additional Text: | None |
| Response Options: | Date: mm/dd/yyyy |
| Hover Help: | For Year field only: "Enter the date of discharge." |
| Pop-Up Help: | None |
| Field Error Check: | Client and Server-side validation: <ul style="list-style-type: none"> • Year is after 1900; else error message: "<fieldname> You must enter a 4-digit year after 1900." • Date is before DOB; else error message: "<fieldname> You cannot enter a date before your date of birth." • Leap year validation: If mm/dd is February 29, year must be a leap year; else error message: "<fieldname> The day you selected is not valid for the year you entered." • Day must be valid for month; else error message, "<fieldname> The day you selected is not valid for the month you selected." |
| Page Error Check: | Required response; else error message, "You must provide your Military Discharge Date." |

| | |
|---------------|---|
| | Must not be after <RDD>; else error message, “The Military Discharge Date cannot be after <RDD>. Please correct either the Discharge Date or the U.S. Military Status as of <RDD>.” |
| Notes: | AB2478 asks for government and educational entities to stop using the term “veteran” and start using “Served in the US military”, as many former military members whom never saw combat do not associate themselves with being a “veteran”, especially women. Supports California SB272, which as of 1/1/08 grants enrollment priority to veterans for 2 years after discharge from active duty. |
| Data Element: | residency: military_discharge_date |

Military Discharge Type

| | |
|------------------|---|
| Data Element: | discharge_type |
| Description: | Applicant’s response to type of discharge |
| Format, Length: | Char(1) |
| Values: | 1 = Honorable 2 = Entry level separation (ELS) 3 = General 4 = Other Than Honorable (OTH) 5 = Clemency Discharge 6 = Bad Conduct (BCD) 7 = Dishonorable |
| Allows Null: | No |
| Default: | None |
| Usage: | |
| Notes: | |
| Xap Field: | N/A |
| Revision Log: | ~~ |
| Question Text: | Type of Discharge [menu] |
| Conditions: | Appears only if Military Status is one of the following: <ul style="list-style-type: none"> • 4 - "I served in the U.S. military (veteran)" • 7 - "My parent/guardian/spouse served in the U.S. military (veteran)" |
| Additional Text: | None |

| | |
|--------------------|---|
| Response Options: | Drop-down list: <ul style="list-style-type: none"> • [default]: -- Select Status -- • Honorable • Entry level separation (ELS) • General • Other Than Honorable (OTH) • Clemency Discharge • Bad Conduct (BCD) • Dishonorable |
| Hover Help: | [Spanish only: "Por favor seleccione el tipo de descarga military que se aplique a usted."] |
| Pop-Up Help: | None |
| Field Error Check: | None |
| Page Error Check: | Required response when Military Status is one of the following: <ul style="list-style-type: none"> • 4 - "I served in the U.S. military (veteran) • 7 - "My parent/guardian/spouse served in the U.S. military (veteran) else error message, "You must select the discharge type". |
| Notes: | Supports AB2478: Recently Discharged Military: Act to amend Section 68075.5 of the Education Code, relating to public postsecondary education. residency table |
| Data Element: | residency: discharge_type |

State of Legal Residence (Military)

| | |
|-----------------|---|
| Data Element: | military_legal_residence |
| Description: | Applicant's response to "State of Legal Residence (Military)" |
| Format, Length: | bpchar, 2 |
| Values: | USPS state codes, plus XX = Foreign Country |
| Allows Null: | Yes |
| Default: | None |
| Usage: | |
| Notes: | residency table |
| Xap Field: | militaryLegalResidence |

| | |
|--------------------|---|
| Revision Log: | ~~ |
| Question Text: | State of Legal Residence (Military) [menu] |
| Conditions: | Appears only if Military Status is one of the following: <ul style="list-style-type: none"> • 2 - "I am currently serving on active duty" • 3 - "My parent/guardian/spouse is currently serving on active duty" • 4 - "I served in the U.S. military (veteran)" • 7 - "My parent/guardian/spouse served in the U.S. military (veteran)" • 8 - "I am a member of the Active Reserve" • A - "I am a member of the National Guard" |
| Additional Text: | None |
| Response Options: | Menu of U.S. states and territories plus "Foreign Country" |
| Pop-Up Help: | <p>State of Legal Residence and Home of Record</p> <p>In the military, your "State of legal residence" (also called "domicile") is the place you consider as your true, fixed, and permanent home. It is the state to which you officially intend to return after your military service.</p> <p>"Home of record" is almost always the state where you first joined the military. "Home of record" is an accounting term used by the military to determine a number of military benefits, such as travel allowances, transportation expenses, travel time to report to duty, etc.</p> <p>"Home of record" and "State of legal residence" are usually the same, because most people joining the military do so in the state that is their legal residence. However, "Home of record" and "State of legal residence" need not be the same.</p> |
| Field Error Check: | None |
| Page Error Check: | Required selection; else error message, "You must select your State of Legal Residence (Military)." |
| Notes: | None |
| Data Element: | residency: military_legal_residence |

Military Home State

| | |
|-----------------|---|
| Data Element: | military_home_state |
| Description: | Applicant's response to "Home of Record" |
| Format, Length: | bpchar, 2 |
| Values: | USPS state codes, plus XX = Foreign Country |
| Allows Null: | Yes |
| Default: | None |

| | |
|--------------------|---|
| Usage: | |
| Notes: | residency table |
| Xap Field: | militaryHomeRecord |
| Revision Log: | ~~ |
| Question Text: | Home of Record [menu] |
| Conditions: | <p>Appears only if Military Status is one of the following:</p> <ul style="list-style-type: none"> • 2 - "I am currently serving on active duty" • 3 - "My parent/guardian/spouse is currently serving on active duty" • 4 - "I served in the U.S. military (veteran)" • 7 - "My parent/guardian/spouse served in the U.S. military (veteran)" • 8 - "I am a member of the Active Reserve" • A - "I am a member of the National Guard" |
| Response Options: | Menu of U.S. states and territories plus "Foreign Country" |
| Pop-Up Help: | <p>State of Legal Residence and Home of Record</p> <p>In the military, your "State of legal residence" (also called "domicile") is the place you consider as your true, fixed, and permanent home. It is the state to which you officially intend to return after your military service.</p> <p>"Home of record" is almost always the state where you first joined the military. "Home of record" is an accounting term used by the military to determine a number of military benefits, such as travel allowances, transportation expenses, travel time to report to duty, etc.</p> <p>"Home of record" and "State of legal residence" are usually the same, because most people joining the military do so in the state that is their legal residence. However, "Home of record" and "State of legal residence" need not be the same.</p> |
| Field Error Check: | None |
| Page Error Check: | Required selection; else error message, "You must select the Home of Record." |
| Notes: | |
| Data Element: | residency: military_home_state |

Military Home Country

| | |
|-----------------|---|
| Data Element: | military_home_country |
| Description: | Applicant's response to Home of Record, State |
| Format, Length: | bpchar, 2 |
| Values: | ISO country codes |

| | |
|--------------------|---|
| Allows Null: | Yes |
| Default: | None |
| Usage: | |
| Notes: | residency table |
| Xap Field: | militaryHomeCountry |
| Revision Log: | ~~ |
| Question Text: | Country of Record [drop-down list] |
| Conditions: | Appears only if Home of Record <military_home_state> is 'Foreign Country'. |
| Additional Text: | |
| Response Options: | Menu of Countries per ISO, not including United States |
| Pop-Up Help: | |
| Field Error Check: | |
| Page Error Check: | Required selection; else error message, "You must select your Country of Record if your Home of Record is 'Foreign Country'." |
| Notes: | None |
| Data Element: | residency: military_home_country |
| Revision Log: | ~~ |

Military: Stationed in California

| | |
|-----------------|--|
| Data Element: | military_ca_stationed |
| Description: | Applicant's response to whether military person is Currently Station in California |
| Format, Length: | boolean, 1 |
| Values: | 1 = True/Yes 0 = False/No |
| Allows Null: | Yes |
| Default: | None |
| Usage: | |

| | |
|--------------------|---|
| Notes: | residency |
| Xap Field: | militaryInCA |
| Revision Log: | ~~ |
| Question Text: | Currently Stationed in California? Yes [radio button] No [radio button] |
| Conditions: | Appears only if Military Status is one of the following: <ul style="list-style-type: none"> • 2 - "I am currently serving on active duty" • 3 - "My parent/guardian/spouse is currently serving on active duty" • 4 - "I served in the U.S. military (veteran)" • 7 - "My parent/guardian/spouse served in the U.S. military (veteran)" • 8 - "I am a member of the Active Reserve" • A - "I am a member of the National Guard" |
| Additional Text: | |
| Response Options: | As shown in Question Text. |
| Pop-Up Help: | |
| Field Error Check: | None |
| Page Error Check: | Required response; else error message, "You must indicate whether you or your parent/guardian/spouse is currently stationed in California." |
| Notes: | |
| Data Element: | residency: military_ca_stationed |
| Revision Log: | ~~ |

Military: Stationed in California for Educational Purposes

| | |
|-----------------|--|
| Data Element: | military_stationed_ca_ed |
| Description: | Applicant's response to whether military person (or spouse/parent/dependent) is stationed in California for educational purposes only for 30 days or more. |
| Format, Length: | boolean, 1 |
| Values: | 1 = True/Yes 0 = False/No |
| Allows Null: | Yes |
| Default: | None |

| | |
|--------------------|---|
| Usage: | Used in Residency Algorithm as indicated in Table C. If value is Yes, integrity check flag 65 will be generated. |
| Notes: | This question was previously removed from CCCApply (Xap) in 2011, citing Legal Opinion 10-05. However, when correctly interpreted, in this case federal law trumps state law – providing the current military member (or spouse/dependent) has been assigned to CA for educational purposes for more than 30 days. |
| Question Text: | "Is your assignment in California for educational purposes for 30 days or more?" Yes [radio button] No [radio button] |
| Conditions: | Appears only if Military Status is one of the following: <ul style="list-style-type: none"> • 2 - "I am currently serving on active duty" • 3 - "My parent/guardian/spouse is currently serving on active duty" AND <ul style="list-style-type: none"> • Military Stationed in California is "Yes" |
| Additional Text: | Alt Question Text: Parent/Guardian/Spouse: "Is the military member's assignment in California for educational purposes for 30 days or more?" Yes [radio button] No [radio button] |
| Response Options: | As shown in Question Text. |
| Pop-Up Help: | None |
| Field Error Check: | None |
| Page Error Check: | Required response if "Currently Stationed in California = Yes; else error message, "You must specify whether you or your parent/guardian/spouse is stationed in California for educational purposes for 30 days or more." |
| Notes: | This question was previously removed from CCCApply (Xap) in 2011, citing Legal Opinion 10-05. However, when correctly interpreted, in this case federal law trumps state law – providing the current military member (or spouse/dependent) has been assigned to CA for education purposes for more than 30 days. residency table |
| Data Element: | residency: military_stationed_ca_ed |

Residency

The tables in this section show the fields that are populated from the Residency tab of the CCCApply standard application.

California Resident for Two Years

| | |
|--------------------|---|
| Data Element: | ca_res_2_years |
| Description: | Applicant's response regarding residence in California since two years before RDD. |
| Format, Length: | boolean, 1 |
| Values: | 1 = True/Yes 0 = False/No |
| Allows Null: | Yes |
| Default: | None |
| Usage: | |
| Notes: | Not asked when Citizenship Status makes Residency page unnecessary. residency table |
| Xap Field: | residentCAAtLeast2Years |
| Revision Log: | ~~ |
| Question Text: | Have you lived in California continuously since <RDD minus 2 years>? [radio button] Yes [radio button] No |
| Conditions: | Always appears If Subject to Parent/Guardian is 'Yes', question text will begin: "Has your parent or guardian lived in California ..." |
| Additional Text: | None |
| Response Options: | As shown in Question Text. |
| Pop-Up Help: | Residence in California When determining the length of time lived continuously in California, disregard absences from California for education, business, or vacation that did not affect your intent to maintain residency in California and did not involve activities as a resident of another state. |
| Field Error Check: | None |
| Page Error Check: | Required response; else error message, "You must specify whether or not |

| | |
|---------------|--|
| | <you have/your parent or guardian has> lived in California since <RDD minus 2 years>.” |
| Notes: | None |
| Data Element: | residency: ca_res_2_years |

Date Current Stay in California Began

| | |
|--------------------|--|
| Data Element: | ca_date_current |
| Description: | Applicant’s response to Date Current Stay in California Began |
| Format, Length: | Date, 10 (yyyy-mm-dd download format) |
| Values: | Valid date |
| Allows Null: | Yes |
| Default: | None |
| Usage: | |
| Notes: | residency table |
| Xap Field: | Date stay in CA began |
| Revision Log: | ~~ |
| Question Text: | When did your CURRENT stay in California begin? Month Day Year [menu] [menu] [textbox] yyyy |
| Conditions: | Appears only if California Resident for 2 Years is ‘No’. If Subject to Parent/Guardian is ‘Yes’, question text will be: “When did your parent’s or guardian’s CURRENT stay in California begin?” |
| Additional Text: | None |
| Response Options: | Date: mm/dd/yyyy |
| Hover Help: | For Year field only: Specify the first day of <your/your parent’s or guardian’s> current stay in California, disregarding temporary absences for education, business, or vacation. |
| Pop-Up Help: | None |
| Field Error Check: | Day must be valid for month; else error message, “The day you selected is not valid for the month you selected.” If mm/dd is February 29, year must be a leap year; else error message, “The day you selected is not valid for the year you entered.” |

| | |
|-------------------|---|
| | <p>Must be after <RDD> minus 2 years; else error message, “You have indicated that you have not lived in California continuously since <RDD minus 2 years>, but the date you entered for the beginning of your current stay in California is before<RDD minus 2 years>. Please correct the incorrect response. ”</p> <p>Must not be after <current_date>; else error message, “For the beginning of your current stay in California, you cannot enter a date after <current_date>. Please correct the date or check ‘Not yet arrived in California.’”</p> |
| Page Error Check: | Required response unless Not Yet Arrived in California is checked; else error message, “You must specify the date <you/your parent or guardian> arrived in California, or check ‘Not yet arrived in California’.” |
| Data Element: | residency: ca_date_current |

Not Yet Arrived in California

| | |
|--------------------|---|
| Data Element: | ca_not_arrived |
| Description: | Whether applicant has checked the box for Not Yet Arrived in California |
| Format, Length: | boolean, 1 |
| Values: | 1 = True/Yes 0 = False/No |
| Allows Null: | Yes |
| Default: | None |
| Usage: | |
| Notes: | residency table |
| Xap Field: | notCAResident |
| Revision Log: | ~~ |
| Question Text: | [checkbox] Not yet arrived in California |
| Conditions: | Appears only if California Resident for 2 Years is ‘No’. |
| Additional Text: | None |
| Response Options: | Checked or Unchecked |
| Pop-Up Help: | None |
| Field Error Check: | None |
| Page Error Check: | None |

| | |
|---------------|--|
| Notes: | Checking this box clears and disables the month, day, and year fields. |
| Data Element: | residency: ca_not_arrived |

State College Employee

| | |
|-------------------|--|
| Data Element: | ca_college_employee |
| Description: | Whether applicant is a full-time employee, or spouse/dependent of a full-time employee, of a state college |
| Format, Length: | boolean, 1 |
| Values: | 1 = True/Yes 0 = False/No |
| Allows Null: | Yes |
| Default: | None |
| Usage: | |
| Notes: | residency table |
| Xap Field: | fullTimeEmployee |
| Revision Log: | ~~ |
| Question Text: | <p>Are you or your spouse a full-time employee of any of the following colleges/universities?</p> <ol style="list-style-type: none"> 1. California Community College 2. California State University or College 3. University of California 4. Maritime Academy <p>[radio button] Yes [radio button] No</p> |
| Conditions: | <p>Always</p> <p>If Subject to Parent/Guardian is 'Yes', question text will begin: "Is your parent or guardian a full-time employee ..."</p> |
| Additional Text: | None |
| Response Options: | As shown in Question Text. |
| Hover Help: | "Click Yes if <you or your spouse/your parent or guardian> is a full-time employee of one of the listed institutions. Otherwise, click No." [Spanish: "Haga clic en Yes si <usted/o cónyuge/ padre o guarda> están como empleado de tiempo completo con credenciales de una escuela pública de California y se están inscribiendo en este colegio p los propósitos de cumplimiento de requisitos relacionados con la credencial. De lo contrario, haga clic en No."] |

| | |
|--------------------|---|
| Pop-Up Help: | None |
| Field Error Check: | None |
| Page Error Check: | Required selection; else error message, “You must indicate whether or not <you or your spouse/your parent or guardian> is a full-time employee of one of the listed colleges/universities.” |
| Notes: | None |
| Data Element: | residency: ca_college_employee |

Public School Employee

| | |
|--------------------|---|
| Data Element: | ca_school_employee |
| Description: | Whether applicant is a full-time credentialed employee of a California public school enrolling in college to fulfill credential-related requirements. |
| Format, Length: | boolean, 1 |
| Values: | 1 = True/Yes 0 = False/No |
| Allows Null: | Yes |
| Default: | None |
| Usage: | |
| Notes: | residency table |
| Xap Field: | publicSchoolCredEmployee |
| Revision Log: | ~~ |
| Question Text: | Are you a full-time credentialed employee of a California public school enrolling in college for purposes of fulfilling credential-related requirements? [radio button] Yes [radio button] No |
| Conditions: | Always |
| Additional Text: | None |
| Response Options: | As shown in Question Text. |
| Pop-Up Help: | None |
| Field Error Check: | None |

| | |
|-------------------|---|
| Page Error Check: | Required selection; else error message, "You must indicate whether or not you are a full-time credentialed employee of a California public school enrolling in college for purposes of fulfilling credential-related requirements." |
| Notes: | None |
| Data Element: | residency: ca_school_employee |

Seasonal Agricultural Worker

| | |
|-------------------|---|
| Data Element: | ca_seasonal_ag |
| Description: | Whether applicant has been employed as a seasonal agricultural worker for at least a total of two months of each of the past two years. |
| Format, Length: | boolean, 1 |
| Values: | 1 = True/Yes 0 = False/No |
| Allows Null: | Yes |
| Default: | None |
| Usage: | |
| Notes: | residency table |
| Xap Field: | agriculturalEmployee |
| Revision Log: | ~~ |
| Question Text: | Have you been employed as a seasonal agricultural worker for at least a total of two months in each of the past two years? [radio button] Yes [radio button] No |
| Conditions: | Always If Subject to Parent/Guardian is 'Yes', question text will begin: "Has your parent or guardian been employed ..." |
| Additional Text: | None |
| Response Options: | As shown in Question Text. |
| Hover Help: | [Spanish: "Haga clic en Yes si <usted/su padre o guarda > han sido empleado como un trabajador de agricultura temporal durante dos meses o más en cada uno de los últimos dos años. De lo contrario, haga clic en No."] |
| Pop-Up Help: | None |

| | |
|--------------------|---|
| Field Error Check: | None |
| Page Error Check: | Required selection; else error message, “You must indicate whether or not <you have/your parent or guardian has> been employed as a seasonal agricultural worker for at least a total of two months in each of the past two years.” |
| Notes: | None |
| Data Element: | residency: ca_seasonal_ag |

Foster Youth in California

| | |
|-------------------|--|
| Data Element: | ca_foster_youth |
| Description: | Whether applicant is a current or former Foster Youth in California and under 20 years of age at RDD. |
| Format, Length: | boolean, 1 |
| Values: | <p>The calculation for how to set this field based on the foster_youth_status field.</p> <ul style="list-style-type: none"> • Value: 1 <ul style="list-style-type: none"> • Meaning: AB669 Eligibility = Yes • Logic: (foster_youth_status=1 OR =2 OR =6) AND (RDD* minus Birthdate < 20 years) • Value: 0 <ul style="list-style-type: none"> • Meaning: AB669 Eligibility = No • Logic: (foster_youth_status=0 OR =3 OR =4 OR =5) OR (RDD* minus Birthdate is >= 20 years) <p>* RDD = Residency Determination Date: 1 day before term: date_start</p> |
| Allows Null: | Yes |
| Default: | None |
| Usage: | To align with the updated requirements for AB12, this field was removed from the residency logic (Area B) and replaced with new logic (see Residency Area B Logic). The field will still populate based on the logic detailed under Values. |
| Notes: | This question became obsolete and was removed from the application based on new requirements for AB 194 and MIS SG03. The database field is still being populated but is no longer used in the residency algorithm. |
| Xap Field: | under20FosterYouthCA |
| Revision Log: | ~~ |
| Response Options: | |
| Pop-Up Help: | None |

| | |
|--------------------|--|
| Field Error Check: | None |
| Notes: | This database field is still being populated. residency table |
| Data Element: | residency: ca_foster_youth |

Foster Youth Status

| | |
|------------------|---|
| Data Element: | foster_youth_status |
| Description: | Indicates the Foster Youth status of the applicant based on their screen input. |
| Format, Length: | char 1 |
| Values: | <p>Set the value for this field as follows:</p> <ul style="list-style-type: none"> • 0 = The response to “Have you ever been in <u>Court Ordered Foster Care</u>?” is No. • Set the field based on the option selected when Foster Care question is Yes and the additional question text displays with radio buttons: <ul style="list-style-type: none"> • 1 = I am currently in foster care (including extended foster care after age 18). • 2 = I aged out/emancipated from foster care or exited voluntarily on or after my 18th birthday. • 3 = No longer used • 4 = No longer used • 5 = I exited the foster care system before my 18th birthday. • 6 = I am not sure at what age I exited foster care. |
| Allows Null: | No |
| Default: | None |
| Usage: | |
| Notes: | residency table |
| Xap Field: | fosterYouthStatus |
| Revision Log: | ~~ |
| Question Text: | Have you ever been in court-ordered foster care? (See additional text below) |
| Conditions: | Always |
| Additional Text: | <p>When did you <u>exit foster care</u>?</p> <ul style="list-style-type: none"> • 1 = I am currently in foster care (including extended foster care after age 18). • 2 = I aged out/emancipated from foster care or exited voluntarily on or after my 18th birthday. |

| | |
|--------------------|---|
| | <ul style="list-style-type: none"> • 5 = I exited the foster care system before my 18th birthday. • 6 = I am not sure at what age I exited foster care. |
| Response Options: | <p>Required fields:</p> <p>For the Yes/No question, if not selected, error message is: "Please indicate if you have ever been in court-ordered foster care."</p> <p>When the Yes/No question = Yes, one of the options must be selected. If no option is selected, error message is: "Please select one of the foster care options."</p> |
| Hover Help: | [Spanish: "Por favor indique, si o no ha estado alguna vez colocado en Cuidado Adoptivo ordenado por el tribunal."] |
| Pop-Up Help: | <ul style="list-style-type: none"> • The "Have you ever been in <u>Court Ordered Foster Care</u>?" question link opens the following pop-up help: <p>You have been in foster care if you were removed from your biological family through an order by a court, which can include placement with foster parents, in a group home, or with relatives/extended family members. If you were living with relatives you must have been placed through the foster care system by an order of the court. Foster Care includes, but is not limited to, placement in out-of-home care under the supervision of the Juvenile Probation Department. As long as you were placed within the foster care system by order of a court, you were in foster care. Having a legal guardian does not necessarily mean that you have been in foster care. If you need assistance with determining whether you were in foster care, you can contact the California Foster Care Ombudsman's office at (877) 846-1602 or fosteryouthhelp@dss.ca.gov.</p> • The "When did you <u>exit foster care</u>?" link renders a help pop-up which reads: <ul style="list-style-type: none"> • Aged Out/Emancipated <p>You 'aged out/emancipated' from foster care if you exited foster care on or after your 18th birthday. If you need assistance with determining when you exited foster care, you can contact the California Foster Care Ombudsman's office at (877) 846-1602 or fosteryouthhelp@dss.ca.gov.</p> • Exited the foster care system before my 18th birthday <p>You 'exited the foster care system before your 18th birthday' if you were returned to the custody of your biological parents, entered a legal guardianship (with relatives or non-relatives) or were legally adopted before your 18th birthday. If you need assistance with determining when you exited foster care, you can contact the California Foster Care Ombudsman's office at (877) 846-1602 or fosteryouthhelp@dss.ca.gov.</p> • Not Sure <p>If you need assistance with determining when you exited foster care, you can contact the California Foster Care Ombudsman's office at (877) 846-1602 or fosteryouthhelp@dss.ca.gov.</p> |
| Field Error Check: | None |
| Page Error Check: | None |
| Notes: | <p>Question revised in 2016 to better align data values with MIS and AB12.</p> <p>See Submission Calculations Service Residency: Area B logic, Step 4. AB669 approved in 2009.</p> <p>Question revised in 2013.</p> |


| | |
|---------------|--------------------------------|
| Data Element: | residency: foster_youth_status |
|---------------|--------------------------------|

Foster Youth Priority

| | |
|-----------------|---|
| Data Element: | foster_youth_priority |
| Description: | Calculated result for AB194 eligibility. Eligibility is defined as being a current foster youth or former foster youth who was in foster care as of the applicant's 18th birthday and under age 25. |
| Format, Length: | boolean, 1 |
| Values: | <p>AFTER the foster_youth_status field has been set, set the value of foster_youth_priority as follows:</p> <ul style="list-style-type: none"> • Value: 1 <ul style="list-style-type: none"> • Meaning: AB194 Eligibility = Yes • Logic: (foster_youth_status=1 OR =2 OR =3 OR =4 OR =6) AND (RDD* minus Birthdate < 25 years) THEN set Flag 71 • Value: 0 <ul style="list-style-type: none"> • Meaning: AB194 Eligibility = No • Logic: (foster_youth_status =0 OR =5) OR (RDD* minus Birthdate is >= 25 years) <p>* RDD = Residency Determination Date: 1 day before term: date_start</p> |
| Allows Null: | No |
| Default: | None |
| Usage: | Calculated result for AB194 eligibility. |
| Notes: | <p>The Foster Youth Priority field is the only trigger for Integrity Flag 71. The Integrity Flag 71 is triggered if the value after calculation is "1" (meaning the applicant is eligible for Foster Youth Priority registration).</p> <p>See Table E. Residency Integrity Flags, here: Appendix A: Submission Calculation Logic & Residency Algorithm on page 196.</p> <p>residency table</p> |
| Xap Field: | fosterYouthPriority |
| Revision Log: | 1/29/16 |

Foster Youth MIS

| | |
|---------------|---|
| Data Element: | foster_youth_mis |
| Description: | Derived field based on foster_youth_status. |

| | |
|-----------------|---|
| Format, Length: | boolean, 1 |
| Values: | <p>AFTER the foster_youth_status field has been set, set the value of foster_youth_mis as follows:</p> <ul style="list-style-type: none"> • Value: 1 <ul style="list-style-type: none"> • Meaning: MIS SG03 = 1 • Logic: foster_youth_status=1 OR =2 OR =3 OR =4 OR =5 OR =6 • Value: 0 <ul style="list-style-type: none"> • Meaning: MIS SG03 = 0 • Logic: foster_youth_status=0 <p> Note: Even though = 3 and = 4 are no longer used, they remain in the logic for assurance that in case the values should appear, they will be considered eligible.</p> |
| Allows Null: | Yes |
| Default: | None |
| Usage: | |
| Notes: | In CCCApply, this field is case sensitive (lower) = foster_youth_mis residency table |
| Xap Field: | fosterYouthMIS |
| Revision Log: | 1/29/16 |

Declared Residency Outside California for Taxes

| | |
|-----------------|--|
| Data Element: | ca_outside_tax |
| Description: | Response to whether applicant (or parent/guardian) has declared residency in another state for state income tax purposes in the 2 years prior to RDD |
| Format, Length: | boolean, 1 |
| Values: | <p>1 = True/Yes</p> <p>0 = False/No</p> |
| Allows Null: | Yes |
| Default: | None |
| Usage: | |
| Notes: | residency table |
| Xap Field: | nonCAREsForTax |

| | |
|--------------------|---|
| Revision Log: | ~~ |
| Question Text: | Since <RDD minus 2 years>, have you declared residency in another state for state income tax purposes? [radio button] Yes [radio button] No |
| Conditions: | Always; If Subject to Parent/Guardian is 'Yes', question text will begin: "Since <RDD minus 2 years>, has your parent or guardian declared residency ..." |
| Additional Text: | None |
| Response Options: | As shown in Question Text. |
| Hover Help: | [Spanish: "Haga clic en Yes si <RDD minus 2 years>, <si usted/su padre o guarda> presentó una declaración de impuestos como residente de un estado que no sea California. De lo contrario, haga clic en No."] |
| Pop-Up Help: | None |
| Field Error Check: | None |
| Page Error Check: | Required selection; else error message, "You must indicate whether or not <you have/your parent or guardian has> declared residency in another state for state income tax purposes." |
| Notes: | None |
| Data Element: | residency: ca_outside_tax |

Declared Residency Outside California for Taxes Year

| | |
|-----------------|---|
| Data Element: | ca_outside_tax_year |
| Description: | Most recent year indicated for declaring residency in another state for state income tax purposes |
| Format, Length: | Date, 10 (yyyy-mm-dd download format) |
| Values: | UI entry: Integer, between <RDDyear> and <RDDYear - 2> |
| Allows Null: | Yes |
| Default: | None |
| Usage: | |
| Notes: | residency table |
| Xap Field: | yearNonCAResForTax |

| | |
|--------------------|--|
| Revision Log: | ~~ |
| Question Text: | If Yes, what was the most recent year? [textbox] |
| Conditions: | Appears only if Residency Outside California for Taxes is 'Yes'. |
| Additional Text: | None |
| Response Options: | Four-digit year. |
| Hover Help: | "Enter the year in which <you/your parent or guardian> most recently filed an income tax return as a resident of a state other than California." [Spanish: "Entre el año en que <usted/su padre o guarda> más recientemente presentó una declaración de impuestos como residente de un estado que no sea California."] |
| Pop-Up Help: | None |
| Field Error Check: | Must be year portion of <RDD>, <RDD minus 1 year>, or <RDD minus 2 years>; else error message, "For '<have you/has your parent or guardian> declared residency in another state for state income tax purposes', the year must be between <RDDyear minus 2 years> and <RDDyear>." |
| Page Error Check: | Required response; else error message, "You must specify the year that <you/your parent or guardian> declared residency in another state for state income tax purposes." |
| Notes: | None |
| Data Element: | residency: ca_outside_tax_year |

Registered to Vote Outside California

| | |
|-----------------|--|
| Data Element: | ca_outside_voted |
| Description: | Response to whether applicant (or parent/guardian) has registered to vote in another state in the 2 years prior to RDD |
| Format, Length: | boolean, 1 |
| Values: | 1 = True/Yes 0 = False/No |
| Allows Null: | Yes |
| Default: | None |
| Usage: | |
| Notes: | residency table |

| | |
|--------------------|--|
| Xap Field: | registeredVoterInNonCAState |
| Revision Log: | ~~ |
| Question Text: | Since <RDD minus 2 years>, have you registered to vote in another state? [radio button] Yes [radio button] No |
| Conditions: | Always If Subject to Parent/Guardian is 'Yes', question text will begin: "Since <RDD minus 2 years>, has your parent or guardian registered to vote in another state?" |
| Additional Text: | None |
| Response Options: | As shown in Question Text. |
| Hover Help: | [Spanish: "Haga clic en Yes si, desde <RDD minus 2 years>, <si usted/su padre o guarda han> registrado p votar en un estado que no sea California. De lo contrario, haga clic en No."] |
| Pop-Up Help: | None |
| Field Error Check: | None |
| Page Error Check: | Required selection; else error message, "You must indicate whether or not <you have/your parent or guardian has> registered to vote in another state." |
| Notes: | None |
| Data Element: | residency: ca_outside_voted |

Registered to Vote Outside California: Year

| | |
|-----------------|---|
| Data Element: | ca_outside_voted_year |
| Description: | Most recent year indicated for registering to vote in another state |
| Format, Length: | Date, 10 (yyyy-mm-dd download format) |
| Values: | UI entry: Integer, between <RDDyear> and <RDDYear - 2> |
| Allows Null: | Yes |
| Default: | None |
| Usage: | |
| Notes: | residency table |
| Xap Field: | yearRegisteredVoterInNonCAState |

| | |
|--------------------|---|
| Revision Log: | ~~ |
| Question Text: | If Yes, what was the most recent year? [textbox] |
| Conditions: | Appears only if Registered To Vote Outside California is 'Yes'. |
| Additional Text: | None |
| Response Options: | Four-digit year. |
| Hover Help: | "Enter the year in which <you/your parent or guardian> most recently registered to vote in a state other than California." [Spanish: "Entre el año en que <usted/su padre o guarda> más recientemente registro p votar en un estado que no sea California."] |
| Pop-Up Help: | None |
| Field Error Check: | Must be year portion of <RDD>, <RDD minus 1 year>, or <RDD minus 2 years>; else error message, "For '<have you/has your parent or guardian> registered to vote in another state', the year must be between <RDDyear minus 2 years> and <RDDyear>." |
| Page Error Check: | Required response; else error message, "You must specify the year that <you/your parent or guardian> registered to vote in another state." |
| Notes: | None |
| Data Element: | residency: ca_outside_voted_year |

Residence for College Outside California

| | |
|-----------------|--|
| Data Element: | ca_outside_college |
| Description: | Response to whether applicant (or parent/guardian) has declared residency outside California to attend a college or university in the 2 years prior to RDD |
| Format, Length: | boolean, 1 |
| Values: | 1 = True/Yes 0 = False/No |
| Allows Null: | Yes |
| Default: | None |
| Usage: | |
| Notes: | residency table |
| Xap Field: | residentAtNonCACollege |

| | |
|--------------------|--|
| Revision Log: | ~~ |
| Question Text: | Since <RDD minus 2 years>, have you declared residency at an out-of-state college or university? [radio button] Yes [radio button] No |
| Conditions: | Always If Subject to Parent/Guardian is 'Yes', question text will begin: "Since <RDD minus 2 years>, has your parent or guardian declared residency ..." |
| Additional Text: | None |
| Response Options: | As shown in Question Text. |
| Hover Help: | [Spanish: "Haga clic en Yes si, desde <RDD minus 2 years>, <si usted/su padre o guarda han> declarado residencia en un colegio o Universidad en un estado que no sea California. De lo contrario, haga clic en No."] |
| Pop-Up Help: | None |
| Field Error Check: | None |
| Page Error Check: | Required selection; else error message, "You must indicate whether or not <you have/your parent or guardian has> declared residency at an out-of- state college or university." |
| Notes: | None |
| Data Element: | residency: ca_outside_college |

Residence for College Outside California: Year

| | |
|-----------------|---|
| Data Element: | ca_outside_college_year |
| Description: | Most recent year indicated for declaring residency outside California to attend a college or university |
| Format, Length: | Date, 10 (yyyy-mm-dd download format) |
| Values: | UI entry: Integer, between <RDDyear> and <RDDYear – 2> |
| Allows Null: | Yes |
| Default: | None |
| Usage: | |
| Notes: | residency table |

| | |
|--------------------|---|
| Xap Field: | yearResidentAtNonCACollege |
| Revision Log: | ~~ |
| Question Text: | If Yes, what was the most recent year? [textbox] |
| Conditions: | Appears only if Residence for College Outside California is 'Yes'. |
| Additional Text: | None |
| Response Options: | Four-digit year. |
| Hover Help: | <p>“Enter the year in which <you/your parent or guardian> most recently declared residency at a college or university in a state other than California.”</p> <p>[Spanish: "Entre el año en que <usted/su padre o guarda> más recientemente declaró residencia en un colegio o Universidad en un estado que no sea California."]</p> |
| Pop-Up Help: | None |
| Field Error Check: | Must be year portion of <RDD>, <RDD minus 1 year>, or <RDD minus 2 years>; else error message, “For ‘<have you/has your parent or guardian> declared residency at an out-of-state college or university’, the year must be between <RDDyear minus 2 years> and <RDDyear>.” |
| Page Error Check: | Required response; else error message, “You must specify the year that <you/your parent or guardian> declared residency at an out-of-state college or university.” |
| Notes: | None |
| Data Element: | residency: ca_outside_college_year |

Lawsuit Outside California

| | |
|-----------------|---|
| Data Element: | ca_outside_lawsuit |
| Description: | Response to whether applicant (or parent/guardian) has instituted a legal petition outside California in the 2 years prior to RDD |
| Format, Length: | boolean, 1 |
| Values: | 1 = True/Yes 0 = False/No |
| Allows Null: | Yes |
| Default: | None |
| Usage: | |
| Notes: | residency table |

| | |
|--------------------|---|
| Xap Field: | lawsuitNonCAState |
| Revision Log: | ~~ |
| Question Text: | Since <RDD minus 2 years>, have you petitioned for a lawsuit or a divorce as a resident in another state? [radio button] Yes [radio button] No |
| Conditions: | Always If Subject to Parent/Guardian is 'Yes', question text will begin: "Since <RDD minus 2 years>, has your parent or guardian petitioned ..." |
| Additional Text: | None |
| Response Options: | As shown in Question Text. |
| Hover Help: | [Spanish: "Haga clic en Yes si, desde <RDD minus 2 years>, <si usted/su padre o guarda> presentó una demanda o un divorcio como residente en un estado que no sea California. De lo contrario, haga clic en No."] |
| Pop-Up Help: | None |
| Field Error Check: | None |
| Page Error Check: | Required selection; else error message, "You must indicate whether or not <you have/your parent or guardian has> petitioned for a lawsuit or a divorce as a resident in another state." |
| Notes: | None |
| Data Element: | residency: ca_outside_lawsuit |

Lawsuit Outside California: Year

| | |
|-----------------|--|
| Data Element: | ca_outside_lawsuit_year |
| Description: | Most recent year indicated for petitioning for a lawsuit or a divorce as a resident in another state |
| Format, Length: | Date, 10 (yyyy-mm-dd download format) |
| Values: | UI entry: Integer, between <RDDyear> and <RDDYear - 2> |
| Allows Null: | Yes |
| Default: | None |
| Usage: | |

| | |
|--------------------|---|
| Notes: | residency table |
| Xap Field: | yearLawsuitOutsideCalifornia |
| Revision Log: | ~~ |
| Question Text: | If Yes, what was the most recent year? [textbox] |
| Conditions: | Appears only if Lawsuit Outside California is 'Yes'. |
| Additional Text: | None |
| Response Options: | Four-digit year. |
| Hover Help: | "Enter the year in which <you/your parent or guardian> most recently petitioned for a lawsuit or a divorce as a resident in a state other than California." [Spanish: "Entre el año en que <usted/su padre o guarda> más recientemente presentó una demanda o un divorcio como residente en un estado que no sea California."] |
| Pop-Up Help: | None |
| Field Error Check: | Must be year portion of <RDD>, <RDD minus 1 year>, or <RDD minus 2 years>; else error message, "For '<have you/has your parent or guardian> petitioned for a lawsuit or a divorce as a resident in another state', the year must be between <RDDyear minus 2 years> and <RDDyear>." |
| Page Error Check: | Required response; else error message, "You must specify the year that <you/your parent or guardian> petitioned for a lawsuit or a divorce as a resident in another state." |
| Notes: | None |
| Data Element: | residency: ca_outside_lawsuit_year |

Residency Status

| | |
|-----------------|---|
| Data Element: | res_status |
| Description: | Applicant's preliminary residency status as calculated by the Residency Algorithm in the Submission Calculations Service. |
| Format, Length: | bpchar, 1 |
| Values: | 1 = Resident 2 = Possible Resident. Documentation Required. 3 = Non-resident |
| Allows Null: | No |

| | |
|---------------|---|
| Default: | None |
| Usage: | Used by colleges as a preliminary indication of residency. Colleges have the responsibility to obtain appropriate documentation and make a final residency determination for every applicant. |
| Notes: | Populated by Submission Calculation Service (Residency Algorithm); for details, see OpenCCC Apply Submission Calculations Service specification. residency table Appendix A: Submission Calculation Logic & Residency Algorithm on page 196 |
| Xap Field: | residencyStatus |
| Revision Log: | ~~ |

Residency Status Change

| | |
|-----------------|---|
| Data Element: | res_status_change |
| Description: | Whether applicant's Residency Status is different than the Residency Status calculated in previous application(s) |
| Format, Length: | boolean, 1 |
| Values: | 1 = True/Yes 0 = False/No |
| Allows Null: | No |
| Default: | None |
| Usage: | Alerts colleges to potential residency fraud. |
| Notes: | Populated by Submission Calculation Service (Residency Algorithm); for details, see OpenCCC Apply Submission Calculations Service specification. This data element may evolve as college needs regarding residency change information are explored further. residency table Appendix A: Submission Calculation Logic & Residency Algorithm on page 196 |
| Xap Field: | residencyStatusChange |
| Revision Log: | ~~ |

Previous Residency Date

| | |
|-----------------|--|
| Data Element: | res_prev_date |
| Description: | Date of most recent application when applicant's Residency Status was different than the Residency Status calculated for this application |
| Format, Length: | date, 10 (yyyy-mm-dd download format) |
| Values: | Valid date |
| Allows Null: | Yes |
| Default: | None |
| Usage: | Alerts colleges to potential residency fraud. |
| Notes: | <p>Populated by Submission Calculation Service (Residency Algorithm); for details, see OpenCCC Apply Submission Calculations Service specification.</p> <p>This data element may evolve as college needs regarding residency change information are explored further.</p> <p>residency table</p> <p>Appendix A: Submission Calculation Logic & Residency Algorithm on page 196</p> |
| Xap Field: | previousResidencyDate |
| Revision Log: | ~~ |

Residency Integrity Flags

| | |
|-----------------|--|
| Data Element: | integrity_flags |
| Description: | Residency Integrity Flags generated by the Residency Algorithm in the Submission Calculation Service |
| Format, Length: | character varying(255) |
| Values: | <p>2-character codes, comma-delimited.</p> <p>Codes are sorted in ascending order.</p> <p>For valid codes and their meanings, see the table of Residency Integrity Flags in OpenCCC Apply Submission Calculations Service specification.</p> |
| Allows Null: | No |
| Default: | None |

| | |
|---------------|---|
| Usage: | Alerts college A&R personnel to reasons for the preliminary residency and ineligibility calculations and/or to responses that might require documentation or warrant special attention when making a final residency determination or admission decision. |
| Notes: | Populated by Submission Calculation Service (Residency Algorithm); for details, see OpenCCC Apply Submission Calculations Service specification. residency table Appendix A: Submission Calculation Logic & Residency Algorithm on page 196 |
| Xap Field: | integrityFlags |
| Revision Log: | ~~ |

Ineligible for Admission Flag

| | |
|-----------------|---|
| Data Element: | adm_ineligible |
| Description: | Applicant's eligibility for admission as calculated by the Submission Calculation Service |
| Format, Length: | smallint, 1 |
| Values: | 0 = Applicant is eligible for admission 1 = Applicant is ineligible for admission 2 = Applicant is HS grad under 18 as of RDD; eligible for admission with documentation |
| Allows Null: | No |
| Default: | None |
| Usage: | Alerts colleges to applicants who are not, or may not be, eligible for admission. |
| Notes: | Populated by Submission Calculation Service; for details, see OpenCCC Apply Submission Calculations Service specification. residency table Appendix A: Submission Calculation Logic & Residency Algorithm on page 196 |
| Xap Field: | ineligibilityFlag |
| Revision Log: | ~~ |

Eligible for AB540 Waiver

| | |
|---------------|------------|
| Data Element: | elig_ab540 |
|---------------|------------|

| | |
|-----------------|--|
| Description: | Whether applicant is eligible for AB540 tuition waiver, as determined by the Submission Calculation Service |
| Format, Length: | boolean, 1 |
| Values: | 1 = True/Yes 0 = False/No |
| Allows Null: | No |
| Default: | None |
| Usage: | Alerts college Financial Aid personnel to applicants who are eligible for AB540 tuition waiver. Determines whether AB540 information and links are included on the Links and Opportunities page. |
| Notes: | Populated by Submission Calculation Service; for details, see CCCApply Submission Calculations Service specification. residency table Appendix A: Submission Calculation Logic & Residency Algorithm on page 196 |
| Xap Field: | eligibleForWaiver |
| Revision Log: | ~~ |

Financial Aid Referral Flag

| | |
|-----------------|--|
| Data Element: | fin_aid_ref |
| Description: | Whether applicant has indicated interest in or need for financial aid, as determined by the Submission Calculation Service. |
| Format, Length: | boolean, 1 |
| Values: | 1 = True/Yes 0 = False/No |
| Allows Null: | No |
| Default: | None |
| Usage: | Alerts college Financial Aid personnel to applicants who are interested in financial aid. Determines whether FAFSA link (and later, BOGFW link) is included on the Links and Opportunities page. |
| Notes: | Populated by Submission Calculation Service; for details, see OpenCCC Apply Submission Calculations Service specification. Currently no data element in OpenCCC Apply database. |

| | |
|---------------|--|
| | residency table <i>Appendix A: Submission Calculation Logic & Residency Algorithm</i> on page 196 |
| Xap Field: | financialAidReferral |
| Revision Log: | ~~ |

Needs & Interests

The tables in this section show the data element information for the fields that are populated on the Needs & Interests tab of the CCCApply standard application.

Once an applicant submits their application, their responses to the needs and interests questions are mapped and stored in the submitted_application table (i.e. a response to “Comfortable with English” is stored in the comfortable_english column) and are available for download.

Summary Table of Needs & Interests Values

The values below represent a summary of the values stored in the system ni_id table as displayed below. Once an applicant's application is submitted, responses to these questions are stored and available for download from the single submitted_application table. For details on the values you can download, see the tables in that follow the table below.

| ni_id | Question |
|-------|---|
| 1 | Comfortable with English = No |
| 2 | Financial Aid Info = Yes |
| 3 | Receiving TANF, SSI, General Assistance = Yes |
| 4 | Foster Youth = Yes (Question removed from application – October 2014) |
| 5 | Athletic Interest = Yes, including intercollegiate |
| 6 | Athletic Interest = Yes, but not intercollegiate |
| 7 | Academic Counseling/Advising = Yes (checked) |
| 8 | Basic Skills (reading, writing, math) = Yes (checked) |
| 9 | CalWorks = Yes (checked) |
| 10 | Career Planning = Yes (checked) |
| 11 | Child Care = Yes (checked) |
| 12 | Counseling - Personal = Yes (checked) |
| 13 | DSPS - Disabled Student Programs and Services = Yes (checked) |
| 18 | Employment Assistance = Yes (checked) |
| 14 | EOPS - Extended Opportunity Programs and Services = Yes (checked) |
| 15 | ESL - English as a Second Language = Yes (checked) |
| 16 | Health Services = Yes (checked) |

| | |
|----|--|
| 17 | Housing Information = Yes (checked) |
| 19 | Online Classes = Yes (checked) |
| 20 | Re-entry Program (after 5 years out) = Yes (checked) |
| 21 | Scholarship Information = Yes (checked) |
| 22 | Student Government = Yes (checked) |
| 23 | Testing, Assessment, Orientation = Yes (checked) |
| 24 | Transfer Information = Yes (checked) |
| 25 | Tutoring Services = Yes (checked) |
| 26 | Veterans Services = Yes (checked) |

Comfortable With English

| | |
|--------------------|--|
| Data Element: | comfortable_english |
| Description: | Question to assess applicant's comfort level in reading/writing English. |
| Format: | boolean |
| Length: | Downloads as "t" or "f" when format length is set to 1, or "true" or "false" if format length is set to 5 |
| Question Text: | Are you comfortable reading and writing English? Yes [radio button, clearable] No [radio button, clearable] |
| Conditions: | Always |
| Additional Text: | None |
| Response Options: | Yes radio button, No radio button, or no selection |
| Allows Null: | Yes |
| Pop-Up Help: | None |
| Field Error Check: | None |
| Page Error Check: | None |
| Notes: | In 2003, the current form of this question was implemented to better identify applicants who might need language assistance. Response is optional. |
| XAP Field: | |
| Revision Log: | |

Financial Aid Information

| | |
|--------------------|---|
| Data Element: | financial_assistance |
| Description: | Question that allows applicant to express interest in receiving information about money for college |
| Format: | boolean |
| Length: | Downloads as "t" or "f" when format length is set to 1, or "true" or "false" if format length is set to 5 |
| Question Text: | Are you interested in receiving information about money for college? Yes [radio button, clearable] No [radio button, clearable] |
| Conditions: | Always |
| Additional Text: | None |
| Response Options: | Yes readio button, No radio button, or no selection |
| Allows Null: | Yes |
| Pop-Up Help: | None |
| Field Error Check: | None |
| Page Error Check: | None |
| Notes: | None |
| XAP Field: | |
| Revision Log: | |

Receiving TANF, SSI, General Assistance

| | |
|-------------------|---|
| Data Element: | tanf_ssi_ga |
| Description: | To assess if the applicant is currently receiving TANF/CalWORKs, SSI, or General Assistance |
| Format: | boolean |
| Length: | Downloads as "t" or "f" when format length is set to 1, or "true" or "false" if format length is set to 5 |
| Question Text: | Are you receiving TANF/CalWORKs, SSI, or General Assistance? Yes [radio button, clearable] No [radio button, clearable] |
| Conditions: | Always |
| Additional Text: | None |
| Response Options: | Yes readio button, No radio button, or no selection |

| | |
|--------------------|------|
| Allows Null: | Yes |
| Pop-Up Help: | None |
| Field Error Check: | None |
| Page Error Check: | None |
| Notes: | None |
| XAP Field: | |
| Revision Log: | |

Athletic Interest: Intercollegiate

| | |
|-------------------|---|
| Data Element: | athletic_intercollegiate |
| Description: | On the Needs & Interests tab (Athletic Interest field group) applicant can indicate interest in intercollegiate team sports participation |
| Format: | boolean |
| Length: | Downloads as "t" or "f" when format length is set to 1, or "true" or "false" if format length is set to 5 |
| Question Text: | Are you interested in participating in a sport while attending college? [radio button] Yes, I am interested in one or more sports, including the possibility of playing on an <u>intercollegiate team</u> . |
| Conditions: | Always |
| Additional Text: | (Your response does not obligate you in any way. To be eligible to participate on an intercollegiate team, you must be enrolled in at least 12 units.) |
| Response Options: | Yes radio button or no selection |
| Allows Null: | Yes |
| Pop-Up Help: | <p>Levels of College Sports</p> <p>California Community Colleges generally offer the opportunity to participate in sports at various levels, though not all colleges offer sports at all levels.</p> <p>At the highest level, intercollegiate teams (also called 'varsity teams') represent the college in competition against other colleges, typically in conferences under the authority of the California Community Colleges Athletic Association (CCCAA). For more about this level of college sports, see the website for the CCCAA (www.cccaasports.org {hyperlink opens in another tab/window}) and the college's website. {replace 'the college's website' with 'the <CollegeName> website (<URL/hyperlink>}' if feasible}.</p> <p>Intramural and club sports allow students to participate at a less rigorous level than the intercollegiate teams and/or to play a sport for which the college does not field an intercollegiate team. In intramural sports, several teams from the college play each other in</p> |

| | |
|--------------------|--|
| | college-sponsored competitions. In club sports, the clubs are sanctioned by the college but make or find their own opportunities for competition. |
| Field Error Check: | None |
| Page Error Check: | Required selection of one radio button in the Athletic Interest field group; else error message, "You must specify whether or not you are interested in participating in a sport while attending college." |
| Notes: | This question is intended to be used as a key for determining which applicants will receive a Title IX survey from the college. |
| XAP Field: | |
| Revision Log: | |

Athletic Interest: Intramural

| | |
|-------------------|--|
| Data Element: | athletic_intramural |
| Description: | On the Needs & Interests tab (Athletic Interest field group) applicant can indicate interest in intramural sports participation. |
| Format: | boolean |
| Length: | Downloads as "t" or "f" when format length is set to 1, or "true" or "false" if format length is set to 5 |
| Question Text: | Are you interested in participating in a sport while attending college? [radio button] Yes, I am interested in <u>intramural or club sports</u> , but not in playing on an intercollegiate team. |
| Conditions: | Always |
| Additional Text: | (Your response does not obligate you in any way. To be eligible to participate on an intercollegiate team, you must be enrolled in at least 12 units.) |
| Response Options: | Yes radio button or no selection |
| Allows Null: | Yes |
| Pop-Up Help: | <p>Levels of College Sports</p> <p>California Community Colleges generally offer the opportunity to participate in sports at various levels, though not all colleges offer sports at all levels.</p> <p>At the highest level, intercollegiate teams (also called 'varsity teams') represent the college in competition against other colleges, typically in conferences under the authority of the California Community Colleges Athletic Association (CCCAA). For more about this level of college sports, see the website for the CCCAA (www.cccaasports.org {hyperlink opens in another tab/window}) and the college's website. {replace 'the college's website' with 'the <CollegeName> website (<URL/hyperlink>)' if feasible}</p> <p>Intramural and club sports allow students to participate at a less rigorous level than the intercollegiate teams and/or to play a sport for which the college does not field an intercollegiate team. In intramural sports, several teams from the college play each other in</p> |

| | |
|--------------------|--|
| | college-sponsored competitions. In club sports, the clubs are sanctioned by the college but make or find their own opportunities for competition. |
| Field Error Check: | None |
| Page Error Check: | Required selection of one radio button in the Athletic Interest field group; else error message, "You must specify whether or not you are interested in participating in a sport while attending college." |
| Notes: | This question is intended to be used as a key for determining which applicants will receive a Title IX survey from the college. |
| XAP Field: | |
| Revision Log: | |

Athletic Interest: No

| | |
|--------------------|--|
| Data Element: | athletic_not_interested |
| Description: | On the Needs & Interests (Athletic Interest field group) applicant can indicate they are not interested in sports participation. |
| Format: | boolean |
| Length: | Downloads as "t" or "f" when format length is set to 1, or "true" or "false" if format length is set to 5 |
| Question Text: | Are you interested in participating in a sport while attending college? [radio button] No, I am not interested in participating in a sport (beyond taking P.E. classes). |
| Conditions: | Always |
| Additional Text: | (Your response does not obligate you in any way. To be eligible to participate on an intercollegiate team, you must be enrolled in at least 12 units.) |
| Response Options: | No radio button or no selection |
| Allows Null: | Yes |
| Pop-Up Help: | None |
| Field Error Check: | None |
| Page Error Check: | Required selection of one radio button in the Athletic Interest field group; else error message, "You must specify whether or not you are interested in participating in a sport while attending college." |
| Notes: | This question is intended to be used as a key for determining which applicants will receive a Title IX survey from the college. |
| XAP Field: | |
| Revision Log: | |

Academic Counseling/Advising

| | |
|--------------------|---|
| Data Element: | academic_counseling |
| Description: | To indicate interest in academic advising |
| Format: | boolean |
| Length: | Downloads as "t" or "f" when format length is set to 1, or "true" or "false" if format length is set to 5 |
| Question Text: | [check box] Academic counseling/advising |
| Conditions: | Always |
| Additional Text: | Check the programs and services in which you are interested. (Not all college campuses offer every program and service listed.) |
| Response Options: | Selection or no selection |
| Allows Null: | Yes |
| Pop-Up Help: | None |
| Field Error Check: | None |
| Page Error Check: | None |
| Notes: | |
| XAP Field: | |
| Revision Log: | |

Basic Skills

| | |
|-------------------|---|
| Data Element: | basic_skills |
| Description: | To indicate interest in assistance with reading, writing, or math |
| Format: | boolean |
| Length: | Downloads as "t" or "f" when format length is set to 1, or "true" or "false" if format length is set to 5 |
| Question Text: | [check box] Basic skills (reading, writing, math) |
| Conditions: | Always |
| Additional Text: | Check the programs and services in which you are interested. (Not all college campuses offer every program and service listed.) |
| Response Options: | Selection or no selection |

| | |
|--------------------|------|
| Allows Null: | Yes |
| Pop-Up Help: | None |
| Field Error Check: | None |
| Page Error Check: | None |
| Notes: | |
| XAP Field: | |
| Revision Log: | |

CalWorks

| | |
|--------------------|---|
| Data Element: | calworks |
| Description: | To indicate interest in CalWORKs monetary aid and services |
| Format: | boolean |
| Length: | Downloads as "t" or "f" when format length is set to 1, or "true" or "false" if format length is set to 5 |
| Question Text: | [check box] CalWorks |
| Conditions: | Always |
| Additional Text: | Check the programs and services in which you are interested. (Not all college campuses offer every program and service listed.) |
| Response Options: | Selection or no selection |
| Allows Null: | Yes |
| Pop-Up Help: | None |
| Field Error Check: | None |
| Page Error Check: | None |
| Notes: | |
| XAP Field: | |
| Revision Log: | |

Career Planning

| | |
|---------------|--|
| Data Element: | career_planning |
| Description: | To indicate interest in career planning assistance |

| | |
|--------------------|---|
| Format: | boolean |
| Length: | Downloads as "t" or "f" when format length is set to 1, or "true" or "false" if format length is set to 5 |
| Question Text: | [check box] Career planning |
| Conditions: | Always |
| Additional Text: | Check the programs and services in which you are interested. (Not all college campuses offer every program and service listed.) |
| Response Options: | Selection or no selection |
| Allows Null: | Yes |
| Pop-Up Help: | None |
| Field Error Check: | None |
| Page Error Check: | None |
| Notes: | |
| XAP Field: | |
| Revision Log: | |

Child Care

| | |
|--------------------|---|
| Data Element: | child_care |
| Description: | To indicate interest in child care assistance |
| Format: | boolean |
| Length: | Downloads as "t" or "f" when format length is set to 1, or "true" or "false" if format length is set to 5 |
| Question Text: | [check box] Child care |
| Conditions: | Always |
| Additional Text: | Check the programs and services in which you are interested. (Not all college campuses offer every program and service listed.) |
| Response Options: | Selection or no selection |
| Allows Null: | Yes |
| Pop-Up Help: | None |
| Field Error Check: | None |
| Page Error Check: | None |

| | |
|---------------|--|
| Notes: | |
| XAP Field: | |
| Revision Log: | |

Counseling - Personal

| | |
|--------------------|---|
| Data Element: | counseling_personal |
| Description: | To indicate interest in personal counseling |
| Format: | boolean |
| Length: | Downloads as "t" or "f" when format length is set to 1, or "true" or "false" if format length is set to 5 |
| Question Text: | [check box] Counseling - personal |
| Conditions: | Always |
| Additional Text: | Check the programs and services in which you are interested. (Not all college campuses offer every program and service listed.) |
| Response Options: | Selection or no selection |
| Allows Null: | Yes |
| Pop-Up Help: | None |
| Field Error Check: | None |
| Page Error Check: | None |
| Notes: | |
| XAP Field: | |
| Revision Log: | |

Disabled Student Programs and Services (DSPS)

| | |
|----------------|---|
| Data Element: | dsps |
| Description: | To indicate interest in disabled student programs and services |
| Format: | boolean |
| Length: | Downloads as "t" or "f" when format length is set to 1, or "true" or "false" if format length is set to 5 |
| Question Text: | [check box] DSPS - Disabled Student Programs and Services |
| Conditions: | Always |

| | |
|--------------------|---|
| Additional Text: | Check the programs and services in which you are interested. (Not all college campuses offer every program and service listed.) |
| Response Options: | Selection or no selection |
| Allows Null: | Yes |
| Pop-Up Help: | None |
| Field Error Check: | None |
| Page Error Check: | None |
| Notes: | |
| XAP Field: | |
| Revision Log: | |

Extended Opportunity Programs and Services (EOPS)

| | |
|--------------------|--|
| Data Element: | eops |
| Description: | To indicate interest in extended opportunity programs and services (academic, financial, and/or encouragement for eligible students) |
| Format: | boolean |
| Length: | Downloads as "t" or "f" when format length is set to 1, or "true" or "false" if format length is set to 5 |
| Question Text: | [check box] EOPS - Extended Opportunity Programs and Services |
| Conditions: | Always |
| Additional Text: | Check the programs and services in which you are interested. (Not all college campuses offer every program and service listed.) |
| Response Options: | Selection or no selection |
| Allows Null: | Yes |
| Pop-Up Help: | None |
| Field Error Check: | None |
| Page Error Check: | None |
| Notes: | |
| XAP Field: | |
| Revision Log: | |

English as a Second Language (ESL)

| | |
|--------------------|---|
| Data Element: | esl |
| Description: | To indicate interest in English as a second language support and/or programs |
| Format: | boolean |
| Length: | Downloads as "t" or "f" when format length is set to 1, or "true" or "false" if format length is set to 5 |
| Question Text: | [check box] ESL - English as a second language |
| Conditions: | Always |
| Additional Text: | Check the programs and services in which you are interested. (Not all college campuses offer every program and service listed.) |
| Response Options: | Selection or no selection |
| Allows Null: | Yes |
| Pop-Up Help: | None |
| Field Error Check: | None |
| Page Error Check: | None |
| Notes: | |
| XAP Field: | |
| Revision Log: | |

Health Services

| | |
|-------------------|---|
| Data Element: | health_services |
| Description: | To indicate interest in health services |
| Format: | boolean |
| Length: | Downloads as "t" or "f" when format length is set to 1, or "true" or "false" if format length is set to 5 |
| Question Text: | [check box] Health services |
| Conditions: | Always |
| Additional Text: | Check the programs and services in which you are interested. (Not all college campuses offer every program and service listed.) |
| Response Options: | Selection or no selection |
| Allows Null: | Yes |

| | |
|--------------------|------|
| Pop-Up Help: | None |
| Field Error Check: | None |
| Page Error Check: | None |
| Notes: | |
| XAP Field: | |
| Revision Log: | |

Housing Information

| | |
|--------------------|---|
| Data Element: | housing_info |
| Description: | To indicate interest in student housing information |
| Format: | boolean |
| Length: | Downloads as "t" or "f" when format length is set to 1, or "true" or "false" if format length is set to 5 |
| Question Text: | [check box] Housing information |
| Conditions: | Always |
| Additional Text: | Check the programs and services in which you are interested. (Not all college campuses offer every program and service listed.) |
| Response Options: | Selection or no selection |
| Allows Null: | Yes |
| Pop-Up Help: | None |
| Field Error Check: | None |
| Page Error Check: | None |
| Notes: | |
| XAP Field: | |
| Revision Log: | |

Employment Assistance

| | |
|---------------|---|
| Data Element: | employment_assistance |
| Description: | To indicate interest in employment assistance |
| Format: | boolean |

| | |
|--------------------|---|
| Length: | Downloads as "t" or "f" when format length is set to 1, or "true" or "false" if format length is set to 5 |
| Question Text: | [check box] Employment assistance |
| Conditions: | Always |
| Additional Text: | Check the programs and services in which you are interested. (Not all college campuses offer every program and service listed.) |
| Response Options: | Selection or no selection |
| Allows Null: | Yes |
| Pop-Up Help: | None |
| Field Error Check: | None |
| Page Error Check: | None |
| Notes: | |
| XAP Field: | |
| Revision Log: | |

Online Classes

| | |
|--------------------|---|
| Data Element: | online_classes |
| Description: | To indicate interest in online classes |
| Format: | boolean |
| Length: | Downloads as "t" or "f" when format length is set to 1, or "true" or "false" if format length is set to 5 |
| Question Text: | [check box] Online classes |
| Conditions: | Always |
| Additional Text: | Check the programs and services in which you are interested. (Not all college campuses offer every program and service listed.) |
| Response Options: | Selection or no selection |
| Allows Null: | Yes |
| Pop-Up Help: | None |
| Field Error Check: | None |
| Page Error Check: | None |

| | |
|---------------|--|
| Notes: | |
| XAP Field: | |
| Revision Log: | |

Re-Entry Program (After 5 Years Out)

| | |
|--------------------|---|
| Data Element: | reentry_program |
| Description: | To indicate interest in reentry programs |
| Format: | boolean |
| Length: | Downloads as "t" or "f" when format length is set to 1, or "true" or "false" if format length is set to 5 |
| Question Text: | [check box] Re-entry program (after 5 years out) |
| Conditions: | Always |
| Additional Text: | Check the programs and services in which you are interested. (Not all college campuses offer every program and service listed.) |
| Response Options: | Selection or no selection |
| Allows Null: | Yes |
| Pop-Up Help: | None |
| Field Error Check: | None |
| Page Error Check: | None |
| Notes: | |
| XAP Field: | |
| Revision Log: | |

Scholarship Information

| | |
|----------------|---|
| Data Element: | scholarship_info |
| Description: | To indicate interest in scholarship information |
| Format: | boolean |
| Length: | Downloads as "t" or "f" when format length is set to 1, or "true" or "false" if format length is set to 5 |
| Question Text: | [check box] Scholarshp information |
| Conditions: | Always |

| | |
|--------------------|---|
| Additional Text: | Check the programs and services in which you are interested. (Not all college campuses offer every program and service listed.) |
| Response Options: | Selection or no selection |
| Allows Null: | Yes |
| Pop-Up Help: | None |
| Field Error Check: | None |
| Page Error Check: | None |
| Notes: | |
| XAP Field: | |
| Revision Log: | |

Student Government

| | |
|--------------------|---|
| Data Element: | student_government |
| Description: | To indicate interest in student government |
| Format: | boolean |
| Length: | Downloads as "t" or "f" when format length is set to 1, or "true" or "false" if format length is set to 5 |
| Question Text: | [check box] Student government |
| Conditions: | Always |
| Additional Text: | Check the programs and services in which you are interested. (Not all college campuses offer every program and service listed.) |
| Response Options: | Selection or no selection |
| Allows Null: | Yes |
| Pop-Up Help: | None |
| Field Error Check: | None |
| Page Error Check: | None |
| Notes: | |
| XAP Field: | |
| Revision Log: | |

Testing, Assessment, Orientation

| | |
|--------------------|---|
| Data Element: | testing_assessment |
| Description: | To indicate interest in testing, assessment, or orientation |
| Format: | boolean |
| Length: | Downloads as "t" or "f" when format length is set to 1, or "true" or "false" if format length is set to 5 |
| Question Text: | [check box] Testing, assessment, orientation |
| Conditions: | Always |
| Additional Text: | Check the programs and services in which you are interested. (Not all college campuses offer every program and service listed.) |
| Response Options: | Selection or no selection |
| Allows Null: | Yes |
| Pop-Up Help: | None |
| Field Error Check: | None |
| Page Error Check: | None |
| Notes: | |
| XAP Field: | |
| Revision Log: | |

Testing, Assessment, Orientation

| | |
|-------------------|---|
| Data Element: | testing_assessment |
| Description: | To indicate interest in testing, assessment, or orientation |
| Format: | boolean |
| Length: | Downloads as "t" or "f" when format length is set to 1, or "true" or "false" if format length is set to 5 |
| Question Text: | [check box] Testing, assessment, orientation |
| Conditions: | Always |
| Additional Text: | Check the programs and services in which you are interested. (Not all college campuses offer every program and service listed.) |
| Response Options: | Selection or no selection |
| Allows Null: | Yes |

| | |
|--------------------|------|
| Pop-Up Help: | None |
| Field Error Check: | None |
| Page Error Check: | None |
| Notes: | |
| XAP Field: | |
| Revision Log: | |

Transfer Information

| | |
|--------------------|---|
| Data Element: | transfer_info |
| Description: | To indicate interest in transfer information |
| Format: | boolean |
| Length: | Downloads as "t" or "f" when format length is set to 1, or "true" or "false" if format length is set to 5 |
| Question Text: | [check box] Transfer information |
| Conditions: | Always |
| Additional Text: | Check the programs and services in which you are interested. (Not all college campuses offer every program and service listed.) |
| Response Options: | Selection or no selection |
| Allows Null: | Yes |
| Pop-Up Help: | None |
| Field Error Check: | None |
| Page Error Check: | None |
| Notes: | |
| XAP Field: | |
| Revision Log: | |

Tutoring Services

| | |
|---------------|---|
| Data Element: | tutoring_services |
| Description: | To indicate interest in tutoring services |
| Format: | boolean |

| | |
|--------------------|---|
| Length: | Downloads as "t" or "f" when format length is set to 1, or "true" or "false" if format length is set to 5 |
| Question Text: | [check box] Tutoring services |
| Conditions: | Always |
| Additional Text: | Check the programs and services in which you are interested. (Not all college campuses offer every program and service listed.) |
| Response Options: | Selection or no selection |
| Allows Null: | Yes |
| Pop-Up Help: | None |
| Field Error Check: | None |
| Page Error Check: | None |
| Notes: | |
| XAP Field: | |
| Revision Log: | |

Veterans Services

| | |
|--------------------|---|
| Data Element: | veterans_servivces |
| Description: | To indicate interest in veterans services |
| Format: | boolean |
| Length: | Downloads as "t" or "f" when format length is set to 1, or "true" or "false" if format length is set to 5 |
| Question Text: | [check box] Veterans services |
| Conditions: | Always |
| Additional Text: | Check the programs and services in which you are interested. (Not all college campuses offer every program and service listed.) |
| Response Options: | Selection or no selection |
| Allows Null: | Yes |
| Pop-Up Help: | None |
| Field Error Check: | None |
| Page Error Check: | None |
| Notes: | |

| | |
|---------------|--|
| XAP Field: | |
| Revision Log: | |

Consent

The table below shows the fields that are populated from the Consent tab of the CCCApply standard application.

| | |
|-----------------|---|
| Data Element: | consent_indicator |
| Description: | Applicant's response to Consent to Release Information question. |
| Format, Length: | boolean, 1 |
| Values: | 1 = True/Yes 0 = False/No |
| Allows Null: | No |
| Default: | false |
| Usage: | Per CCCCCO legal, colleges should use this data element to determine how they will share information; and should forward it to MIS. |
| Notes: | <p>The Consent Question is required by the Legal Counsel of the CCC Chancellor's Office. The text, prompt, data value, access, and handling are defined by Legal Counsel and any changes require approval by Legal Counsel.</p> <p>This data is expected to be propagated throughout student information systems over time and circulate to the Chancellor's Office through MIS reporting. Accommodating this data item is likely to be mandated in the future.</p> |
| Xap Field: | consent |
| Revision Log: | ~~ |
| Question Text: | <p>The community colleges you attend and the Chancellor's Office of the California Community Colleges request your help. We ask that you agree to allow us to release necessary personal information about you to various agencies and organizations so we can do research, plan programs and offer special services to you (such as transfer opportunity information or state financial aid). If you do agree to give your consent, your information will not be sold, used for commercial purposes, released to the public, or given to other government agencies for purposes of determining benefits (other than financial aid), except where specifically required by law. In addition, if you do consent to release of your information, those organizations and agencies to which your information is given are prohibited by law from using it for any unauthorized purpose or releasing it to anyone else. If you do not give your consent, personal information about you will not be shared with other organizations or agencies except where allowed by law. You should also know that, answering "no" to this question will not prevent release of certain "directory information" about you. To learn more about directory information or how to block its release, see the Privacy Policy.</p> <p>I authorize the Chancellor's Office, California Community Colleges, and the community colleges I am attending to release necessary personal information contained in my education records, including my Social Security number, for the purposes described in the Full Statement of Consent:</p> <p>[radio button] Yes, I consent [radio button] No, I do not consent</p> |

| | |
|--------------------------------|--|
| Conditions: | Always |
| Additional Text: | Be sure to read the Full Statement of Consent before deciding whether or not to grant your consent. To change your authorization, notify the college admissions office in writing. |
| Response Options: | As shown in Question Text. |
| Pop-Up Help, Privacy Policy: | Privacy Policy TBD |
| Pop-Up Help: Full Statement of | Full Statement of Consent |
| Consent: | <p>CCCApply asks you to give your consent to release of personal information about you. If you give consent to release of your information, you will be authorizing the Chancellor's Office, California Community Colleges, and the community colleges you are attending to release necessary personal information contained in your education records, including your Social Security number, for the following purposes:</p> <p>To federal or state agencies to evaluate jointly administered programs or to comply with reporting requirements;</p> <p>To data matching services to measure student success in transferring to four-year colleges or universities;</p> <p>To colleges, universities, or government agencies to promote outreach to students and to enhance transfer;</p> <p>To the California Student Aid Commission to facilitate the award of financial aid; and</p> <p>To organizations or agencies assisting the Chancellor's Office or the community colleges you attend with research and analysis.</p> |
| Field Error Check: | None |
| Page Error Check: | Request response; else error message, "You must indicate whether or not you give your consent." |
| Notes: | <p>The Consent Question is required by the Legal Counsel of the CCC Chancellor's Office. The text, prompt, data value, access, and handling are defined by Legal Counsel and any changes require approval by Legal Counsel.</p> <p>This data is expected to be propagated throughout student information systems over time and circulate to the Chancellor's Office through MIS reporting. Accommodating this data item is likely to be mandated in the future.</p> <p>Consent is not required for the applicant to submit the application.</p> |
| Data Element: | application: consent_indicator |

Submission

The tables in this section show the fields that may be populated from the submission of a CCCApply standard application.

IP Address

| | |
|-----------------------|--|
| Data Name: | ip_address |
| Description: | Applicant's IP address. |
| Last Revision: | |
| MIS Correlation: | None |
| Data Type/ Format: | varchar |
| Length: | 15 |
| Characteristics: | Downloadable Auto-populates upon application submission |
| Input Rules: | |
| Usage: | |
| Notes/Constraints: | None |
| Online Display: | None |
| Online Help: | None |
| Values - Labels: | Blank/null [internal default] |

Language Flag

| | |
|-----------------|---|
| Data Element: | app_lang |
| Description: | The state of the language toggle when the application is submitted. |
| Format, Length: | bpchar, 2 |
| Values: | es –Spanish en –English |

| | |
|---------------|---|
| Allows Null: | Yes |
| Default: | None |
| Usage: | |
| Notes: | This flag is included primarily for possible future use. application table |
| Xap Field: | spanishApplication |
| Revision Log: | ~~ |

Supplemental Questions Page Code

| | |
|-----------------|---|
| Data Element: | sup_page_code |
| Description: | A system code that identifies a particular Supplemental Questions page. |
| Format, Length: | varchar, 30 |
| Values: | 30-character code |
| Allows Null: | Yes |
| Default: | None |
| Usage: | Identifies the Supplemental Questions page (if any) that is included in this application. |
| Notes: | application table |
| Xap Field: | |
| Revision Log: | ~~ |

E-Signature Confirmation

| | |
|-----------------|---|
| Data Element: | esignature |
| Description: | Confirmation that applicant has provided the required electronic signature for submission of the application. |
| Format, Length: | boolean, 1 |
| Values: | 1 = True/Yes |
| Allows Null: | No |

| | |
|------------------------------|--|
| Default: | False |
| Usage: | User cannot submit unless = 1 Meets requirements for electronic signature in state law |
| Notes: | application table |
| Xap Field: | Application Certification Info |
| Revision Log: | ~~ |
| Question Text: | [checkbox] By checking here, I, <applicant full name>, declare that: <ol style="list-style-type: none"> 1. All of the information in this application pertains to me. 2. Under penalty of perjury, the statements and information submitted in this online admission application are true and correct. 3. I understand that falsification, withholding pertinent data, or failure to report changes in residency may result in District action. 4. I understand that all materials and information submitted by me for purposes of admission become the property of <college name>. |
| Conditions: | Always |
| Additional Text: | You are about to submit your application to <college name>. NO CHANGES can be made to your application once it is submitted. California state law* allows you to submit your application and residency information online with an electronic signature verification. Your completion of this page will provide the necessary verification for electronic submission. The security and privacy of the information in your submitted application are protected as described in the CCCApply Privacy Policy. * Section 54300 of subchapter 4.5 of chapter 5 of division 6 of title 5 of the California Code of Regulations. |
| Response Options: | Box must be checked. |
| Pop-Up Help, Privacy Policy: | Privacy Policy TBD |
| Field Error Check: | None |
| Page Error Check: | Required response; else error message, "You cannot submit your application unless you indicate agreement to the declarations regarding your application." |
| Notes: | This response serves as the applicant's electronic signature. |
| Data Element: | application: esignature |

Financial Aid Acknowledgement

| | |
|---------------|-------------|
| Data Element: | ack_fin_aid |
|---------------|-------------|

| | |
|--------------------|--|
| Description: | Acknowledgement that applicant is aware of financial aid opportunities. |
| Format, Length: | boolean, 1 |
| Values: | 1 = True/Yes |
| Allows Null: | No |
| Default: | false |
| Usage: | User cannot submit unless = 1 |
| Notes: | Financial aid acknowledgement is required by state law. application table |
| Xap Field: | CCCApply Finaid Confirmation |
| Revision Log: | ~~ |
| Question Text: | <p>[checkbox] By checking here, I, <applicant full name>, acknowledge understanding that:</p> <ol style="list-style-type: none"> 1. Federal and state financial aid programs are available and may include aid in the form of grants, work study, and/or any available student loans. I am aware that I may apply for assistance for up to the total cost of my education including enrollment fees, books & supplies, transportation, and room and board expense. 2. I may apply for financial assistance if I am enrolled in an eligible program of study (certificate, associate degree, or transfer), and may receive aid if qualified, regardless of whether I am enrolled full-time or part-time. 3. Financial aid program information and application assistance are available in the financial aid office at the college. The application is also available on- line. |
| Conditions: | Always |
| Additional Text: | Note: CCCApply will provide links to financial aid information and applications after you submit this application. You can also find financial aid information at http://www.icanaffordcollege.com and on most college websites. |
| Response Options: | Box must be checked. |
| Pop-Up Help: | None |
| Field Error Check: | None |
| Page Error Check: | Required response; else error message, "You cannot submit your application unless you acknowledge understanding the statements about financial aid." |
| Notes: | These financial aid acknowledgements are required per California state law. |
| Data Element: | application: ack_fin_aid |

Application Confirmation Number

| | |
|-----------------|--|
| Data Element: | confirmation |
| Description: | Confirmation Number assigned by the system when the application is submitted. |
| Format, Length: | varchar, 30 |
| Values: | The confirmation is a string version of the app_id and is created and saved during the in-progress application process as well as after the application is submitted. |
| Allows Null: | Yes |
| Default: | None |
| Usage: | For colleges and applicants, this is the number that identifies a particular submitted application. It is displayed on Application Confirmation page and elsewhere, including the Report Center. |
| Notes: | application table |
| Xap Field: | Application Confirmation Number Application Identifier Application Order ID |
| Revision Log: | ~~ |

Submission Timestamp

| | |
|-----------------|---|
| Data Element: | tstmp_submit |
| Description: | Date and time that the application was submitted. |
| Format, Length: | Timestamp with time zone |
| Values: | |
| Allows Null: | No |
| Default: | None |
| Usage: | Displayed in 'mm/dd/yyyy hh:mm:ss' format on Application Confirmation page and elsewhere. |
| Notes: | application table |
| Xap Field: | Application Date Submitted |
| Revision Log: | ~~ |

Appendix A: Submission Calculation Logic & Residency Algorithm

This section describes the application calculations that are made once the student submits an application for admission. Also included are the requirements for the service that performs these calculations.

Overview of Submission Calculations

Once an applicant submits an application and it is validated by the software, it is finalized from the applicant's point of view. The applicant's responses cannot be changed. At this point, there are several calculations to be performed before the application is ready for completion and downloading. These include:

- Residency calculations
 - Preliminary residency status
 - Residency change information
 - Residency integrity flags
- Financial aid flag
- AB540 eligibility flag
- Ineligibility-for-admission flag



Note: Any rules you may have created and applied to your application using the Administrator will run after the above calculations are performed, so that the rules can validate against accurate data.

Receiving Data from CCCApply

Initially, the Submission Calculation Service will operate only on submitted CCCApply applications. This document identifies all of the data elements that are needed for the various submission calculations. How the Submission Calculation Service will receive these data elements is beyond the scope of this document.

Returning Calculations to CCCApply

The Submission Calculation Service must respond to the CCCApply Service promptly with the results of its calculations, since those results will be used to determine some of the contents of the Links and Opportunities page.

Receiving Data from Other Sources and Returning Calculations to Them

There has been discussion about the Submission Calculation Service having the ability to receive data from other sources (such as XAP or a college that has its own online application) and to provide calculated data to those sources. The design of the Submission Calculation Service should allow this future possibility, but details of the communication with other sources/services are TBD.

Residency Algorithm (Preliminary Residency Calculation)

The residency calculation provided by CCCApply is a preliminary residency calculation only, not an actual or final residency determination. CCCApply does not ask the applicant for proofs of residency in any form. Actual residency determination remains the responsibility of the college to which the student applies. CCCApply does not reveal any indication of residency determination to the applicant. It is up to the colleges to communicate with the applicants about their residency status.

Areas of Residency Qualification

The CCCApply preliminary residency calculation is based upon four areas or categories of evaluation: citizenship, stay and intent, military exemptions, and other exemptions. The student is evaluated in each area separately. The area classifications (referred to as ‘classes’) are then processed to make the overall preliminary residency calculation.

Citizenship (Area A):

Area A indicates whether the applicant is a U.S. Citizen or an eligible non-U.S. Citizen. An applicant who indicates either U.S. citizenship or a status of Permanent Resident, Temporary Resident/Amnesty, or Refugee/Asylee (along with an unexpired alien registration number) is classified as A1. An applicant indicating an unexpired visa type that is eligible for residency is classified as A2. An applicant not qualifying either as A1 or A2 is classified as A0.

Stay and Intent (Area B):

Area B indicates whether the applicant meets the minimum requirements for duration of stay in California and activities consistent with residency in California. An applicant who meets requirements for residency with no contrary data is classified as B1. An applicant who meets requirements for residency but has some data that needs to be explained or documented is classified as B2. An applicant who does not meet requirements for residency is classified as B0.

Military Exemption (Area C):

Area C indicates whether the applicant is either an eligible active or discharged U.S. Military person or a dependent of such.

- C1 = Active military persons and their dependents
- C2 = Recently discharged military persons
- C0 = All others that are not C1 or C2

To be eligible for priority registration and other benefits, the state legislature has expanded the amount of time that these benefits apply to discharged veterans from one year prior to the RDD to three years prior to the RDD. As of the March 2016 CCCApply release, logic that was previously attached to the actual Military Status field values has been removed and replaced by the value supplied in the Military Discharge date field value.

Other Exemptions (Area D):

Area D indicates whether the applicant qualifies for a special residency exemption. A state college or university employee or dependent, a public school employee, or an eligible seasonal agricultural worker or dependent (not precluded by INS) is classified as D1. All others are classified as D0.

Area Criteria

The criteria and logic for evaluating each area of the residency algorithm are shown in Tables A through D and Figures 1 through 5. Evaluations are based on data elements reflecting the applicant’s answers to residency- related questions.



Note: Answers supplied in Areas B and D are in reference to the parent/guardian if the applicant is under age 19 and not independent (i.e., not married, in the military, or emancipated). “Evidence of Intent” rules in the Student Attending Accounting Manual (Chapter 2), based on Title 5 section 54024, specify “under 19 years” as the age criterion, superseding the definition of a “Minor” in general law as under age 18.

Residence Determination Date (RDD)

Residency determination is defined to be ‘as of the day before the term start date’. The day before the term start date is called the Residence Determination Date, or RDD. The RDD is used at several points in the area determination logic specified in Tables A through D.

Residency Integrity Flags

In addition to the preliminary residency determination (Residency Status), the area determination logic produces Residency Integrity Flags that provide additional information to help the colleges in their final residency determinations. Some Integrity Flags indicate why a Residency Status of 2 was assigned; others indicate applicant responses that did not affect the Residency Status but may warrant investigation or documentation.

Integrity flags are two-digit numeric codes, as defined in Table E. They are stored and downloaded in data element 'residency: res_int_flags', a string that can contain up to 26 flags. Refer to the OpenCCC Apply Data Dictionary for more information about this data element.

In addition to their basic function alerting A&R staff to specific information about an applicant's responses related to residency, Integrity Flags may be used to automate electronic responses back to the applicant with further instructions.

Identification of Data Elements

Tables A through E, the data elements are in the Residency Table unless a different table is identified (e.g., 'education: element_name' is in the Education Table).

Table A: Outline of Area A (Citizenship) Criteria in Residency Algorithm

| Step | Evaluation Statement | Data Elements & Logic | If Yes | If No |
|------|---|--|--------------------------------|--|
| 1 | Is the student a US citizen? | citizenship_status = 1 | Class A1 | Go to step 2 |
| 2 | Is the student's visa/alien registration active? | alien_reg_no_expire = 1 OR alien_reg_expire_date > RDD | Go to step 3 | Class A0 |
| 3 | Does the student have Permanent Resident, Temporary Resident/Amnesty, or Refugee/Asylee citizenship status? | citizenship_status = 2 OR citizenship_status = 3 OR citizenship_status = 4 | Go to step 4 | Go to step 6 |
| 4 | Does the student have an Alien Registration number? | alien_reg_number != null | Go to step 5 | Class A2 set flag 50 |
| 5 | Is issue date more than 1 year before RDD? | RDD minus alien_reg_issue_date > 365 (days) | Class A1 | Class A2 set flag 60 |
| 6 | Does the student have a visa that allows residency to be established? | visa_type has YES in 'Residency?' column of Table F. | Class A2 set flag 51 | Class A0 set flag 48 if visa Type = B, B1, or B2 |



Note: Class A1 indicates that no further proof of citizenship is needed. Class A2 indicates that the admissions office must obtain proof of citizenship status before residency can be determined.

Table B. Outline of Area B (Stay and Intent) Criteria in Residency Algorithm

| Step | Evaluation Statement | Data Elements & Logic | If Yes | If No |
|------|---|--|---|--------------------------------|
| 1 | Do out-of-state indicators support intent? | ca_outside_tax = 0 AND ca_outside_voted = 0 AND ca_outside_college = 0 AND ca_outside_lawsuit = 0 | Go to step 2 | Class B0 (go to step 2) |
| 2 | Has the applicant lived in California for two years prior to <u>RDD</u> ? | ca_res_2_years = 1 | Go to step 5 | Go to step 3 |
| 3 | Has the applicant been resident in CA for over a year prior to RDD? | ca_date_current != null AND ca_date_current < RDD minus 1 year | Class B2 (flag 59) go to step 5 | Go to step 4 |
| 4 | Is the applicant a current or former foster youth, under age 20, and now residing in California? | foster_youth_status != 0 AND RDD minus Birthdate < 20 years | Class B2 go to step 5 (flag 70) | Class B0 end |
| 5 | Has the applicant completed HS outside CA in last 2 years? | education: hs_state' != CA AND education: hs_comp_date RDD minus 2 years | Class B2 (flag 61) go to step 6 | Go to step 6 |
| 6 | Is the applicant in military with non CA home of record? | military_status = 2 AND (military_home_state' != CA OR military_legal_residence' != CA) | Class B2 flag 62) go to step 7 | Go to step 7 |
| 7 | Is the applicant under the care and control of a guardian, under 19 and unmarried? | 'over19OrMarried' = 0 AND 'guardianOrParentRelation' = G | Class B2 (flag 58) go to step 8 | Go to step 8 |
| 8 | Is the applicant's current address outside of California? | 'Mailing address - state' != CA | Class B2 (flag 01) go to step 9 | Go to step 9 |
| 9 | Is the applicant's permanent address outside of California? | 'Permanent address - state' != CA | Class B2 (flag 02) go to step 10 | Go to step 10 |
| 10 | Is the applicant under 19 as of RDD with last high school out-of-state? | <u>RDD</u> minus 19 years > personal_info: birthdate AND education: hs_state' != CA | Class B2 (flag 03) go to step 11 | Go to step 11 |
| 11 | Was the applicant enrolled in an out-of-state college with a 'To Date' within the year previous to the term start date? | In any row of colleges_attended table: If state != CA AND to_date is greater than the term | Class B2 (flag 04) go to step 12 | Go to step 12 |

| Step | Evaluation Statement | Data Elements & Logic | If Yes | If No |
|------|------------------------|--------------------------|-----------------|-----------------|
| | | start date minus 1 year. | | |
| 12 | Has Class B2 been set? | | Class B2 | Class B1 |

Table C. Outline of Area C (Military Exemption) Criteria in Residency Algorithm

| Step | Evaluation Statement | Data Elements & Logic | If Yes | If No |
|------|---|---|--|------------------------------|
| 1 | Is the student, or the student’s parent/guardian/spouse, currently serving on active duty or discharged from the U.S. military in the last three years? | military_status = 2 OR military_status = 3 OR military_status = 4 OR military_status = 7 <i>AND</i> discharge_date is on or after RDD minus 3 years | Go to step 2 | Class C0 |
| 2 | Is the military member currently active? | military_status = 2 OR military_status = 3 | Go to step 3 | Class C2 (flag 52) |
| 3 | Is California the home of record for the military member? | military_home_state = CA | Class C1 (flag 53) go to step 4 | Go to step 4 |
| 4 | Is the active military member currently stationed in California? | military_ca_stationed = 1 | Class C1 (flag 54) go to step 5 | Go to step 5 |
| 5 | Is the active military member (or spouse/parent/dependent) stationed/assigned to California for educational purposes? | military_stationed_ca = 1 | Class C1 (Set flag 65) go to step 6 | Go to step 6 |
| 6 | Is California the state of legal residence for the military member? | military_legal_residence = CA | Class C1 (flag 63) go to step 7 | Go to step 7 |
| 7 | Is Class C1 set in any step? | | Class C1 | Class C0 |

Table D. Outline of Area D (Other Exemptions) Criteria in Residency Algorithm

| Step | Evaluation Statement | Data Element & Logic | If Yes | If No |
|------|--|-------------------------|------------------------------|--------------|
| 1 | Is the residency claimant a state college/university employee? | ca_college_employee = 1 | Class D1 (flag 55) | Go to step 2 |

| Step | Evaluation Statement | Data Element & Logic | If Yes | If No |
|------|---|--------------------------------------|------------------------------|-----------------|
| 2 | Is the applicant a California public school employee? | ca_school_employee = 1 | Class D1 (flag 56) | Go to step 3 |
| 3 | Is the residency claimant a qualified agricultural worker? | ca_seasonal_ag = 1 | Go to step 4 | Class D0 |
| 4 | Is the residency claimant a U.S. Citizen or INS-eligible alien? | Area A = A1 OR Area 2 = A2 | Class D1 (flag 57) | Class D0 |

Table E. Residency Integrity Flags

| Flag | Meaning | Logic |
|------|--|---|
| 01 | Current address state is not California | See Residency Area B logic |
| 02 | Permanent address state is not California | See Residency Area B logic |
| 03 | State of last high school attended is not California and student is under 19 | See Residency Area B logic |
| 04 | State of most recent college attended is not California and 'To Date' is within one year of term start date | See Residency Area B logic |
| 11 | Claiming California high school completion but last high school not in California | education: cahs_graduated = 1 AND education: hs_state ≠ CA |
| 47 | Eligible with documentation: high school graduate or equivalent but under 18 | adm_ineligible = 2 |
| 48 | Ineligible to enroll; B-visa holder | See Residency Area A logic |
| 49 | Ineligible to enroll; minor in high school | adm_ineligible = 1 |
| 50 | Missing valid Alien Registration Number | See Residency Area A logic |
| 51 | Has visa type that may establish residency. Documentation required. | See Residency Area A logic |
| 52 | Recently discharged U.S. military member, or dependent (child or spouse) of U.S. military member, discharged within the last 3 years. Potential VACA eligibility (AB13). | See Residency Area C logic |

| Flag | Meaning | Logic |
|------|---|--|
| 53 | U.S. military member or dependent spouse/child of military member with California as home of record | See Residency Area C logic |
| 54 | U.S. military member or dependent spouse/child of military member currently stationed in California | See Residency Area C logic |
| 55 | State college/university employee | See Residency Area D logic |
| 56 | California public school employee | See Residency Area D logic |
| 57 | Qualified seasonal agriculture worker | See Residency Area D logic |
| 58 | Two years care and control proof for guardian required | See Residency Area B logic |
| 59 | Applicant has resided in California for over one year but less than two years | See Residency Area B logic |
| 60 | Date of Alien Registration not more than one year before term start date | See Residency Area A logic |
| 61 | State of last high school attended is not California and high school completion date is within last 2 years | See Residency Area B logic |
| 62 | Currently in military with home of record other than CA | See Residency Area B logic |
| 63 | U.S. military member or dependent spouse/child of military member with California as military state of legal residence | (military_status = 2 OR military_status = 3) AND military_legal_residence =CA |
| 65 | U.S. military member or dependent/spouse/child of military member stationed in California for educational purposes only. Verify that dates of assignment are for 30 days or more. | See Residency Area C logic |
| 70 | Applicant is a current or former Foster Youth in California and under 20 years of age | See Residency Area B Logic |
| 71 | Applicant is a current or former foster youth and is under the age of 25. Applicant is possibly eligible for Priority Registration per AB12. | (foster_youth_status=1 OR =2 OR =3 OR =4 OR =6) AND (RDD* minus Birthdate < 25 years) |
| 80 | Applicant is an independent minor | data element and logic tbd (dependency=Yes) |

Algorithm Flow Charts

Area A

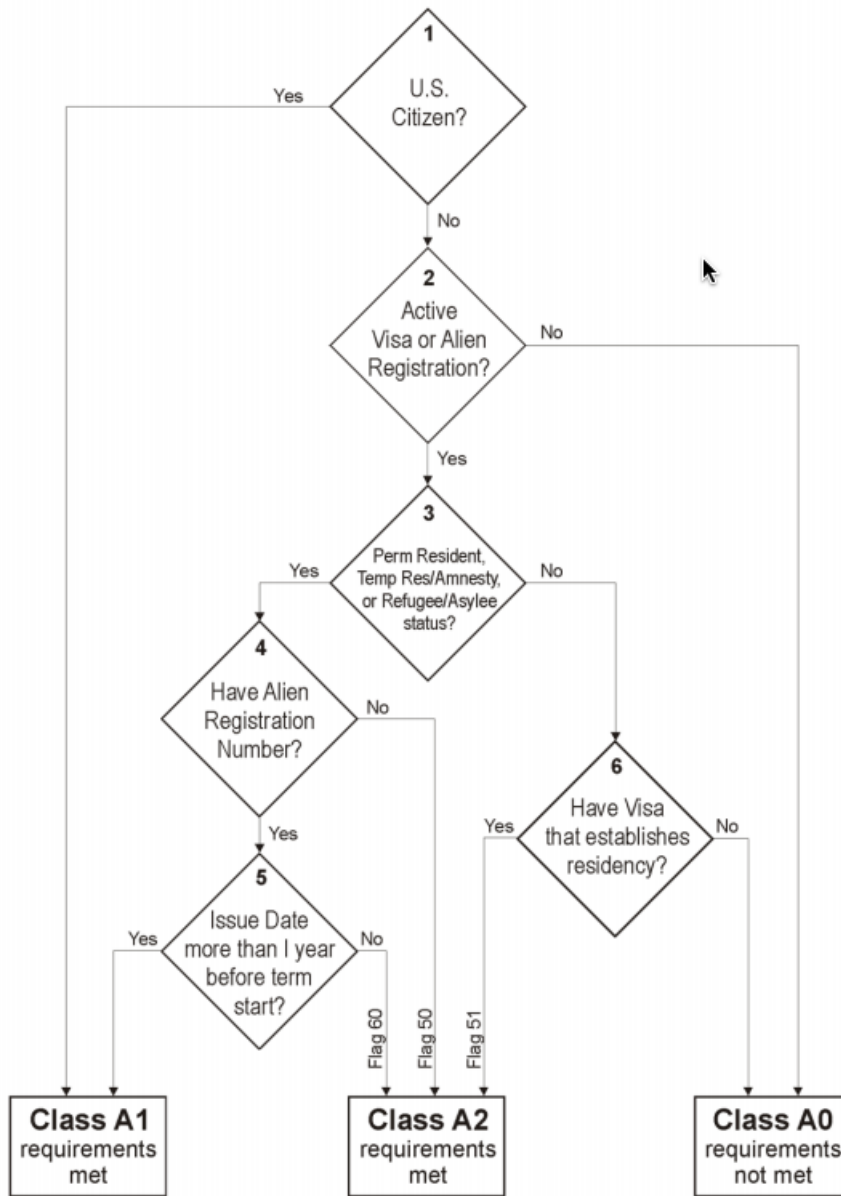


Figure 1. Flowchart for Residency Area A Logic

Area B

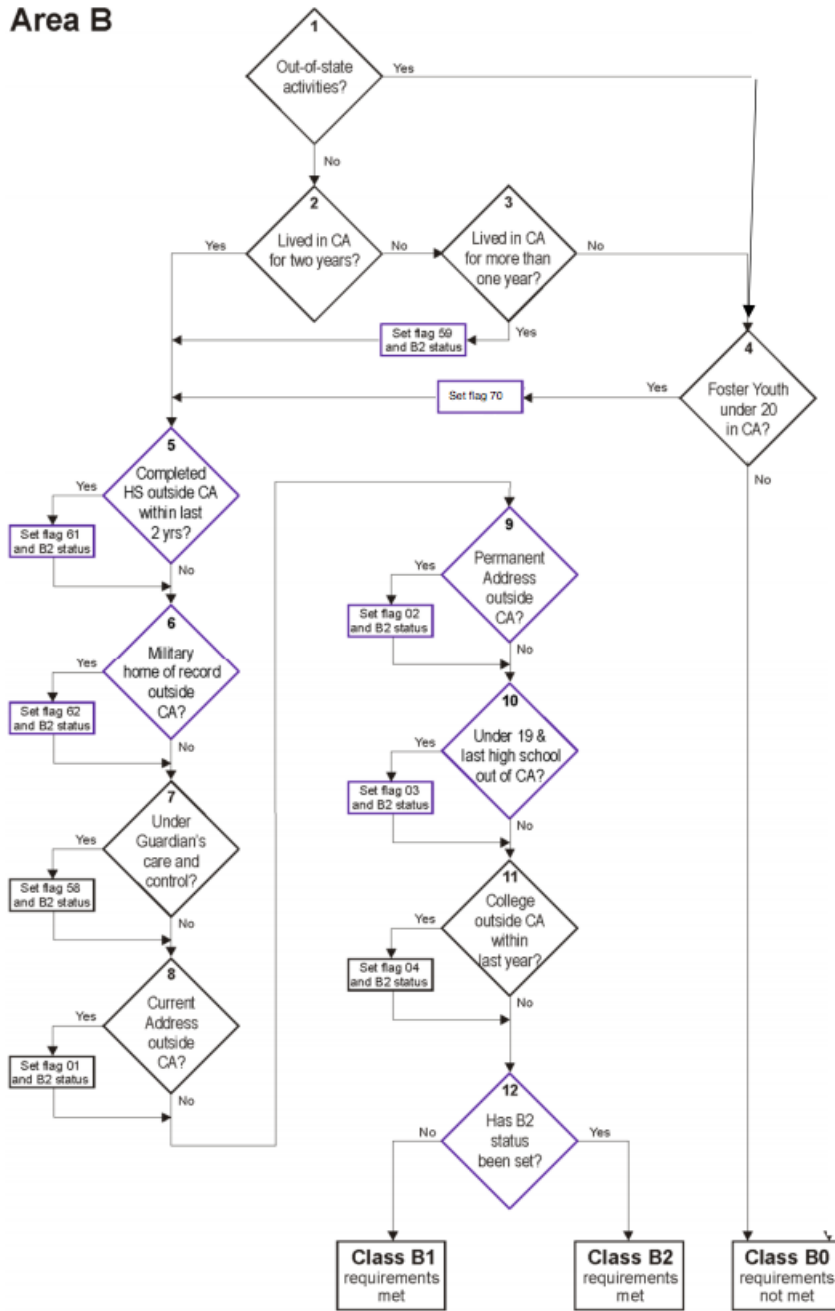


Figure 2. Flowchart for Residency Area B Logic

Area C

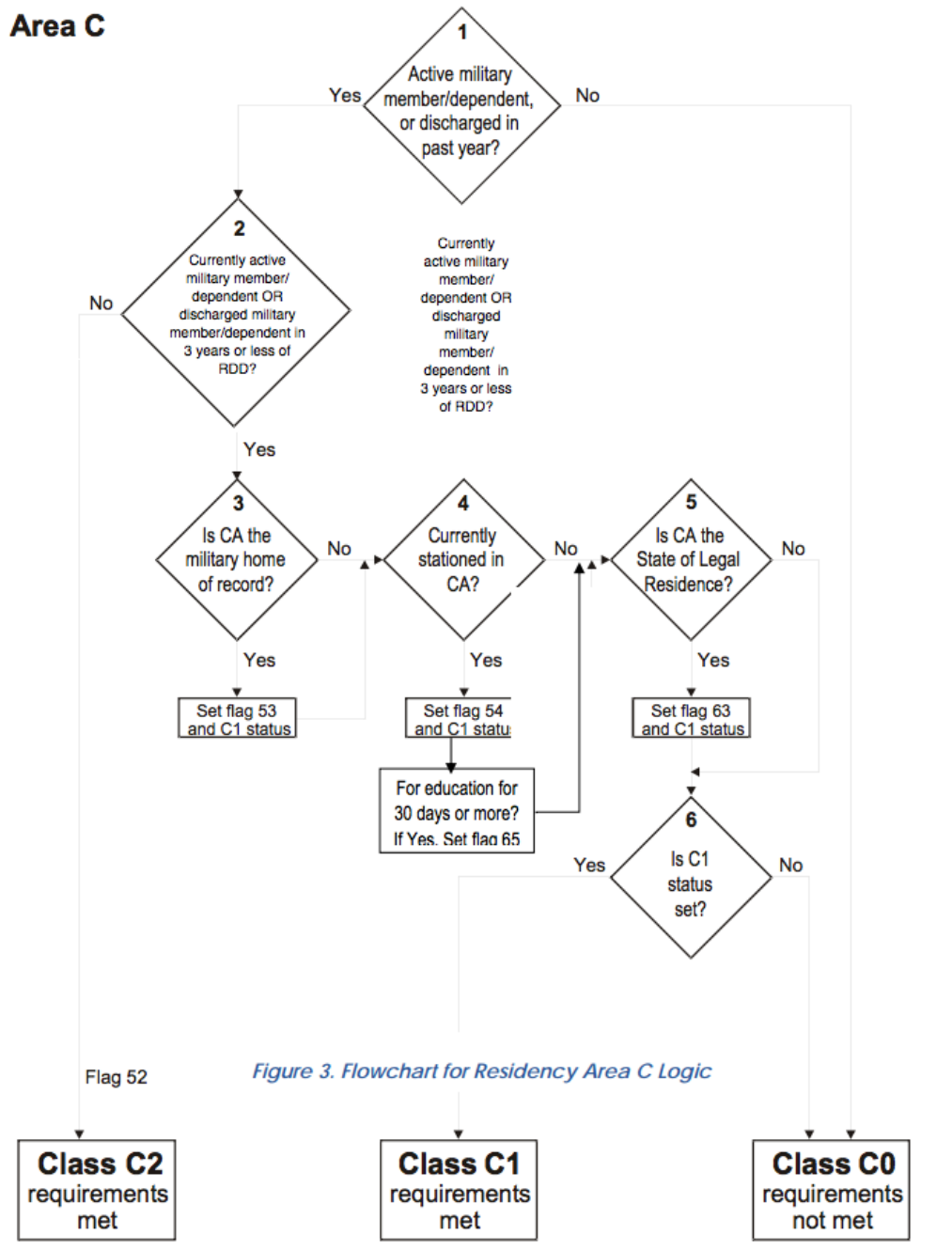


Figure 3. Flowchart for Residency Area C Logic

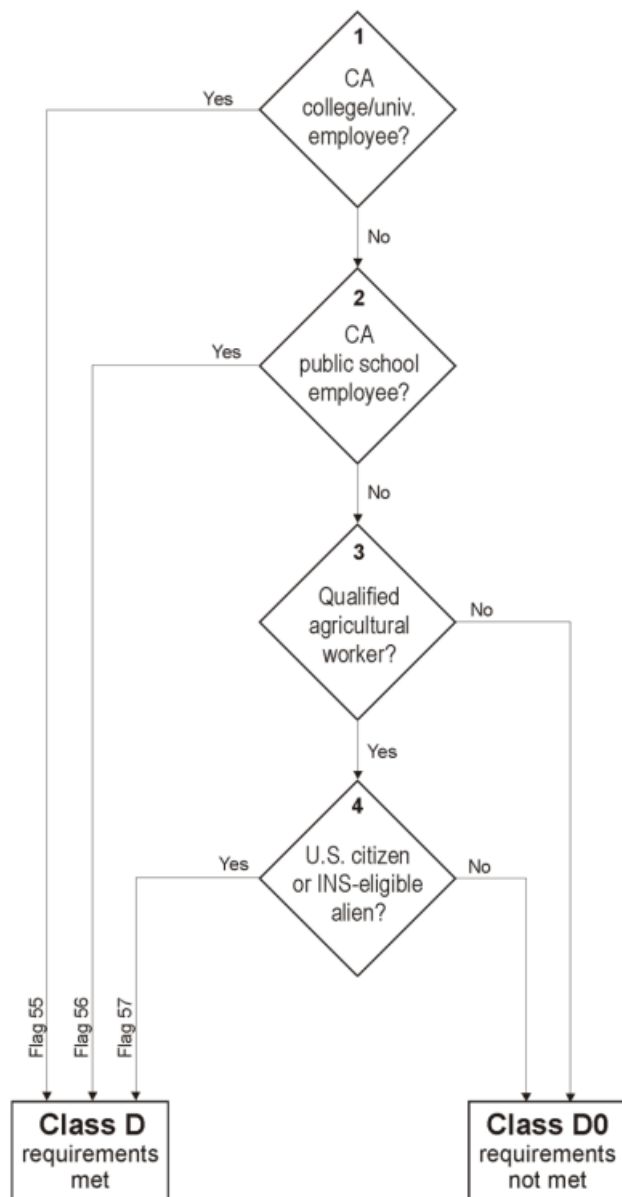
Area D

Figure 4. Flowchart for Residency Area D Logic

Residency Status Calculation

The residency determination algorithm looks at each area of qualification to determine whether the student meets the residency classification criteria for the purposes of assessing tuition. This preliminary Residency Status calculation is stored in data element 'residency: res_status' as either 1, 2, or 3. Figure 5 shows the preliminary residency determination logic.

Residency Status 1 (Resident): An applicant considered eligible for California residency classification without further proof. The applicant must have the following Area calculations:

- A1 and B1

Residency Status 2 (Possible Resident) # Documentation Required: Any applicant considered eligible for California residency classification provided they can show proof. The applicant must have the following Area calculations:

- A1 and B2

- A2 and (B1 or B2)
- C1
- C2 and (B1 or B2)
- D1

Residency Status 3 (Non-Resident): An applicant failing to meet any of the above criteria.

Residency Status Change Information

The Residency Algorithm also compares the Residency Status for the current application with the Residency Status determination for the immediately previous application by the same applicant (i.e., user account). If there has been a residency status change, it sets a Residency Status Change flag (data element 'residency: res_status_change') and also stores the date of the different residency status determination (data element 'residency: res_prev_date').

The residency status change information needs to persist in all applications for a particular account until there is another residency status change. Therefore, the 'res_status_change' and 'res_prev_date' values will default to the values in the most recent application submitted by the account, and will be overwritten only if the Residency Status for the current application is different than the Residency Status determination for the immediately previous application.

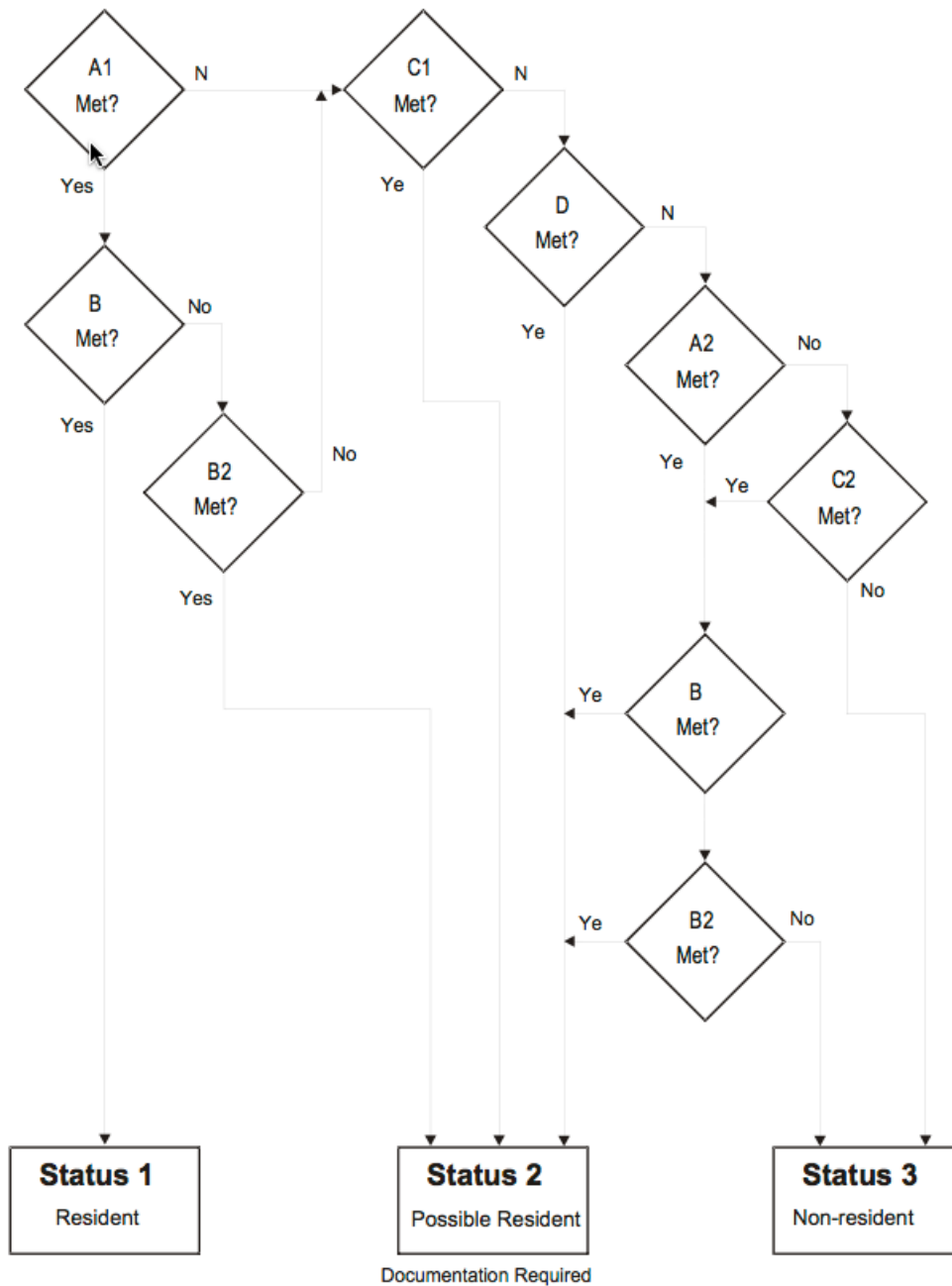


Figure 5. Preliminary Residency Determination Flowchart

Residency Determination Details Report

For each submitted application, CCCApply will include the functionality for displaying a Residency Determination Details Report. This report records the results of each logical step in the four residency areas, the calculation of the Residency Status, any integrity flags that have been set, and AB540 eligibility. The top of the report indicates the application by Student Name and Application Confirmation Number. At the bottom of the report is a link to Integrity Flag Definitions, which will appear in a separate tab or pop-up.

Figure 6, below, shows an example of a Residency Determination Details Report from XAP CCCApply.

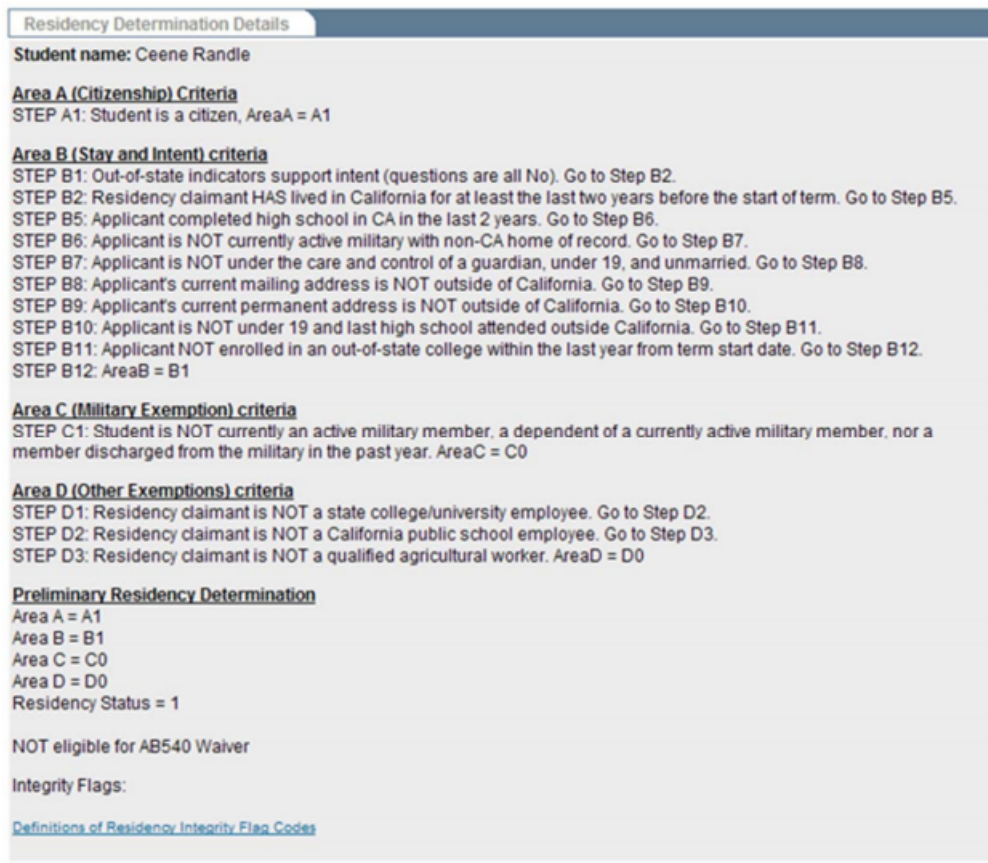


Figure 6. Example of Residency Determination Details Report

Table F. Visa Types

| Database Value | Visa Type Menu Listing | Residency | Visa and Description |
|----------------|------------------------|-----------|---|
| A1 | A-1 | YES | A-1 Ambassador, Public Minister, Career Diplomat, Consular Officer, Head of State, and immediate family members |
| A2 | A-2 | YES | A-2 Other foreign government officials or employees coming to the United States and immediate family members. Includes technical and support staff of A-1 |
| A3 | A-3 | YES | A-3 Attendants, Servants and Personal employees of A-1 and A-2 and immediate family members |
| B1 | B-1 | no | B-1 Temporary visitor for business |
| B2 | B-2 | no | B-2 Temporary visitor for pleasure |
| BCC | BCC | no | BCC Border Crossing Card: Mexico |
| BE | BE | no | BE Bering Straits agreement entrants |
| C1 | C-1 | no | C-1 Alien in transit (direct and continuous travel through the United States) |
| C1D | C-1D | no | C-1D Combined transit and crewman visa |
| C2 | C-2 | no | C-2 Alien in transit to the U.N. headquarters |

| Database Value | Visa Type Menu Listing | Residency | Visa and Description |
|----------------|------------------------|-----------|---|
| C3 | C-3 | no | C-3 Foreign government official, members of immediate family, attendants, servants or other personal employee of official in transit through the United States |
| C4 | C-4 | no | C-4 Transit without Visa, see TWOV |
| D1 | D-1 | no | D-1 Crewmen departing on same vessel of arrival, crewmen departing on same aircraft or same airline |
| D2 | D-2 | no | D-2 Crewmen departing on vessel other than one of arrival. Airmen departing on different airline than one of arrival |
| E1 | E-1 | YES | E-1 Treaty trader, spouse, and children |
| E2 | E-2 | YES | E-2 Treaty investor, spouse, and children coming to develop and direct a bona fide enterprise in which he/she has invested a substantial amount of capital |
| E3 | E-3 | YES | E-3 Australian nationals working in specialty occupations |
| E3D | E-3D | YES | E-3D Spouse or child of E-3 |
| E3R | E-3R | YES | E-3R Returning E-3 |
| F1 | F-1(Student Visa) | no | F-1 Academic student |
| F2 | F-2 | no | F-2 Spouse or child of student |
| F3 | F-3 | no | F-3 Canadian and Mexican Academic Students who commute across the US land border to school. |
| G1 | G-1 | YES | G-1 Principal resident representative of recognized foreign member government to international organization, staff, and immediate family members |
| G2 | G-2 | YES | G-2 Other temporary representative of recognized foreign member government to international organization and immediate family members |
| G3 | G-3 | YES | G-3 Representative of non-recognized or nonmember foreign government to international organization and immediate family members |
| G4 | G-4 | YES | G-4 International organization officer or employee and immediate family members |
| G5 | G-5 | YES | G-5 Attendant, servant, or personal employee of G-1 through G-4 and immediate family members |
| GB | GB | NO | GB Temporary visitor for business, Guam |
| GT | GT | NO | GT Temporary visitor for pleasure, Guam |
| H1 | H-1 | NO | H-1 Temporary worker of distinguished merit and ability (Note: This VISA type no longer exists. Per CCCCCO, leave in list for historical reasons; eligibility: NO.) |
| H1A | H-1A | NO | H-1A Temporary worker performing services as a registered nurse (Note: This VISA type no longer exists. Per CCCCCO, leave in list for historical reasons; eligibility: NO.) |

| Database Value | Visa Type Menu Listing | Residency | Visa and Description |
|----------------|------------------------|-----------|---|
| H1B | H-1B | YES | H-1B Specialty occupation (professionals), DOD workers, fashion models |
| H1B1 | H-1B1 | NO | H-1B1 Specialty occupation, entering under free trade agreements with Chile and Singapore |
| H1C | H-1C | NO | H-1C Nurses going to work for up to 3 years in health professional shortage areas (Note: This VISA type no longer exists. Per CCCCCO, leave in list for historical reasons; eligibility: NO.) |
| H2A | H-2A | no | H-2A Temporary or seasonal agriculture workers |
| H2B | H-2B | no | H-2B Non-agricultural temporary or seasonal workers |
| H2R | H-2R | no | H-2R Returning H-2B worker |
| H3 | H-3 | no | H-3 Trainee or participant in special education exchange visitor program |
| H4 | H-4 | YES | H-4 Spouse or child of H-1, H-2, H-3 (parent/spouse visa type determines whether holder may or may not establish residency)Yes if parent or spouse has a H1A, H1B or H1C. Valid dates required for H4 only. |
| I | I | YES | I Representative of foreign information media, spouse, and children |
| J1 | J-1 | no | J-1 Exchange visitor |
| J2 | J-2 | no | J-2 Spouse or minor child of exchange visitor |
| K1 | K-1 | YES | K-1 Fiancé or fiancée of U.S. Citizen |
| K2 | K-2 | YES | K-2 Minor child of K-1 |
| K3 | K-3 | YES | K-3 Spouse of U.S. Citizen (under LIFE Act provisions) |
| K4 | K-4 | YES | K-4 Child of K-3 |
| L1A | L-1A | YES | L-1A Intra company transferee (executive, managerial and specialized personnel) entering to continue employment with the same employer or a subsidiary or affiliate thereof |
| L1B | L-1B | YES | L-1B Executive, manager or has specialized skill of international firm |
| L2 | L-2 | YES | L-2 Spouse or child of L-1 |
| M1 | M-1 | no | M-1 Vocational or non-academic student |
| M2 | M-2 | no | M-2 Spouse or child of M-2 |
| M3 | M-3 | no | M-3 Border commuter student |
| N8 | N-8 | YES | N-8 Parent of alien classified SK-3 “special immigrant” |
| N9 | N-9 | YES | N-9 Child of N-8, SK-1, SK-2, or SK-4 “special immigrant” |
| NATO1 | NATO-1 | YES | NATO-1 Principal permanent representative of member state to NATO and resident members of official staff or immediate family |
| NATO2 | NATO-2 | YES | NATO-2 Other representatives of member state; dependents of member of a force entering in accordance with the provisions of |

| Database Value | Visa Type Menu Listing | Residency | Visa and Description |
|----------------|------------------------|-----------|--|
| | | | NATO Status-of-Forces agreement; members of such force if issued visas |
| NATO3 | NATO-3 | YES | NATO-3 Official clerical staff accompanying representative of member state to NATO or immediate family |
| NATO4 | NATO-4 | YES | NATO-4 Official of NATO other than those qualified under NATO-4, employed on behalf of NATO and immediate family |
| NATO5 | NATO-5 | YES | NATO-5 Expert other than NATO officials qualified under NATO-4, employed on behalf of NATO and immediate family |
| NATO6 | NATO-6 | YES | NATO-6 Member of civilian component who is either accompanying a Force entering in accordance with the provision of the NATO Status-of-Forces agreement; attached to an Allied headquarters under the protocol on the Status of International Military headquarters set up pursuant to the North Atlantic Treaty; and their dependents |
| NATO7 | NATO-7 | YES | NATO-7 Servant or personal employee of NATO-1 through NATO-6, or immediate family |
| O1 | O-1 | YES | O-1 Aliens of extraordinary ability |
| O2 | O-2 | no | O-2 Accompanying alien who is coming solely to assist in the artistic or athletic performance by an O-1 |
| O3 | O-3 | YES | O-3 Spouse and/or child of O-1 only (Type O-2 is not eligible. Yes if parent or spouse has an O-1 only. Valid dates for O-3 required. |
| P1 | P-1 | no | P-1 Internationally recognized professional artists, athletes, entertainers, and “essential support personnel” |
| P2 | P-2 | no | P-2 Artist or entertainer in reciprocal exchange programs |
| P3 | P-3 | no | P-3 Artists and entertainers coming to perform, teach, or coach a culturally unique program. |
| P4 | P-4 | no | P-4 Spouses and/or children of P-1, P-2, P-3 |
| Q1 | Q-1 | no | Q-1 International cultural exchange visitor |
| Q2 | Q-2 | no | Q-2 Irish Peace Process cultural and training program (Walsh Visas) |
| Q3 | Q-3 | no | Q-3 Spouse or child of Q-2 |
| R1 | R-1 | YES | R-1 Religious workers |
| R2 | R-2 | YES | R-2 Spouse or child of R-1 |
| S5 | S-5 | no | S-5 Alien witness or informant possessing critical, reliable information concerning a criminal organization or enterprise whose presence in the United States is required for the successful investigation or prosecution of the criminal organization |
| S6 | S-6 | no | S-6 Alien witness or informant possessing critical reliable information about terrorist organization, enterprise, or operation, who will be placed in danger as a result of supplying that information; and is eligible to receive a reward under separate U.S. State Department legislation |

| Database Value | Visa Type Menu Listing | Residency | Visa and Description |
|----------------|------------------------|-----------|---|
| S7 | S-7 | no | S-7 Spouse, unmarried sons and daughters, and parents of witness or informant |
| T1 | T-1 | YES | T-1 Victim of a severe form of trafficking in persons (eligible for benefits of AB540) |
| T2 | T-2 | YES | T-2 Spouse of a victim of a severe form of trafficking in persons (eligible for benefits of AB540) |
| T3 | T-3 | YES | T-3 Child of victim of a severe form of trafficking in persons (eligible for benefits of AB540) |
| T4 | T-4 | YES | T-4 Parent of a victim of a severe form of trafficking in persons (if T-1 victim is under21) (eligible for benefits of AB540) |
| T5 | T-5 | YES | T-5 Sibling under 18 years of age of T-1 under 21 years of age (eligible for benefits of AB540) |
| TN1 | TN1 | no | TN1 Canadian professionals under NAFTA |
| TN2 | TN2 | no | TN2 Mexican professionals under NAFTA |
| TD | TD | no | TD Spouse or child of TN |
| TPS | TPS | YES | TPS Temporary Protected Status |
| TWOV | TWOV | no | TWOV Transit without a Visa |
| U1 | U-1 | YES | U-1 Victim of certain criminal activity (eligible for benefits of AB540) |
| U2 | U-2 | YES | U-2 Spouse of U- (eligible for benefits of AB540) |
| U3 | U-3 | YES | U-3 Child of U- (eligible for benefits of AB540) |
| U4 | U-4 | YES | U-4 Parent of U-1, if U-1 is under 21 (eligible for benefits of AB540) |
| U5 | U-5 | YES | U-5 Unmarried sibling of U-1 under 18 (eligible for benefits of AB540) |
| V1 | V-1 | YES | V-1 Spouse of an LPR who is the principal beneficiary of a family-based petition which was filed prior to December 21, 2000, and has been pending for at least 3 years |
| V2 | V-2 | YES | V-2 Child of an LPR who is the principal beneficiary of a family-based visa petition that was filed prior to December 21, 2000, and has been pending for at least 3 years |
| V3 | V-3 | YES | V-3 The derivative child of a V-1 or V-2 |
| WB | WB | no | WB Temporary visitor for business, visa waiver |
| WT | WT | no | WT Temporary visitor for pleasure, visa waiver |
| OTHR | Other | NO | Depending on the specific other visa type, visa holder may or may not be allowed to establish residency. Requires documentation (proof beyond self-reported data). |

Review Application & Submission Time Error Messaging

When an applicant reviews their application responses on the *Review Application* tab, if they navigate to a previous tab and change a required response so that it is invalid or had no response, a yellow-shaded semi-circle on the tab displays to indicate that is not complete once the applicant returns to the *Review Application* tab.

Review Application
Save as PDF

Please confirm your application is complete and accurate at the bottom of this page.
Note: All tabs must be checked complete before you can confirm.

Enrollment Information

| | |
|-----------------------------|--|
| Term | Summer 2016 - CCCTC College B |
| Major/Program area of study | BS Computer Science |
| Educational Goal | Transfer to a 4-year institution without an associate degree |

Account/Mailing Address

OpenCCC Account

| | |
|------------------------|---|
| Name | Ethel Ealanor |
| Permanent Address | 11 Biscuit Lane Hemel Hempstead, Hertsfordshire Great Britain |
| Previous Name | Eidelweiss |
| Main Phone | 415-555-1111 Ext: 1234 |
| Second Phone | 415-555-2222 Ext: 4321 |
| Email | p@ccctechcenter.org |
| Social Security Number | Not Provided |

Once the response is corrected, the yellow-shaded semi-circle icon changes to display as a green check mark when the applicant returns to the *Review Application* tab. The application submission button also displays at the bottom of the screen.

Review Application
Save as PDF

Please confirm your application is complete and accurate at the bottom of this page.
Note: All tabs must be checked complete before you can confirm.

Enrollment Information

| | |
|-----------------------------|--|
| Term | Summer 2016 - CCCTC College B |
| Major/Program area of study | BS Computer Science |
| Educational Goal | Transfer to a 4-year institution without an associate degree |

Account/Mailing Address

OpenCCC Account

| | |
|-------------------|---|
| Name | Ethel Ealanor |
| Permanent Address | 11 Biscuit Lane Hemel Hempstead, Hertsfordshire Great Britain |
| Previous Name | Eidelweiss |
| Main Phone | 415-555-1111 Ext: 1234 |

Consent

Yes


I authorize the Chancellor's Office, California Community Colleges, and the community personal information contained in my education records, including my Social Security Number, described in the Full Statement of Consent.

I have reviewed this application and confirm it is complete and accurate.



Note: The application may sometimes respond to a corrected response with an *Error* message directing the applicant to return to the *My Applications* page and try again. In this case, once the applicant returns to their

application, they will need to navigate directly to the tab where they entered the invalid value, click *Continue*, and then proceed to the *Review Application* page.

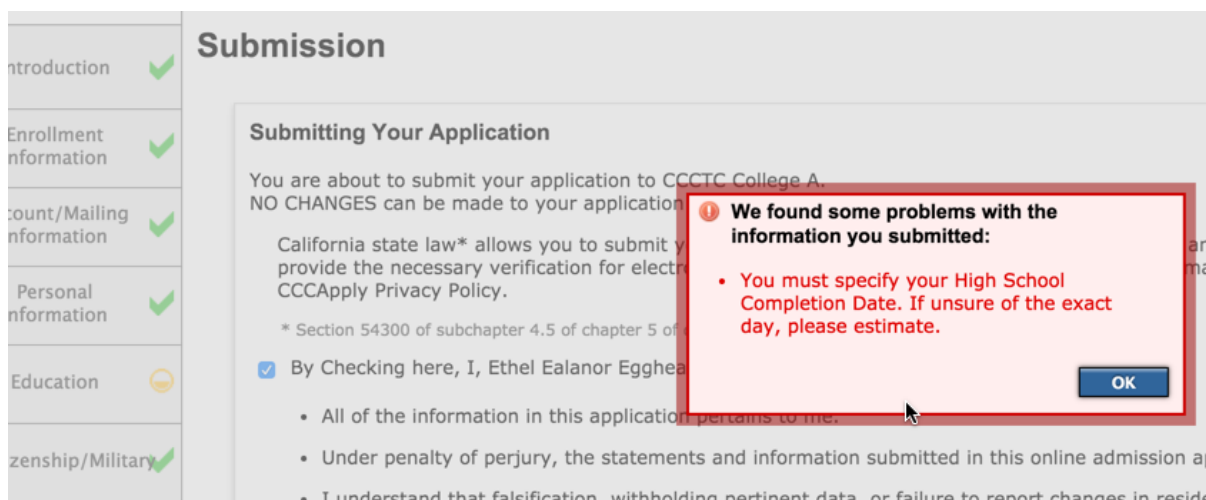


When an applicant changes required field responses after reaching the *Submission* tab, similar error checking as described above occurs, with these notable exceptions:

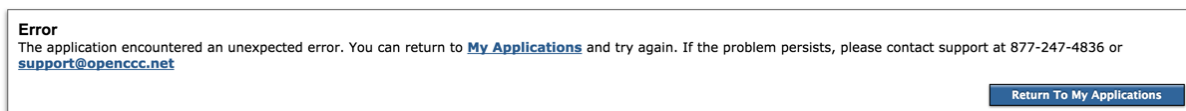
- Changing the *Education* tab -> *College Attended* -> *Attendance Ended* field value or the *College Education level* field to have no response or an invalid response, and then clicking on the *Submission* tab, automatically reroutes the user to the *Review Application* tab with the following error message displayed (and the field label displayed in red-colored text):

There was an error validating application data. Please ensure that your application is complete and accurate.

- Changing any other required field in the application to have no response results in one of these two error messages:



OR



In either case, following the error message instructions and correcting the blank or incorrect field value will allow the applicant to move forward and submit their application.

Appendix B: Financial Aid Algorithm

CCCApply facilitates early awareness of financial assistance in two directions. The application process asks questions about the Needs & Interests of the applicant to alert them to the possibility of financial assistance, and offer links to the online BOG Fee Waiver application and FAFSA federal aid application form. Based on responses to the Needs & Interests questions, CCCApply can send notification to financial aid departments at the same time as the application is downloaded by the college so that financial aid departments can begin their processes of contacting and assisting the applicants.

The process of identifying the student and the information required in the notification to the financial aid departments are outlined below.

AB540 Notification to Students

If the AB540 Eligibility flag is “Yes”, then the following links are automatically generated on the Special Links and Opportunities page:

You may be eligible for a special tuition waiver.

For more information see the Explanation of AB540 Tuition Exemption

Para informacion en Español, lea AB540 Tuition Exemption en Español

Print and mail the AB540 Tuition Exemption Request Form:

- PDF version of the AB540 Tuition Exemption Request Form
- HTML version of the AB540 Tuition Exemption Request Form



Note:

All documents must be ADA-compliant. The High Technology Center concludes that PDF is not yet generally acceptable, so HTML is the better choice of format for compliance. The forms will be available in both HTML and PDF).

Financial Aid Referral Flag: Identifying Students for Financial Assistance

If a student answers “yes” to any of the following questions from the Needs & Interests section of the application, the Financial Aid Referral Flag (fin_aid_ref) will be set:

- Financial help to attend college
- Receiving TANF, SSI, or General Assistance
- CalWorks
- EOPS - Extended Opportunity Programs and Services
- Scholarship information
- Veteran’s services

Appendix C: AB540 Waiver Algorithm

After the Preliminary Residency Determination is set, the AB540 Eligibility Flag is set according to the following logic:

1. The response to both of the following questions on the Education Page is “Yes”:
 - “I have graduated from a California high school or have attained the equivalent thereof, such as a High School Equivalency Certificate, issued by the California State GED Office or a Certificate of Proficiency, resulting from the California High School Proficiency Examination.”
 - “I have attended high school in California for three or more years.”
2. AND the Preliminary Residency Determination is NOT “1 (Resident)”
3. AND the “Visa Type is null” OR “Visa Type is T1, T2, T3, T4, T5, U1, U2, U3, U4, U5”.
4. THEN the AB540 Eligibility flag is “Yes”; otherwise it is “No”.

All data items referred to above, as well as the eligibility flag, are available in the standard download file for all colleges.

Non-Immigrant Visa Types (Table No Longer Used)

Education Code section 68130.5 excludes “a nonimmigrant alien within the meaning of paragraph (15) of subsection (a) of Section 1101 of Title 8 of the United States Code.” 8 U.S.C. §1101(a)(15) defines an “immigrant” as every alien except non-immigrant aliens holding the visas identified in the table below. Therefore, per part C in the AB540 algorithm described above, holders of visa types listed in Table G are not eligible for AB540.

Table G. Non-Immigrant Visa Types

| Visa Class | Non-Immigrant Visa Types |
|------------|--|
| A | Diplomatic and other foreign governmental officials, and their families and employees: A1, A2, A3. |
| B | Temporary visitors for business and pleasure: B1 and B2. |
| C | Alien in transit through the U.S.: C1, C1D, and C2. [Although C-3 and C-4 visas are also issued, they are not issued under section 1101(b)(15) which is referenced in EC 68130.5.] |
| D | Crewmen: D1 and D2. |
| E | International Traders and Investors: E1, E2. |
| F | Academic students and their families: F1, F2. |
| G | Representatives to international organizations and their families and employees: G1, G2, G3, G4, G5. |
| H | Temporary workers: H1B, H1C, H2A, H2B, H3, H4. |
| I | Representatives of foreign media and their families: I. |
| J | Exchange visitors and their families: J1, J2. |
| K | Fiancé (e) or spouse of a U.S. citizen or dependent of a fiancé(e) or spouse: K1, K2, K3, K4. |
| L | Intercompany transferees: L1A, L1B, L2. |
| M | Vocational and language students and their families: M1, M2. |
| N | Parents and children of the people who have been granted special immigrant status because their parents were employed by an international organization in the United States: N8, N9. |

| Visa Class | Non-Immigrant Visa Types |
|------------|---|
| O | Aliens of extraordinary ability: O1, O2, O3. |
| P | Entertainers and athletes: P1, P2, P3, P4. |
| Q | Participants in international cultural exchange programs: Q1, Q2, Q3. |
| R | Religious workers: R1, R2. |
| S | Informants or witnesses (and accompanying family) on terrorism or organized crime: S5 and S6. |
| T | Victims of severe form of trafficking in persons: T1, T2, T3, T4. - Removed 12/5/14 |
| U | Crime victims: U1, U2, U3, U4.12/5/14. - Removed 12/5/14 |
| V | Second preference beneficiaries: V1, V2, V3. |

Appendix D: Ineligibility Flag and Highest Education Level

This section provides information on the ineligibility flag and highest education level algorithms.

Ineligibility Flag

The ineligibility flag (residency:adm_ineligible) is set based on the following:

Set flag to 1 (**ineligible for admission**) and set integrity flag 49 on if all of these conditions are true:

1. Applicant will be under 18 on <RDD>
2. hs_edu_level = 0 (Not a graduate of, and no longer enrolled in high school).
3. Enrollment status is NOT “Enrolled in college and K-12 at the same time”.

Set flag to 2 (**eligible with documentation**) and set integrity flag 47 on if all of these conditions are true:

1. Applicant will be under 18 on <RDD>.
2. hs_edu_level indicates high school graduation or equivalent (3 - Received high school diploma; 4 - Passed the GED, or received a High School Certificate of Equivalency; 5 - Received a certificate California High School Proficiency; or 6 - Foreign secondary school diploma/certificate of graduation).

Set flag to 1 (**ineligible for admission**) and set integrity flag 48 on if all of these conditions are true:

1. Applicant has a B-1 or B-2 Visa type.

Otherwise, set the flag to 0 (**eligible for admission**).

Highest Education Level

Set the highest_edu_level as follows:

1. If higher_edu_level = 7 or = 8, then set the first character = higher_edu_level else set the first character = hs_edu_level.
2. If higher_edu_level = 7 or = 8, then set the final four characters = yyyy from higher_comp_date else set the final four characters = yyyy from hs_comp_date (0000 if null).

This element is in the education table: highest_edu_level, but it needs to be 5 char, not 1.



Note:

Correlates to MIS SB11.

Appendix E: Table of Downloadable Fields

The following table identifies the CCCApply downloadable columns/fields.

| Data Element (column) | Data Type | Length | Allows Null | Downloadable | In Report Center? | Rules Available | Notes |
|--------------------------|-------------------|--------|-------------|--------------|-------------------|-----------------|----------------------|
| academic_counseling | boolean | | | Yes | Yes | Yes | |
| ack_fin_aid | boolean | | | Yes | Yes | Yes | |
| address_same | boolean | | | Yes | Yes | Yes | |
| address_validation | character | 1 | | Yes | No | No | |
| adm_ineligible | smallint | | | Yes | Yes | Yes | |
| alien_reg_expire_date | date | | | Yes | Yes | Yes | |
| alien_reg_issue_date | date | | | Yes | Yes | Yes | |
| alien_reg_no_expire | boolean | | | Yes | Yes | Yes | |
| alien_reg_number | character varying | 20 | | Yes | Yes | Yes | |
| app_id | bigint | | NOT NULL | Yes | Yes | No | |
| app_lang | character | 2 | | Yes | Yes | Yes | |
| athletic_intercollegiate | boolean | | | Yes | Yes | Yes | |
| athletic_intramural | boolean | | | Yes | Yes | Yes | |
| athletic_not_interested | boolean | | | Yes | Yes | Yes | |
| basic_skills | boolean | | | Yes | Yes | Yes | |
| birthdate | date | | | Yes | Yes | Yes | from OpenCCC Account |
| ca_college_employee | boolean | | | Yes | Yes | Yes | |
| ca_date_current | date | | | Yes | Yes | Yes | |
| ca_foster_youth | boolean | | | Yes | Yes | Yes | |
| ca_not_arrived | boolean | | | Yes | Yes | Yes | |
| ca_outside_college | boolean | | | Yes | Yes | Yes | |
| ca_outside_college_year | date | | | Yes | Yes | Yes | |
| ca_outside_lawsuit | boolean | | | Yes | Yes | Yes | |
| ca_outside_lawsuit_year | date | | | Yes | Yes | Yes | |
| ca_outside_tax | boolean | | | Yes | Yes | Yes | |
| ca_outside_tax_year | date | | | Yes | Yes | Yes | |
| ca_outside_voted | boolean | | | Yes | Yes | Yes | |

| Data Element (column) | Data Type | Length | Allows Null | Downloadable | In Report Center? | Rules Available | Notes |
|-----------------------|-------------------|--------|-------------|--------------|-------------------|-----------------|----------------------|
| ca_outside_voted_year | date | | | Yes | Yes | Yes | |
| ca_res_2_years | boolean | | | Yes | Yes | Yes | |
| ca_school_employee | boolean | | | Yes | Yes | Yes | |
| ca_seasonal_ag | boolean | | | Yes | Yes | Yes | |
| cahs_3year | boolean | | | Yes | Yes | Yes | |
| cahs_graduated | boolean | | | Yes | Yes | Yes | |
| calworks | boolean | | | Yes | Yes | Yes | |
| campaign1 | character varying | 255 | | Yes | Yes | No | |
| campaign2 | character varying | 255 | | Yes | Yes | No | |
| campaign3 | character varying | 255 | | Yes | Yes | No | |
| career_planning | boolean | | | Yes | Yes | Yes | |
| ccc_id | character varying | 8 | NOT NULL | Yes | Yes | Yes | from OpenCCC Account |
| child_care | boolean | | | Yes | Yes | Yes | |
| citizenship_status | character | 1 | NOT NULL | Yes | Yes | Yes | |
| city | character varying | 50 | | Yes | Yes | Yes | |
| coenroll_confirm | boolean | | | Yes | Yes | Yes | |
| coll_cds | character | 6 | | Yes | Yes | Yes | |
| coll_ceeb | character | 7 | | Yes | Yes | Yes | |
| coll_city | character varying | 20 | | Yes | Yes | Yes | |
| coll_country | character | 2 | | Yes | Yes | Yes | |
| coll_degree_date | date | | | Yes | Yes | Yes | |
| coll_degree_obtained | character | 1 | | Yes | Yes | Yes | |
| coll_end_date | date | | | Yes | Yes | Yes | |
| coll_expelled_status | boolean | | | Yes | No | No | |
| coll_name | character varying | 30 | | Yes | Yes | Yes | |
| coll_not_listed | boolean | | | Yes | Yes | Yes | |
| coll_start_date | date | | | Yes | Yes | Yes | |

| Data Element (column) | Data Type | Length | Allows Null | Downloadable | In Report Center? | Rules Available | Notes |
|-----------------------|-------------------|--------|-------------|--------------|-------------------|-----------------|-------|
| col1_state | character varying | 30 | | Yes | Yes | Yes | |
| col2_cds | character | 6 | | Yes | Yes | Yes | |
| col2_ceed | character | 7 | | Yes | Yes | Yes | |
| col2_city | character varying | 20 | | Yes | Yes | Yes | |
| col2_country | character | 2 | | Yes | Yes | Yes | |
| col2_degree_date | date | | | Yes | Yes | Yes | |
| col2_degree_obtained | character | 1 | | Yes | Yes | Yes | |
| col2_end_date | date | | | Yes | Yes | Yes | |
| col2_expelled_status | boolean | | | Yes | No | No | |
| col2_name | character varying | 30 | | Yes | Yes | Yes | |
| col2_not_listed | boolean | | | Yes | Yes | Yes | |
| col2_start_date | date | | | Yes | Yes | Yes | |
| col2_state | character varying | 30 | | Yes | Yes | Yes | |
| col3_cds | character | 6 | | Yes | Yes | Yes | |
| col3_ceed | character | 7 | | Yes | Yes | Yes | |
| col3_city | character varying | 20 | | Yes | Yes | Yes | |
| col3_country | character | 2 | | Yes | Yes | Yes | |
| col3_degree_date | date | | | Yes | Yes | Yes | |
| col3_degree_obtained | character | 1 | | Yes | Yes | Yes | |
| col3_end_date | date | | | Yes | Yes | Yes | |
| col3_expelled_status | boolean | | | Yes | No | No | |
| col3_name | character varying | 30 | | Yes | Yes | Yes | |
| col3_not_listed | boolean | | | Yes | Yes | Yes | |
| col3_start_date | date | | | Yes | Yes | Yes | |
| col3_state | character varying | 30 | | Yes | Yes | Yes | |
| col4_cds | character | 6 | | Yes | Yes | Yes | |
| col4_ceed | character | 7 | | Yes | Yes | Yes | |
| col4_city | character varying | 20 | | Yes | Yes | Yes | |

| Data Element (column) | Data Type | Length | Allows Null | Downloadable | In Report Center? | Rules Available | Notes |
|--------------------------|-------------------|--------|-------------|--------------|-------------------|-----------------|----------------------|
| col4_country | character | 2 | | Yes | Yes | Yes | |
| col4_degree_date | date | | | Yes | Yes | Yes | |
| col4_degree_obtained | character | 1 | | Yes | Yes | Yes | |
| col4_end_date | date | | | Yes | Yes | Yes | |
| col4_expelled_status | boolean | | | Yes | No | No | |
| col4_name | character varying | 30 | | Yes | Yes | Yes | |
| col4_not_listed | boolean | | | Yes | Yes | Yes | |
| col4_start_date | date | | | Yes | Yes | Yes | |
| col4_state | character varying | 30 | | Yes | Yes | Yes | |
| college_count | smallint | | | Yes | Yes | Yes | |
| college_expelled_summary | boolean | | | Yes | No | No | |
| college_id | character | 3 | | Yes | Yes | Yes | |
| college_name | character varying | 50 | | Yes | Yes | Yes | |
| comfortable_english | boolean | | | Yes | Yes | Yes | |
| comments | text | | | Yes | Yes | Yes | |
| confirmation | character varying | 30 | | Yes | Yes | Yes | |
| consent_indicator | boolean | | | Yes | Yes | Yes | |
| counseling_personal | boolean | | | Yes | Yes | Yes | |
| country | character | 2 | | Yes | Yes | Yes | |
| cryptokeyid | integer | | | No | No | No | |
| dependent_status | character | 1 | | Yes | No | Yes | |
| discharge_type | character varying | 1 | | Yes | No | No | |
| district_name | character varying | 50 | | Yes | Yes | Yes | |
| dsps | boolean | | | Yes | Yes | Yes | |
| edu_goal | character | 1 | | Yes | Yes | Yes | |
| elig_ab540 | boolean | | | Yes | Yes | Yes | |
| email | character varying | 254 | | Yes | Yes | Yes | from OpenCCC Account |
| employment_assistance | boolean | | | Yes | Yes | Yes | |

| Data Element (column) | Data Type | Length | Allows Null | Downloadable | In Report Center? | Rules Available | Notes |
|-------------------------|-------------------|--------|-------------|--------------|-------------------|-----------------|----------------------|
| enroll_status | character | 1 | | Yes | Yes | Yes | |
| eops | boolean | | | Yes | Yes | Yes | |
| esignature | boolean | | | Yes | Yes | Yes | |
| esl | boolean | | | Yes | Yes | Yes | |
| experience | integer | | | Yes | Yes | Yes | |
| fin_aid_ref | boolean | | | Yes | Yes | Yes | |
| financial_assistance | boolean | | | Yes | Yes | Yes | |
| firstname | character varying | 50 | | Yes | Yes | Yes | from OpenCCC Account |
| foster_youth_mis | boolean | | | Yes | Yes | Yes | |
| foster_youth_preference | boolean | | | Yes | Yes | No | |
| foster_youth_priority | boolean | | | Yes | Yes | Yes | |
| foster_youth_status | character | 1 | | Yes | Yes | Yes | |
| foster_youths | boolean | | | Yes | Yes | Yes | |
| gender | character | 1 | | Yes | Yes | Yes | |
| health_services | boolean | | | Yes | Yes | Yes | |
| higher_comp_date | date | | | Yes | Yes | Yes | |
| higher_edu_level | character | 1 | | Yes | Yes | Yes | |
| highest_edu_level | character | 5 | | Yes | Yes | Yes | |
| hispanic | boolean | | | Yes | Yes | Yes | |
| home_schooled | boolean | | | Yes | Yes | Yes | |
| housing_info | boolean | | | Yes | Yes | Yes | |
| hs_attendance | smallint | | | Yes | Yes | Yes | |
| hs_cds | character | 6 | | Yes | Yes | Yes | |
| hs_ceed | character | 7 | | Yes | Yes | Yes | |
| hs_city | character varying | 20 | | Yes | Yes | Yes | |
| hs_comp_date | date | | | Yes | Yes | Yes | |
| hs_country | character | 2 | | Yes | Yes | Yes | |
| hs_edu_level | character | 1 | | Yes | Yes | Yes | |
| hs_name | character varying | 30 | | Yes | Yes | Yes | |
| hs_not_attended | boolean | | | Yes | Yes | Yes | |

| Data Element (column) | Data Type | Length | Allows Null | Downloadable | In Report Center? | Rules Available | Notes |
|-----------------------|-------------------|--------|-------------|--------------|-------------------|-----------------|-------|
| hs_not_listed | boolean | | | Yes | Yes | Yes | |
| hs_state | character | 2 | | Yes | Yes | Yes | |
| integrity_fg_01 | boolean | | | Yes | Yes | Yes | |
| integrity_fg_02 | boolean | | | Yes | Yes | Yes | |
| integrity_fg_03 | boolean | | | Yes | Yes | Yes | |
| integrity_fg_04 | boolean | | | Yes | Yes | Yes | |
| integrity_fg_11 | boolean | | | Yes | Yes | Yes | |
| integrity_fg_47 | boolean | | | Yes | Yes | Yes | |
| integrity_fg_48 | boolean | | | Yes | Yes | Yes | |
| integrity_fg_49 | boolean | | | Yes | Yes | Yes | |
| integrity_fg_50 | boolean | | | Yes | Yes | Yes | |
| integrity_fg_51 | boolean | | | Yes | Yes | Yes | |
| integrity_fg_52 | boolean | | | Yes | Yes | Yes | |
| integrity_fg_53 | boolean | | | Yes | Yes | Yes | |
| integrity_fg_54 | boolean | | | Yes | Yes | Yes | |
| integrity_fg_55 | boolean | | | Yes | Yes | Yes | |
| integrity_fg_56 | boolean | | | Yes | Yes | Yes | |
| integrity_fg_57 | boolean | | | Yes | Yes | Yes | |
| integrity_fg_58 | boolean | | | Yes | Yes | Yes | |
| integrity_fg_59 | boolean | | | Yes | Yes | Yes | |
| integrity_fg_60 | boolean | | | Yes | Yes | Yes | |
| integrity_fg_61 | boolean | | | Yes | Yes | Yes | |
| integrity_fg_62 | boolean | | | Yes | Yes | Yes | |
| integrity_fg_63 | boolean | | | Yes | Yes | Yes | |
| integrity_fg_64 | boolean | | | Yes | No | No | |
| integrity_fg_65 | boolean | | | Yes | Yes | Yes | |
| integrity_fg_70 | boolean | | | Yes | Yes | Yes | |
| integrity_fg_71 | boolean | | | Yes | No | Yes | |
| integrity_fg_80 | boolean | | | Yes | Yes | Yes | |
| integrity_flags | character varying | 255 | | Yes | No | No | |
| intended_major | character varying | 30 | | Yes | No | Yes | |

| Data Element (column) | Data Type | Length | Allows Null | Downloadable | In Report Center? | Rules Available | Notes |
|--------------------------|-------------------|--------|-------------|--------------|-------------------|-----------------|----------------------|
| ip_address | character varying | 15 | | Yes | Yes | No | |
| last_page | character varying | 25 | | Yes | No | No | |
| lastname | character varying | 50 | | Yes | Yes | Yes | from OpenCCC Account |
| mainphone_auth_text | boolean | | | Yes | Yes | Yes | from OpenCCC Account |
| mainphone_ext | character varying | 4 | | Yes | Yes | Yes | from OpenCCC Account |
| mainphone | character varying | 14 | | Yes | Yes | Yes | from OpenCCC Account |
| major_code | character varying | 30 | | Yes | Yes | Yes | |
| major_description | character varying | 100 | | Yes | Yes | Yes | |
| major_id | bigint | | | Yes | No | No | |
| middlename | character varying | 50 | | Yes | Yes | Yes | from OpenCCC Account |
| military_ca_stationed | boolean | | | Yes | Yes | Yes | |
| military_discharge_date | date | | | Yes | Yes | Yes | |
| military_home_country | character | 2 | | Yes | Yes | Yes | |
| military_home_state | character | 2 | | Yes | Yes | Yes | |
| military_legal_residence | character | 2 | | Yes | Yes | Yes | |
| military_stationed_ca_ed | boolean | | | Yes | Yes | Yes | |
| military_status | character | 1 | NOT NULL | Yes | Yes | Yes | |
| no_documents | boolean | | | Yes | Yes | Yes | |
| non_us_address | boolean | | | Yes | Yes | Yes | |
| nonusaprovince | character varying | 30 | | Yes | Yes | Yes | |
| online_classes | boolean | | | Yes | Yes | Yes | |
| orientation | bytea | | | No | No | No | |

| Data Element (column) | Data Type | Length | Allows Null | Downloadable | In Report Center? | Rules Available | Notes |
|-------------------------|-------------------|--------|-------------|--------------|-------------------|-----------------|----------------------|
| otherfirstname | character varying | 50 | | Yes | Yes | Yes | from OpenCCC Account |
| otherlastname | character varying | 50 | | Yes | Yes | Yes | from OpenCCC Account |
| othermiddlename | character varying | 50 | | Yes | Yes | Yes | from OpenCCC Account |
| perm_address_validation | character | 1 | | Yes | No | No | |
| perm_city | character varying | 50 | | Yes | Yes | Yes | from OpenCCC Account |
| perm_country | character | 2 | | Yes | Yes | Yes | from OpenCCC Account |
| perm_nonusaprovince | character varying | 30 | | Yes | Yes | Yes | from OpenCCC Account |
| perm_postalcode | character varying | 20 | | Yes | Yes | Yes | from OpenCCC Account |
| perm_state | character | 2 | | Yes | Yes | Yes | from OpenCCC Account |
| perm_streetaddress1 | character varying | 50 | | Yes | Yes | Yes | from OpenCCC Account |
| perm_streetaddress2 | character varying | 50 | | Yes | Yes | Yes | from OpenCCC Account |
| perm_zip4 | character | 4 | | Yes | No | Yes | |
| pg_edu_mis | character | 2 | | Yes | Yes | Yes | |
| pg_firstname | character varying | 20 | | Yes | Yes | Yes | |
| pg_lastname | character varying | 25 | | Yes | Yes | Yes | |
| pg_rel | character | 1 | | Yes | Yes | Yes | |
| pg1_edu | character | 1 | | Yes | Yes | Yes | |
| pg2_edu | character | 1 | | Yes | Yes | Yes | |
| postalcode | character varying | 20 | | Yes | Yes | Yes | |

| Data Element (column) | Data Type | Length | Allows Null | Downloadable | In Report Center? | Rules Available | Notes |
|-----------------------|-------------------|--------|-------------|--------------|-------------------|-----------------|----------------------|
| preferred_firstname | character varying | 50 | | Yes | No | Yes | from OpenCCC Account |
| preferred_lastname | character varying | 50 | | Yes | No | Yes | from OpenCCC Account |
| preferred_middlename | character varying | 50 | | Yes | No | Yes | from OpenCCC Account |
| preferred_name | boolean | | | Yes | No | Yes | |
| race_ethnic | text | | | Yes | Yes | Yes | |
| race_group | text | | | Yes | Yes | Yes | |
| rdd | date | | | | No | Yes | |
| recommend | integer | | | Yes | Yes | Yes | |
| reentry_program | boolean | | | Yes | Yes | Yes | |
| res_area_a | smallint | | | Yes | Yes | Yes | |
| res_area_b | smallint | | | Yes | Yes | Yes | |
| res_area_c | smallint | | | Yes | Yes | Yes | |
| res_area_d | smallint | | | Yes | Yes | Yes | |
| res_prev_date | date | | | Yes | Yes | Yes | |
| res_status | character | 1 | | Yes | Yes | Yes | |
| res_status_change | boolean | | | Yes | Yes | Yes | |
| salt | text | | | No | No | No | |
| scholarship_info | boolean | | | Yes | Yes | Yes | |
| secondphone_auth_text | boolean | | | Yes | Yes | Yes | from OpenCCC Account |
| secondphone_ext | character varying | 4 | | Yes | Yes | Yes | from OpenCCC Account |
| secondphone | character varying | 14 | | Yes | Yes | Yes | from OpenCCC Account |
| signature | text | | | Yes | No | No | |
| ssn_display | character varying | 11 | | Yes | Yes | Yes | |

| Data Element (column) | Data Type | Length | Allows Null | Downloadable | In Report Center? | Rules Available | Notes |
|-----------------------|-------------------|--------|-------------|--------------|--------------------|-----------------|---------------------------------------|
| ssn_exception | boolean | | | Yes | No | Yes | from OpenCCC Account |
| ssn_no | character | | | No | No | No | from OpenCCC Account may not be in db |
| ssn_type | character | 1 | | Yes | No | Yes | from OpenCCC Account |
| ssn | text | | | Yes | Yes | No | from OpenCCC Account |
| state | character | 2 | | Yes | Yes | Yes | |
| status | character | 1 | | Yes | Yes | Yes | |
| streetaddress1 | character varying | 50 | | Yes | Yes | Yes | |
| streetaddress2 | character varying | 50 | | Yes | Yes | Yes | |
| student_government | boolean | | | Yes | Yes | Yes | |
| suffix | character varying | 3 | | Yes | Yes | Yes | from OpenCCC Account |
| sup_page_code | character varying | 30 | | No | Yes- as content_id | Yes | |
| supp_check_01 | boolean | | | Yes | Yes | Yes | |
| supp_check_02 | boolean | | | Yes | Yes | Yes | |
| supp_check_03 | boolean | | | Yes | Yes | Yes | |
| supp_check_04 | boolean | | | Yes | Yes | Yes | |
| supp_check_05 | boolean | | | Yes | Yes | Yes | |
| supp_check_06 | boolean | | | Yes | Yes | Yes | |
| supp_check_07 | boolean | | | Yes | Yes | Yes | |
| supp_check_08 | boolean | | | Yes | Yes | Yes | |
| supp_check_09 | boolean | | | Yes | Yes | Yes | |
| supp_check_10 | boolean | | | Yes | Yes | Yes | |
| supp_check_11 | boolean | | | Yes | Yes | Yes | |
| supp_check_12 | boolean | | | Yes | Yes | Yes | |

| Data Element (column) | Data Type | Length | Allows Null | Downloadable | In Report Center? | Rules Available | Notes |
|-----------------------|-----------|--------|-------------|--------------|-------------------|-----------------|-------|
| supp_check_13 | boolean | | | Yes | Yes | Yes | |
| supp_check_14 | boolean | | | Yes | Yes | Yes | |
| supp_check_15 | boolean | | | Yes | Yes | Yes | |
| supp_check_16 | boolean | | | Yes | Yes | Yes | |
| supp_check_17 | boolean | | | Yes | Yes | Yes | |
| supp_check_18 | boolean | | | Yes | Yes | Yes | |
| supp_check_19 | boolean | | | Yes | Yes | Yes | |
| supp_check_20 | boolean | | | Yes | Yes | Yes | |
| supp_check_21 | boolean | | | Yes | Yes | Yes | |
| supp_check_22 | boolean | | | Yes | Yes | Yes | |
| supp_check_23 | boolean | | | Yes | Yes | Yes | |
| supp_check_24 | boolean | | | Yes | Yes | Yes | |
| supp_check_25 | boolean | | | Yes | Yes | Yes | |
| supp_check_26 | boolean | | | Yes | Yes | Yes | |
| supp_check_27 | boolean | | | Yes | Yes | Yes | |
| supp_check_28 | boolean | | | Yes | Yes | Yes | |
| supp_check_01 | boolean | | | Yes | Yes | Yes | |
| supp_check_29 | boolean | | | Yes | Yes | Yes | |
| supp_check_30 | boolean | | | Yes | Yes | Yes | |
| supp_check_31 | boolean | | | Yes | Yes | Yes | |
| supp_check_32 | boolean | | | Yes | Yes | Yes | |
| supp_check_33 | boolean | | | Yes | Yes | Yes | |
| supp_check_34 | boolean | | | Yes | Yes | Yes | |
| supp_check_35 | boolean | | | Yes | Yes | Yes | |
| supp_check_36 | boolean | | | Yes | Yes | Yes | |
| supp_check_37 | boolean | | | Yes | Yes | Yes | |
| supp_check_38 | boolean | | | Yes | Yes | Yes | |
| supp_check_39 | boolean | | | Yes | Yes | Yes | |
| supp_check_40 | boolean | | | Yes | Yes | Yes | |
| supp_check_41 | boolean | | | Yes | Yes | Yes | |
| supp_check_42 | boolean | | | Yes | Yes | Yes | |
| supp_check_43 | boolean | | | Yes | Yes | Yes | |
| supp_check_44 | boolean | | | Yes | Yes | Yes | |

| Data Element (column) | Data Type | Length | Allows Null | Downloadable | In Report Center? | Rules Available | Notes |
|-----------------------|-----------|--------|-------------|--------------|-------------------|-----------------|-------|
| supp_check_45 | boolean | | | Yes | Yes | Yes | |
| supp_check_46 | boolean | | | Yes | Yes | Yes | |
| supp_check_47 | boolean | | | Yes | Yes | Yes | |
| supp_check_48 | boolean | | | Yes | Yes | Yes | |
| supp_check_49 | boolean | | | Yes | Yes | Yes | |
| supp_check_50 | boolean | | | Yes | Yes | Yes | |
| supp_country_01 | string | 2 | | Yes | Yes | Yes | |
| supp_country_02 | string | 2 | | Yes | Yes | Yes | |
| supp_country_03 | string | 2 | | Yes | Yes | Yes | |
| supp_country_04 | string | 2 | | Yes | Yes | Yes | |
| supp_country_05 | string | 2 | | Yes | Yes | Yes | |
| supp_date_01 | date | | | Yes | Yes | Yes | |
| supp_date_02 | date | | | Yes | Yes | Yes | |
| supp_date_03 | date | | | Yes | Yes | Yes | |
| supp_date_04 | date | | | Yes | Yes | Yes | |
| supp_date_05 | date | | | Yes | Yes | Yes | |
| supp_menu_01 | string | 60 | | Yes | Yes | Yes | |
| supp_menu_02 | string | 60 | | Yes | Yes | Yes | |
| supp_menu_03 | string | 60 | | Yes | Yes | Yes | |
| supp_menu_04 | string | 60 | | Yes | Yes | Yes | |
| supp_menu_05 | string | 60 | | Yes | Yes | Yes | |
| supp_menu_06 | string | 60 | | Yes | Yes | Yes | |
| supp_menu_07 | string | 60 | | Yes | Yes | Yes | |
| supp_menu_08 | string | 60 | | Yes | Yes | Yes | |
| supp_menu_09 | string | 60 | | Yes | Yes | Yes | |
| supp_menu_10 | string | 60 | | Yes | Yes | Yes | |
| supp_menu_11 | string | 60 | | Yes | Yes | Yes | |
| supp_menu_12 | string | 60 | | Yes | Yes | Yes | |
| supp_menu_13 | string | 60 | | Yes | Yes | Yes | |
| supp_menu_14 | string | 60 | | Yes | Yes | Yes | |
| supp_menu_15 | string | 60 | | Yes | Yes | Yes | |
| supp_menu_16 | string | 60 | | Yes | Yes | Yes | |
| supp_menu_17 | string | 60 | | Yes | Yes | Yes | |

| Data Element (column) | Data Type | Length | Allows Null | Downloadable | In Report Center? | Rules Available | Notes |
|-----------------------|-----------|--------|-------------|--------------|-------------------|-----------------|-------|
| supp_menu_18 | string | 60 | | Yes | Yes | Yes | |
| supp_menu_19 | string | 60 | | Yes | Yes | Yes | |
| supp_menu_20 | string | 60 | | Yes | Yes | Yes | |
| supp_menu_21 | string | 60 | | Yes | Yes | Yes | |
| supp_menu_22 | string | 60 | | Yes | Yes | Yes | |
| supp_menu_23 | string | 60 | | Yes | Yes | Yes | |
| supp_menu_24 | string | 60 | | Yes | Yes | Yes | |
| supp_menu_25 | string | 60 | | Yes | Yes | Yes | |
| supp_menu_26 | string | 60 | | Yes | Yes | Yes | |
| supp_menu_27 | string | 60 | | Yes | Yes | Yes | |
| supp_menu_28 | string | 60 | | Yes | Yes | Yes | |
| supp_menu_29 | string | 60 | | Yes | Yes | Yes | |
| supp_menu_30 | string | 60 | | Yes | Yes | Yes | |
| supp_phonenumber_01 | string | 25 | | Yes | No | No | |
| supp_phonenumber_02 | string | 25 | | Yes | No | No | |
| supp_phonenumber_03 | string | 25 | | Yes | No | No | |
| supp_phonenumber_04 | string | 25 | | Yes | No | No | |
| supp_phonenumber_05 | string | 25 | | Yes | No | No | |
| supp_secret_01 | string | | | Yes | No | No | |
| supp_secret_02 | string | | | Yes | No | No | |
| supp_secret_03 | string | | | Yes | No | No | |
| supp_secret_04 | string | | | Yes | No | No | |
| supp_secret_05 | string | | | Yes | No | No | |
| supp_state_01 | string | 2 | | Yes | Yes | Yes | |
| supp_state_02 | string | 2 | | Yes | Yes | Yes | |
| supp_state_03 | string | 2 | | Yes | Yes | Yes | |
| supp_state_04 | string | 2 | | Yes | Yes | Yes | |
| supp_state_05 | string | 2 | | Yes | Yes | Yes | |
| supp_text_01 | string | 250 | | Yes | Yes | Yes | |
| supp_text_02 | string | 250 | | Yes | Yes | Yes | |
| supp_text_03 | string | 250 | | Yes | Yes | Yes | |
| supp_text_04 | string | 250 | | Yes | Yes | Yes | |
| supp_text_05 | string | 250 | | Yes | Yes | Yes | |

| Data Element (column) | Data Type | Length | Allows Null | Downloadable | In Report Center? | Rules Available | Notes |
|-----------------------|-----------|--------|-------------|--------------|-------------------|-----------------|-------|
| supp_text_06 | string | 250 | | Yes | Yes | Yes | |
| supp_text_07 | string | 250 | | Yes | Yes | Yes | |
| supp_text_08 | string | 250 | | Yes | Yes | Yes | |
| supp_text_09 | string | 250 | | Yes | Yes | Yes | |
| supp_text_10 | string | 250 | | Yes | Yes | Yes | |
| supp_text_11 | string | 250 | | Yes | Yes | Yes | |
| supp_text_12 | string | 250 | | Yes | Yes | Yes | |
| supp_text_13 | string | 250 | | Yes | Yes | Yes | |
| supp_text_14 | string | 250 | | Yes | Yes | Yes | |
| supp_text_15 | string | 250 | | Yes | Yes | Yes | |
| supp_text_16 | string | 250 | | Yes | Yes | Yes | |
| supp_text_17 | string | 250 | | Yes | Yes | Yes | |
| supp_text_18 | string | 250 | | Yes | Yes | Yes | |
| supp_text_19 | string | 250 | | Yes | Yes | Yes | |
| supp_text_20 | string | 250 | | Yes | Yes | Yes | |
| supp_yesno_1 | boolean | | | Yes | Yes | Yes | |
| supp_yesno_2 | boolean | | | Yes | Yes | Yes | |
| supp_yesno_3 | boolean | | | Yes | Yes | Yes | |
| supp_yesno_4 | boolean | | | Yes | Yes | Yes | |
| supp_yesno_5 | boolean | | | Yes | Yes | Yes | |
| supp_yesno_6 | boolean | | | Yes | Yes | Yes | |
| supp_yesno_7 | boolean | | | Yes | Yes | Yes | |
| supp_yesno_8 | boolean | | | Yes | Yes | Yes | |
| supp_yesno_9 | boolean | | | Yes | Yes | Yes | |
| supp_yesno_10 | boolean | | | Yes | Yes | Yes | |
| supp_yesno_11 | boolean | | | Yes | Yes | Yes | |
| supp_yesno_12 | boolean | | | Yes | Yes | Yes | |
| supp_yesno_13 | boolean | | | Yes | Yes | Yes | |
| supp_yesno_14 | boolean | | | Yes | Yes | Yes | |
| supp_yesno_15 | boolean | | | Yes | Yes | Yes | |
| supp_yesno_16 | boolean | | | Yes | Yes | Yes | |
| supp_yesno_17 | boolean | | | Yes | Yes | Yes | |
| supp_yesno_18 | boolean | | | Yes | Yes | Yes | |

| Data Element (column) | Data Type | Length | Allows Null | Downloadable | In Report Center? | Rules Available | Notes |
|-----------------------|--------------------------|--------|---------------|--------------|-------------------|-----------------|-------|
| supp_yesno_19 | boolean | | | Yes | Yes | Yes | |
| supp_yesno_20 | boolean | | | Yes | Yes | Yes | |
| supp_yesno_21 | boolean | | | Yes | Yes | Yes | |
| supp_yesno_22 | boolean | | | Yes | Yes | Yes | |
| supp_yesno_23 | boolean | | | Yes | Yes | Yes | |
| supp_yesno_24 | boolean | | | Yes | Yes | Yes | |
| supp_yesno_25 | boolean | | | Yes | Yes | Yes | |
| supp_yesno_26 | boolean | | | Yes | Yes | Yes | |
| supp_yesno_27 | boolean | | | Yes | Yes | Yes | |
| supp_yesno_28 | boolean | | | Yes | Yes | Yes | |
| supp_yesno_29 | boolean | | | Yes | Yes | Yes | |
| supp_yesno_30 | boolean | | | Yes | Yes | Yes | |
| tanf_ssi_ga | boolean | | | Yes | Yes | Yes | |
| term_code | character varying | 15 | | Yes | Yes | Yes | |
| term_description | character varying | 100 | | Yes | Yes | Yes | |
| term_id | bigint | | | Yes | | No | |
| testing_assessment | boolean | | | Yes | Yes | Yes | |
| transfer_info | boolean | | | Yes | Yes | Yes | |
| transgender | bytea | | | No | No | No | |
| transgnedersubmission | bytea | | | No | No | No | |
| transgender_encrypted | text | | | No | No | No | |
| tstmp_create | timestamp with time zone | | DEFAULT now() | Yes | Yes | No | |
| tstmp_download | timestamp with time zone | | | Yes | Yes | No | |
| tstmp_submit | timestamp with time zone | | | Yes | Yes | Yes | |
| tstmp_update | timestamp with | | | Yes | No | No | |

| Data Element (column) | Data Type | Length | Allows Null | Downloadable | In Report Center? | Rules Available | Notes |
|-----------------------|-------------------|--------|-------------|--------------|-------------------|-----------------|-------|
| | time zone | | | | | | |
| tutoring_services | boolean | | | Yes | Yes | Yes | |
| under19_ind | boolean | | | Yes | No | Yes | |
| veterans_services | boolean | | | Yes | Yes | Yes | |
| visa_type | character varying | 20 | | Yes | Yes | Yes | |
| zip4 | character | 4 | | Yes | No | Yes | |