



CCCApply Data Dictionary V 1.1

Contents

Overview.....	7
Accessibility.....	8
Automatic Field Population.....	9
System Values.....	10
Application ID.....	10
California Community College ID.....	10
Download Status.....	11
College ID.....	12
College Name.....	12
College Address: Street.....	13
College Address: City.....	13
College Address: Zip Code.....	14
College Website URL.....	14
College Phone Number.....	15
College Email.....	15
College District.....	16
College Redirect URL.....	16
College District ID.....	17
District Name.....	17
District Address: Street.....	18
District Address: City.....	18
District Address: Zip Code.....	19
District Website URL.....	19
District Phone Number.....	20
Campaign Fields.....	20
Survey: Experience.....	21
Survey: Recommend.....	21
Survey: Comments.....	22
Enrollment Information.....	23
Term ID.....	23
Term Code.....	23
Term Description.....	24
Term Start Date.....	24
Term End Date.....	25
Term Open Date.....	25
Term Close Date.....	26
Major ID.....	26
Major Code.....	27
Major Description.....	27
Major Start Date.....	28
Major End Date.....	29
TOP Code.....	29
Program Control Number.....	30
Award Type.....	30
Educational Goal.....	31

Intended Major ID..... 32

Account and Mailing Information..... 34

Legal Name: Last..... 35
 Legal Name: Suffix..... 35
 Legal Name: First..... 36
 Legal Name: Middle..... 37
 Previous Name: Last..... 37
 Previous Name: First..... 38
 Previous Name: Middle..... 38
 Social Security Number..... 39
 Social Security Number Type..... 42
 Date of Birth..... 43
 Mailing Address: Street..... 44
 Mailing Address: City..... 45
 Mailing Address: State..... 46
 Mailing Address: Non-USA Province..... 47
 Mailing Address: Postal Code..... 48
 Mailing Address: Country..... 49
 Mailing Address: Same as Permanent..... 50
 Mailing Address Outside U.S..... 51
 Permanent Address: Street..... 52
 Permanent Address: City..... 52
 Permanent Address: State..... 53
 Permanent Address: Non-US State/Province..... 53
 Permanent Address: Zip/Postal Code..... 54
 Permanent Address: Country..... 55
 Main Telephone..... 55
 Main Telephone Extension..... 56
 Main Telephone Text Permission..... 57
 Second Telephone..... 57
 Second Telephone Extension..... 58
 Second Telephone Text Permission..... 59
 Email Address..... 59

Personal Information..... 61

Gender..... 61
 Sexual Orientation..... 62
 Transgender..... 64
 Dependent of Parent/Guardian..... 65
 Parent/Guardian Name: First..... 66
 Parent/Guardian Name: Last..... 67
 Parent/Guardian Relationship..... 68
 Parent/Guardian Education Level..... 69
 Parent/Guardian 2 Education Level..... 71
 Parent/Guardian Education Level: MIS..... 72
 Race/Ethnicity..... 72
 Hispanic/Latino..... 74
 Race Group..... 75

Education..... 78

Enrollment Status..... 78
 High School Education Level..... 79

High School Completion Date..... 81
 Higher Education Level..... 82
 Higher Education Completion Date..... 83
 Highest Education Level..... 84
 Graduated From California High School..... 85
 Attended California High School for Three Years..... 86
 High School Attendance..... 87
 High School Not Listed..... 88
 Last High School Attended: Country..... 89
 Last High School Attended: State..... 90
 Last High School Attended: Name..... 91
 Last High School Attended: City..... 92
 Last High School Attended: CDS Code..... 93
 Last High School Attended: CEEB Code..... 95
 Number of Colleges Attended..... 95
 College Expelled Summary..... 97
 College/University 1: Country..... 97
 College/University 1: State..... 99
 College/University 1: Name..... 100
 College/University 1: City..... 101
 College/University 1: CDS Code..... 102
 College/University 1: CEEB Code..... 103
 College/University 1: Date From..... 104
 College/University 1: Date To..... 105
 College/University 1: College Expelled Status..... 106
 College/University 1: Degree Type..... 107
 College/University 1: Degree Date..... 108
 College/University 1: College Not Listed..... 109

Citizenship/Military..... 111

Citizenship Status..... 111
 Alien Registration Number..... 112
 Visa Type..... 113
 No Documents..... 114
 Visa/Alien Registration Issue Date..... 115
 Visa/Alien Registration Expiration Date..... 116
 Visa/Alien Registration: No Expiration Date..... 117
 Military Status..... 118
 Military Discharge Date..... 119
 Military Discharge Type..... 120
 Military Legal Residence..... 122
 Military Home State..... 123
 Military Home Country..... 124
 Military: Stationed in California..... 124
 Military: Stationed in California for Educational Purposes..... 125

Residency..... 127

California Resident for Two Years..... 127
 Date Current Stay in California Began..... 128
 Not Yet Arrived in California..... 129
 State College Employee..... 130
 Public School Employee..... 131
 Seasonal Agricultural Worker..... 132
 Foster Youth in California..... 133

Foster Youth Status.....	134
Foster Youth Priority.....	135
Foster Youth MIS.....	136
Declared Residency Outside California for Taxes.....	137
Declared Residency Outside California for Taxes Year.....	138
Registered to Vote Outside California.....	139
Registered to Vote Outside California: Year.....	140
Residence for College Outside California.....	141
Residence for College Outside California: Year.....	142
Lawsuit Outside California.....	143
Lawsuit Outside California: Year.....	144
Residency Status.....	145
Residency Status Change.....	145
Previous Residency Date.....	146
Residency Integrity Flags.....	147
Ineligible for Admission Flag.....	147
Eligible for AB540 Waiver.....	148
Financial Aid Referral Flag.....	149
Needs & Interests.....	150
Summary Table of Needs & Interests Values.....	150
Comfortable With English.....	151
Financial Aid Information.....	152
Receiving TANF, SSI, General Assistance.....	152
Athletic Interest: Intercollegiate.....	153
Athletic Interest: Intramural.....	154
Athletic Interest: No.....	155
Programs and Services.....	156
Needs/Interests ID.....	157
Needs/Interests Description.....	158
Consent.....	160
Submission.....	162
IP Address.....	162
Language Flag.....	162
Supplemental Questions Page Code.....	163
E-Signature Confirmation.....	163
Financial Aid Acknowledgement.....	164
Application Confirmation Number.....	166
Submission Timestamp.....	166
Appendix A: Submission Calculation Logic & Residency Algorithm.....	167
Appendix B: Financial Aid Algorithm.....	185
Appendix C: AB540 Waiver Algorithm.....	186
Appendix D: Ineligibility Flag and Highest Education Level.....	188

Appendix E: OpenCCCAccount Fields In CCCApply Application.....189

Appendix F: Table of Downloadable Fields.....191

Appendix G: OpenCCC Account Data Fields..... 205

Overview

This data dictionary describes the data elements for the CCCApply Standard application. Data elements are defined in the order in which they appear to the applicant, with hidden data elements presented where logically appropriate. Data element specifications include:

- Data names and descriptions
- Last revision date for data elements
- MIS data correlation Data types, formats, and lengths
- Data characteristics (downloadable, system-generated, hidden, etc.)
- Input rules, validation checks, and error messages
- Usage, constraints, and notes
- Online prompts and data entry methods
- Online help
- Valid values and labels
- Spanish text where provided by CCCApply-en-Español (Spanish Application)

Data elements that can be included in application downloads are summarized in Appendix F.

Data Formats

Each data value is stored in the database in the format described in this data specification. The stored value format is the default for downloading, but an alternate format for download can be specified by the user through the Download Client format file. See the CCCApply Download Client guide for details.

Format of Data Element Tables Information about each data element is presented in a table with the following layout and contents:

Data Element Descriptor Data Element: The CCCApply database table and data element, in format 'table: element'.

Description: A description of what the data element represents.

Format, Length: The format (data type) and length of the data element.

Values: Possible values that the data element can have. When presented in the format 'X = Description', X is the stored (and downloadable) value, and the description is the meaning of the value. For menus, reports, and displays, the description (perhaps edited) is used.

Allows Null: Whether the data element can be null in a submitted application.

Default: The data element's default value, if any; most CCCApply values do not have a default. **Usage:** Information about how the data element is used.

Notes: Additional information, comments, and/or question about the data element.

Xap Field: The name of the equivalent data element in the Xap CCCApply system (if available).

Revision Log: Information about changes made to this table.

Data Downloading

Application data will be available to colleges for downloading. For the benefit of Xap CCCApply users, the formats of downloadable data should correspond to the formats in the Xap system where possible. Where data correlates to CCCCO MIS data elements, reported by colleges to the Chancellor's Office in a pre-defined format, the downloadable data must be in the MIS format.

In Progress Data

The in-progress applications are stored in a normalized database. The tables in this document represent the data as it is stored in this database. When an application is submitted, the data is copied to another database into two tables that are used for downloads and reporting.

Downloading and Reporting Data

The download and reporting tables are the submitted_application and submitted_question_response tables. The submitted_application table consists of all of the application data in a single flat row. The submitted_question_response table represents a flat version of the answers to the supplemental questions. The content of both of these tables is available for downloading and reporting and is documented in the CCCApply Online User Guide, a link to which can be found on the CCCApply Project site <http://www.cccapplyproject.org/documents>.

Changes to Data Elements

The data elements in this Data Dictionary are subject to change during the implementation of annual updates and at other times. Fields may be added or deprecated. Also, field values may be added, modified, or deprecated. All changes are documented in the Change Log.

Accessibility

The OpenCCC account creation and CCCApply college application platforms underwent web accessibility evaluations in 2015 and now include greater support for potential students with disabilities registering and applying to colleges. The initial focus and remediation efforts addressed specific accessibility issues and resulted in improved keyboard and various assistive technology interactions.



Note: Assistive technologies include screen-readers, speech input, screen-magnification, etc.)

Accessibility evaluations and development will continue for both platforms with a goal of meeting the Web Content Accessibility Guidelines 2.0, Level AA (WCAG 2.0, AA).

Overview of Remediated Issues

- **Images:** Informational/context images now include descriptive text to improve user experience. Visual-design images have been modified so they do not speak incorrect information when encountered by screen-reader applications.
- **Form/Field Labels:** All form fields were modified as needed and associated with their corresponding on-screen text question. When using assistive technology and focus is set to a form field, the appropriate text question will be communicated back to the applicant.
- **English Hover Help Text:** Hover help text was not supported reliably by assistive technologies and removed from form fields in which it is no longer relevant (specifically, Yes/No radio buttons, check boxes, and drop down menus). Hover Help was retained for text input fields and is usable from the keyboard as well as read by assistive technologies in addition to the on-screen text labels.



Note: Spanish hover help remains in place to meet language translation needs.

- **Error and Explanatory Dialog Windows:** Pop-up windows that require user interaction have been modified to support assistive technologies and, when closed, return the individual back to the original location on the web page. If the dialog/pop-up window is due to an input error, focus is returned to the form field that is not correct to assist keyboard, screen-reader, or screen-magnification solution users.
- **Color Contrast:** Color contrast was modified to meet the WCAG 2.0, AA criteria contrast requirements. Changes do not affect the color palettes for a college's logo or branding, but do affect buttons, hyperlinks, and other application process elements. Color contrast will be reviewed continually as the design and appearance of the OpenCCC and CCCApply platforms evolve.
- **Accessibility Web Page:** The OpenCCC Account Creation and CCCApply Application both a web page link providing accessibility information in the page footer. The OpenCCC accessibility page is public facing whereas

the CCCApply accessibility page requires authentication prior to viewing. The accessibility web page includes information specific to website accessibility, including common keyboard commands for web browsers and contact information for reporting an accessibility issue. Contact information on the web page includes accessibility reporting options: e-mail address, phone, TTY, and physical campus address.

Automatic Field Population

Some fields are auto-populated in the CCCApply application.

The Account/Address Information fields auto-populate with the following data from the applicant's OpenCCC account:

- CCCID
- Last Name
- First Name
- Middle Name
- Previous First Name
- Previous Middle Name
- Previous Last Name
- SSN
- SSN Last 4 digits
- SSN Type
- Email Address
- Date of Birth
- Mainphone, extension and authorization for text
- Second phone, extension and authorization for text
- Street address 1 and 2
- City
- State
- Postal code
- Non US Province/State
- Non US Postal Code
- Country



Note: The *Current Mailing Address* fields can be populated from the user's OpenCCC Account *Permanent Address* fields by selecting the check box that indicates the addresses are the same.

US Address verification US addresses are validated using the CASS (U.S. Postal Service) address validation system. This includes the addresses entered in the OpenCCC Account Creation process.

System Values

The tables in this section represent system values that are not populated based on any field entry in the CCCApply standard application, but are configured to autopopulate the database for each application for your college. System Variables System variables are fields generated by the system

Supplemental Questions Table

The Supplemental Questions page allows an individual college to add its own questions to the application. A college may choose whether or not to employ a Supplemental Questions page.

Survey Table

The Survey table contains the information entered in the Application Survey form, which is presented to students after they submit an application.

Note: Information in the Survey table is not supported at this time, nor available for download.

Application ID

Table 1: Application ID

Data Element:	app_id
Description:	The unique identifier for a single application to college.
Format, Length:	bigint
Values:	Unique number assigned by the system for every application.
Allows Null:	No
Default:	None
Usage:	Used to uniquely identify a single application.
Notes:	
Xap Field:	

California Community College ID

Data Element:	ccc_id
Description:	The unique identifier for a single user's account. This identifier is assigned during account creation in OpenCCC. This field is passed as part of a submitted application to each college and is stored in the college Student Information System (SIS). This field can be used for student authentication when a student signs in at a college. It can be passed as an attribute to

	student statewide services so the service can verify the student has an OpenCCC account and perform automatic sign in. This field will also be passed as an MIS field.
Format, Length:	Character varying(8)
Values:	The format of the ccc_id is: Positions 1 - 3: AAA thru ZZZ (Sequentially assigned beginning with AAA) Positions 4 – 7: 0001 thru 9999 (Sequentially assigned beginning with 0001 for each value in positions 1-3) Position 8: For future expansion if all values become exhausted. Note: In positions 1-3, “I” and “O” are not used to avoid confusion with “0” and “1”.
Allows Null:	No. This is a system assigned field and is not entered by the user.
Default:	System assigned.
Usage:	Used to uniquely identify an OpenCCC user account. This account can be used to apply to any participating college in the new CCCApply. It is also used for any additional student statewide services which use the ccc_id for authentication.
Notes:	
Xap Field:	N/A
Revision Log:	~~

Download Status

Data Element:	status
Description:	The download status of an application.
Format, Length:	Character (1)
Values:	I = Initial (when application is initially inserted into submitted_application table), D=Downloaded (application has been downloaded to the college)
Allows Null:	No
Default:	None
Usage:	This field is relevant only to the submitted_application table.
Notes:	
Xap Field:	
Revision Log:	~~

College ID

Data Element:	college_id
Description:	The system's identifier for a particular California Community College.
Format, Length:	bpchar, 3
Values:	3-digit code
Allows Null:	No
Default:	None
Usage:	Identifies a particular college based on the system's table of college ID codes. System field: required and non-configurable.
Notes:	College table.
Xap Field:	
Revision Log:	~~

College Name

Data Element:	college_name
Description:	Name of college student is applying to.
Format, Length:	varchar, 50
Values:	Text string
Allows Null:	No
Default:	None
Usage:	Displayed in many places in the online application process.
Notes:	College table. Required and customizable.
Xap Field:	
Revision Log:	~~

College Address: Street

Data Element:	streetaddress1, streetaddress2
Description:	Street address for the college, in two lines.
Format, Length:	Each: varchar, 50
Values:	Text strings
Allows Null:	streetaddress1 – No - streetaddress2 - Yes
Default:	None
Usage:	Displayed on Application Confirmation page. This field can be customized in the Administrator to appear in the CCCApply application. Values are configured on the College tab in the Administrator and stored in the College table. Required.
Notes:	College table.
Xap Field:	
Revision Log:	~~

College Address: City

Data Element:	city
Description:	City portion of college's address
Format, Length:	varchar, 50
Values:	Text string
Allows Null:	No
Default:	None
Usage:	Displayed on Application Confirmation page. Required and customizable.
Notes:	State is always 'CA' when address is displayed. College table.
Xap Field:	
Revision Log:	~~

College Address: Zip Code

Data Element:	postalcode
Description:	ZIP Code portion of college's address
Format, Length:	varchar, 10
Values:	Text string, 5 or 10 characters
Allows Null:	No
Default:	None
Usage:	Displayed on Application Confirmation page. Required and customizable.
Notes:	College table.
Xap Field:	
Revision Log:	~~

College Website URL

Data Element:	url
Description:	URL for college's website
Format, Length:	varchar, 50
Values:	Text string
Allows Null:	No
Default:	None
Usage:	Displayed on Application Confirmation page; used in hyperlinks to college website
Notes:	<p>Current schema shows 'null' allowed, but this should be a required data element; there should be no colleges without URLs.</p> <p>This field can be customized in the Administrator to appear in the CCCApply application. Values are configured on the College tab in the Administrator and stored in the College table. Required.</p>
Xap Field:	
Revision Log:	~~

College Phone Number

Data Element:	phone_adm
Description:	Phone number for college's Admission Office
Format, Length:	varchar, 14
Values:	Text string
Allows Null:	No
Default:	None
Usage:	Displayed on Application Confirmation page. This field can be customized in the Administrator to appear in the CCCApply application. Values are configured on the College tab in the Administrator and stored in the College table. Not required.
Notes:	College table.
Xap Field:	
Revision Log:	~~

College Email

Data Element:	email_adm
Description:	Email address for college's Admission office
Format, Length:	varchar, 50
Values:	Text string
Allows Null:	No
Default:	None
Usage:	Displayed on Application Confirmation page
Notes:	College table. This field can be customized in the Administrator to appear in the CCCApply application. Values are configured on the College tab in the Administrator and stored in the College table. Not required.
Xap Field:	
Revision Log:	~~

College District

Data Element:	district_id
Description:	An id code linking the college to a District table
Format, Length:	bpchar, 3
Values:	3-digit code
Allows Null:	Yes
Default:	None
Usage:	Links college to information about the district it is in.
Notes:	Current schema shows 'null' not allowed. College table.
Xap Field:	
Revision Log:	~~

College Redirect URL

Data Element:	redirect_url
Description:	The URL the college wants the student's browser to open a new tab for and navigate to upon application submission (Sign Out & Finish button). Note: This field is not fully supported and is only available upon special request/permission basis by contacting Product Manager Patty Donohue at: donohuepa@cccnext.net.
Format, Length:	Varchar
Values:	Valid web site URL.
Allows Null:	Yes
Default:	Null
Usage:	Sends student's web browser focus to a college-specific URL upon application submission to encourage a more seamless experience.
Notes:	College table.
Xap Field:	
Revision Log:	~~

College District ID

Data Element:	district_id
Description:	The system's identifier for a particular CCC District.
Format, Length:	bpchar, 3
Values:	3-digit code
Allows Null:	No
Default:	None
Usage:	Identifies a particular CCC District based on the system's table of district ID codes. System field: required and non-configurable.
Notes:	District table.
Xap Field:	
Revision Log:	~~

District Name

Data Element:	district_name
Description:	Name of district
Format, Length:	varchar, 50
Values:	Text string
Allows Null:	No
Default:	None
Usage:	Used to identify the college district by the Help Desk for student support and account recovery. Required and customizable.
Notes:	District table.
Xap Field:	
Revision Log:	~~

District Address: Street

Data Element:	streetaddress1, streetaddress2
Description:	Street address for the district, in two lines.
Format, Length:	Each: varchar, 50
Values:	Text strings
Allows Null:	streetaddress1 – No, streetaddress2 - Yes
Default:	None
Usage:	This field can be customized in the Administrator to appear in the CCCApply application. Values are configured on the District tab in the Administrator and stored in the District table. Required and customizable.
Notes:	District table.
Xap Field:	
Revision Log:	~~

District Address: City

Data Element:	city
Description:	City portion of district's address
Format, Length:	varchar, 50
Values:	Text string
Allows Null:	No
Default:	None
Usage:	Currently no use is defined. Required and customizable.
Notes:	State is always 'CA'. District table.
Xap Field:	
Revision Log:	~~

District Address: Zip Code

Data Element:	postalcode
Description:	ZIP Code portion of district's address
Format, Length:	varchar, 10
Values:	Text string, 5 or 10 characters
Allows Null:	No
Default:	None
Usage:	Required and customizable.
Notes:	District table.
Xap Field:	
Revision Log:	~~

District Website URL

Data Element:	url
Description:	URL for district's website
Format, Length:	varchar, 50
Values:	Text string
Allows Null:	Yes
Default:	None
Usage:	This field can be customized in the Administrator to appear in the CCCApply application. Values are configured on the District tab in the Administrator and stored in the District table. Required and customizable.
Notes:	District table.
Xap Field:	
Revision Log:	~~

District Phone Number

Data Element:	phone_adm
Description:	Phone number for district
Format, Length:	varchar, 14
Values:	Text string
Allows Null:	No
Default:	None
Usage:	This field can be customized in the Administrator to appear in the CCCApply application. Values are configured on the District tab in the Administrator and stored in the District table. Required and customizable.
Notes:	District table.
Xap Field:	
Revision Log:	~~

Campaign Fields

Data Element:	campaign1, campaign2, campaign3
Description:	The campaign name that the college designated in the URL link to the OpenCCCApply Standard application to indicate the source of the student's application. Up to three campaigns may be stored in the database.
Format, Length:	varchar, 255
Values:	Text string; supported characters: a-z, A-Z, 0-9, -, _, ., ~ and %
Allows Null:	No
Default:	None
Usage:	Provides a name that colleges can download and report on as a measure of a campaign's success.
Notes:	Application table. In order to implement the campaign feature, when you create your URL for students to link to the CCCApply application you must add the extra parameter of &user1=x (where x = the name of your campaign) on to the end of the URL link. You can do this for up to three parameters, using &user1=x&user2=y and &user3=z (where x, y and z = the names of other unique campaigns). For example, the format for implementing a URL for three campaigns would look like this:

	http://www.google.com https://www.opencccapply.net/cccapply-welcome?cccMisCode=231&user1=x&user2=y&user3=z An example of the practical implementation of this format is: https://www.opencccapply.net/cccapply-welcome?cccMisCode=231&user1=collegeIntroPage&user2=advertOnGoogle&user3=advertOnGoodMorningAmerica
Xap Field:	
Revision Log:	~~

Survey: Experience

Data Element:	experience
Description:	Applicant's response to rating their experience in applying to the college, responding to the question: "How would you rate your experience applying to this college using the online application?"
Format, Length:	integer, 1
Values:	1 = Very Satisfied 2 = Satisfied 3 = Neutral 4 = Dissatisfied 5 = Very Dissatisfied
Allows Null:	No
Default:	None
Usage:	
Notes:	Survey table.
Xap Field:	
Revision Log:	~~

Survey: Recommend

Data Element:	recommend
---------------	-----------

Description:	Applicant's response to whether or not they would recommend the application process to a friend, responding to the survey question: "Would you recommend this online application process to other students?"
Format, Length:	integer, 1
Values:	1 = yes 2 = no
Allows Null:	No
Default:	None
Usage:	
Notes:	Survey table.
Xap Field:	
Revision Log:	~~

Survey: Comments

Data Element:	comments
Description:	Applicant's response to the survey field: "Please share any comments you would like to make about this online application."
Format, Length:	Text
Values:	Freeform text.
Allows Null:	No
Default:	None
Usage:	
Notes:	Survey table.
Xap Field:	
Revision Log:	~~

Enrollment Information

The tables in this section show the fields that are populated from the Enrollment Information tab of the CCCApply Standard application.

Term ID

Data Element:	term_id
Description:	The system's identifier for a particular term.
Format, Length:	bigint, 5
Values:	5-digit code
Allows Null:	No
Default:	None
Usage:	Identifier for a particular term
Notes:	College input via the Administrator. Term ID should not be edited or deleted once it is made available to students.
Xap Field:	
Revision Log:	~~
Data Element:	application: term_id (term_id is the key for a specific term, providing the link to term code, description, start date, etc.) Term table

Term Code

Data Element:	term_code
Description:	The college's code for the term
Format, Length:	varchar, 15
Values:	Text string
Allows Null:	No
Default:	None
Usage:	Typically, this will be what a college will want to download as an identifier for the term applied for.

Notes:	College input via the Administrator. Term code should not be edited or deleted once it is made available to students. Term table.
Xap Field:	
Revision Log:	~~

Term Description

Data Element:	term_description
Description:	Identifies the
Format, Length:	varchar, 100
Values:	Text string
Allows Null:	No
Default:	None
Usage:	Appears in menu for Term Applied For if term is open
Notes:	College input via the Administrator. Term table.
Xap Field:	
Revision Log:	~~
Question Text:	Term Applying For [menu]
Conditions:	Always
Additional Text:	None
Response Options:	Menu consisting of 'description' fields for all open terms in the college's Term Table except any terms for which this account has already submitted an application.
Pop-Up Help:	None
Field Error Check:	None
Page Error Check:	Required user response; else error message, "You must select the Term you are applying for."
Notes:	Never auto populates.

Term Start Date

Data Element:	date_start
Description:	The date on which the college-defined term starts (i.e., first day of classes).

Format, Length:	date, 13
Values:	Date input by (or provided by) the college
Allows Null:	No
Default:	None
Usage:	Used to determine RDD (Residency Determination Date), which by state law is one day before term start date.
Notes:	College input via the Administrator. Term table.
Xap Field:	
Revision Log:	~~

Term End Date

Data Element:	date_end
Description:	The date on which the college-defined term ends.
Format, Length:	date, 13
Values:	Date input by (or provided by) the college
Allows Null:	No
Default:	None
Usage:	
Notes:	College input via the Terms tab in the Administrator. Term table.
Xap Field:	
Revision Log:	~~

Term Open Date

Data Element:	date_open
Description:	Term Applying For” menu. Date when a user can begin an application for this term.
Format, Length:	date, 13
Values:	Date input by (or provided by) the college

Allows Null:	No
Default:	None
Usage:	For a term to appear in the Term Applying For menu, the current date must be between 'term: date_open' and 'term: date_close' (inclusive).
Notes:	College input via the Terms tab in the Administrator. Term table.
Xap Field:	
Revision Log:	~~

Term Close Date

Data Element:	date_close
Description:	Date when the college-defined term no longer appears in the "Term Applying For" menu. The last day a user can begin or submit an application for this term.
Format, Length:	date, 13
Values:	Date input by (or provided by) the college
Allows Null:	No
Default:	None
Usage:	For a term to appear in the Term Applying For menu, the current date must be between 'term: date_open' and 'term: date_close' (inclusive). For an application to be submitted, the current date cannot be after 'term: date_close' for the Term Applying For.
Notes:	College input via the Terms tab in the Administrator. Term table.
Xap Field:	
Revision Log:	~~

Major ID

Data Element:	major_id
Description:	The system's identifier code for a particular major.
Format, Length:	bpchar, 5

Values:	5-digit code
Allows Null:	No
Default:	None
Usage:	Identifier for a particular major
Notes:	Major table.
Xap Field:	
Revision Log:	~~
Data Element:	application: major_id

Major Code

Data Element:	major_code
Description:	The college's code for the major
Format, Length:	varchar, 30
Values:	Text string
Allows Null:	No
Default:	None
Usage:	Typically, this will be what a college will want to download as an identifier for the major.
Notes:	Major table.
Xap Field:	
Revision Log:	~~

Major Description

Data Element:	major_description
Description:	The college's description for a particular major.
Format, Length:	varchar, 100
Values:	Text string

Allows Null:	No
Default:	None
Usage:	Appears in menu for Intended Major or Program of Study if major is open.
Notes:	Major table.
Xap Field:	
Revision Log:	~~
Question Text:	Intended Major or Program of Study [menu]
Conditions:	<p>The major dropdown list is disabled until the term has been selected. The major dropdown should be populated based on the term selected using the following logic. Note: If the term is changed, the major list should be refreshed based on the new term and the user is required to select their major again.</p> <p>If term.date_start >= major.date_start If major.date_end null display the major in the major list Else If term.date_start <= major.date_end Then display the major in the major list Else Do not display the major in the major list Else Do not display the major in the major list.</p>
Additional Text:	
Response Options:	Menu consisting of 'description' fields for all active majors in the college's Major Table.
Pop-Up Help:	None
Field Error Check:	None
Page Error Check:	Required user response; else error message, "You must select your Intended Major or Program of Study."
Notes:	major_id is the key for a specific major, providing the link to major code, description, start date, etc.

Major Start Date

Data Element:	date_start
Description:	Date when this major will be available for selection by an applicant.
Format, Length:	date, 13
Values:	Date input by (or provided by) the college

Allows Null:	No
Default:	Date when this major is added to Major Table
Usage:	For a Major to appear in the Intended Major menu, the current date must be between 'major: date_start' and 'major: date_end' (inclusive).
Notes:	Xap CCCApply does not support a Major Start Date. Major table.
Xap Field:	
Revision Log:	~~

Major End Date

Data Element:	date_end
Description:	Date after which this major will not be available for selection by an applicant.
Format, Length:	date, 13
Values:	Date input by (or provided by) the college
Allows Null:	No
Default:	Some future date that is effectively not an end date: e.g., 1/1/2099
Usage:	For a Major to appear in the Intended Major menu, the current date must be between 'major: date_start' and 'major: date_end' (inclusive).
Notes:	Xap CCCApply does not support a Major End Date. Major table.
Xap Field:	
Revision Log:	~~

TOP Code

Data Element:	top_code
Description:	TOP Code from Chancellor's office.
Format, Length:	Character(6)
Values:	From CO
Allows Null:	Yes

Default:	
Usage:	
Notes:	Currently, this field is not required. May be used to identify CCCCO TOP code. Major table.
Xap Field:	
Revision Log:	~~

Program Control Number

Data Element:	program_control_number
Description:	Unique code for every major from Chancellor's office.
Format, Length:	Character(5)
Values:	From CO
Allows Null:	Yes
Default:	
Usage:	
Notes:	Currently, this field is not required. May be used to identify CCCCO Program Control Number. Major table.
Xap Field:	
Revision Log:	~~

Award Type

Data Element:	award_type
Description:	Award Type from Chancellor's office.
Format, Length:	Character(1)
Values:	Award type values that appear in the Award Type [menu]: AA = Associate of Arts degree AS = Associate of Science degree Certificate = Certificate of Study Other = Other Award Type

Allows Null:	Yes
Default:	
Usage:	
Notes:	Major table.
Xap Field:	
Revision Log:	~~

Educational Goal

Data Element:	edu_goal
Description:	Applicant's answer to Educational Goal
Format, Length:	bpchar, 1
Values:	<p>A - Obtain an associate degree and transfer to a 4-year institution</p> <p>B - Transfer to a 4-year institution without an associate degree</p> <p>C - Obtain a 2-year associate degree without transfer</p> <p>D - Obtain a 2-year technical degree without transfer (No longer in use. MIS SS01)</p> <p>E - Earn a career technical certificate without transfer</p> <p>F - Discover/Formulate career interests, plans, goals</p> <p>G - Prepare for a new career (acquire job skills)</p> <p>H - Advance in current job/career (update job skills)</p> <p>I - Maintain certificate or license</p> <p>J - Educational development</p> <p>K - Improve basic skills</p> <p>L - Complete credits for high school diploma or GED</p> <p>M - Undecided on goal</p> <p>N - To move from noncredit coursework to credit coursework</p> <p>O - 4 year college student taking courses to meet 4 year college requirements</p>
Allows Null:	No
Default:	None
Usage:	MIS reporting, SB14 Student Success MIS code: SS01
Notes:	Stored and downloadable value should be the 1-character code for the Ed Goal.

Xap Field:	educationalGoals
Revision Log:	~~
Question Text:	Educational Goal [menu]
Conditions:	Always
Additional Text:	
Response Options:	<p>A = Obtain an associate degree and transfer to a 4-year institution B = Transfer to a 4-year institution without an associate degree</p> <p>C = Obtain a 2-year associate degree without transfer</p> <p><i>D = Obtain a 2-year career technical degree without transfer (No longer in use. See notes.)</i></p> <p>E = Earn a career technical certificate without transfer F = Discover/formulate career interests, plans, goals G = Prepare for a new career (acquire job skills)</p> <p>H = Advance in current job/career (update job skills) I = Maintain certificate or license</p> <p>J = Educational development K = Improve basic skills</p> <p>L = Complete credits for high school diploma or GED M = Undecided on goal</p> <p>N = Move from noncredit coursework to credit coursework</p> <p>O = 4 year college student taking courses to meet 4 year college requirements</p>
Field Error Check:	None
Page Error Check:	Required user response; else error message, "You must select your Educational Goal."
Notes:	Formerly MIS SB14 (2014 New SSSP MIS: Value D no longer valid.) Application table.
Data Element:	application: edu_goal

Intended Major ID

Data Element:	major_id
Description:	Applicant's answer to Intended Major
Format, Length:	bigint, 5
Values:	5-digit code
Allows Null:	No
Default:	None
Usage:	Provides the key to any other major information needed in the online application, post-application information, or application download.

Notes:	Application table.
Xap Field:	Major Code Major 1 – name Application Submitted Major
Revision Log:	~~

Account and Mailing Information

The tables in this section show the fields that are populated from the Account/Mailing Information tab of the CCCApply standard application.

Link to Account Profile (Edit Account)

Most of the data on the Account & Mailing Information page consists of Account data that is displayed for review and that can be edited by clicking 'Edit Account' (which brings up the My Account/Account Profile page). Data populates from My Account to the submitted application on submission, as indicated in the Table of Account Data Saved in Application Database. For details about these data elements, see the Account Creation and Account Profile Specifications. The only information directly provided on the Account & Mailing Information page is the applicant's mailing address.

OpenCCC Account Data Saved in the Submitted Application Database

Data Item	Account Data Element	Application Data Element
Legal Name: Last	lastname	person_info: lastname
Legal Name: Suffix	suffix	personal_info: suffix
Legal Name: First	firstname	personal_info: firstname
Legal Name: Middle	middlename	personal_info: middlename
Permanent Address: Street	streetaddress1 streetaddress2	contact: perm_streetaddress1 contact: perm_streetaddress2
Permanent Address: City	city	contact: perm_city
Permanent Address: State	state	contact: perm_state
Permanent Address: Non-U.S. State/ Province	nonusaprovince	contact: perm_nonusaprovince
Permanent Address: Postal Code	postalcode	contact: perm_postalcode
Permanent Address: Country	county	contact: perm_country
Previous Name: Last	otherlastname	personal_info: otherlastname
Previous Name: First	otherfirstname	personal_info: otherfirstname
Previous Name: Middle	othermiddlename	personal_info: othermiddlename
Main Telephone	mainphone	contact: mainphone
Main Telephone Extension	mainphone_ext	contact: mainphone_ext
Text Permission: Main Telephone	mainphone_auth_text	contact: mainphone_auth
Second Telephone	secondphone	contact: secondphone
Second Telephone Extension	secondphone_ext	contact: secondphone_ext
Text Permission: Second Telephone	secondphone_auth_text	contact: secondphone_auth
Email Address	email	contact: email
Social Security Number/TIN	ssn	personal_info: ssn
Social Security Number/TIN Type	ssn_type	Personal_info: ssn_type

Data Item	Account Data Element	Application Data Element
Date of Birth	birthdate	personal_info: birthdate

Legal Name: Last

Data Element:	lastname
Description:	Applicant's Legal Name: Last
Format, Length:	varchar, 50
Values:	Text string
Allows Null:	No
Default:	None
Usage:	Reported to MIS as SB32
Notes:	Populated from the OpenCCC Account database at time of submission. personal_info table.
Xap Field:	Student name - last
Revision Log:	~~
MIS Correlation	DED SB32
Input Rules	<p>Required user response; else error message, "Student name: You must enter your last name."</p> <p>May not be changed at same time as date of birth (i.e., during the same 'Save'); else error message, "We found some problems with the information you submitted: You cannot change both your name and your date of birth. If you are sharing someone else's account to make this application, please create your own account. If you are using your own account and need to change both your name and your birthdate, please contact OpenCCC Support."</p>

Legal Name: Suffix

Data Element:	suffix
Description:	Applicant's Legal Name: Suffix
Format, Length:	varchar, 3
Values:	<p><null></p> <p>JR</p> <p>SR</p> <p>I</p> <p>II</p>

	III IV
Allows Null:	Yes
Default:	None
Usage:	
Notes:	Populated from the OpenCCC Account database at time of submission. personal_info table.
Xap Field:	nameSuffix
Revision Log:	~~
MIS Correlation	None
Input Rules	Optional user response

Legal Name: First

Data Element:	firstname
Description:	Applicant's Legal Name: First
Format, Length:	varchar, 50
Values:	Text string
Allows Null:	Yes
Default:	None
Usage:	Reported to MIS as SB31
Notes:	Populated from OpenCCC Account database at time of submission. pesonal_info table.
Xap Field:	Student name - first
Revision Log:	~~
MIS Correlation	DED SB31
Input Rules	<p>Input from OpenCCC Account Creation application and can be changed while applying using the CCCApply Application by clicking the Edit Account button. Required user response (in the OpenCCC Account Creation), unless "I have no first name" is checked; else error message, "We found some problems with the information you submitted: You must enter your first name."</p> <p>Text above field in OpenCCC Account Creation: Enter your legal name as it appears on official documents such as your government issued ID.</p> <p>May not be changed at same time as date of birth (i.e., during the same 'Save'); else error message, "We found some problems with the information you submitted: You cannot change</p>

both your name and your date of birth. If you are sharing someone else's account to make this application, please create your own account. If you are using your own account and need to change both your name and your birthdate, please contact OpenCCC Support."

Legal Name: Middle

Data Element:	middlename
Description:	Applicant's Legal Name: Middle
Format, Length:	varchar, 50
Values:	Text string
Allows Null:	Yes
Default:	None
Usage:	
Notes:	Populated from the OpenCCC Account database at time of submission. personal_info table.
Xap Field:	Student name - middle
Revision Log:	~~
MIS Correlation	None
Input Rules	Required user response, unless "Check here if no middle name" is checked; else error message, "We found some problems with the information you submitted: You must enter your middle name."

Previous Name: Last

Data Element:	otherlastname
Description:	Applicant's Previous Name: Last
Format, Length:	varchar, 50
Values:	Text string
Allows Null:	Yes
Default:	None
Usage:	
Notes:	Populated from the OpenCCC Account database at time of submission. personal_info table.

Xap Field:	Other name - last name
Revision Log:	~~
MIS Correlation	None
Input Rules	Optional user response.

Previous Name: First

Data Element:	otherfirstname
Description:	Applicant's Previous Name: First
Format, Length:	varchar, 50
Values:	Text string
Allows Null:	Yes
Default:	None
Usage:	
Notes:	Populated from the OpenCCC Account database at time of submission. personal_info table.
Xap Field:	Other name - first name
Revision Log:	~~
MIS Correlation	None
Input Rules	Optional unless Previous Last Name is populated. If Previous Last Name is populated, required user response, unless "Check here if no first name" is checked; else error message, "We found some problems with the information you submitted: You must enter your previous first name."

Previous Name: Middle

Data Element:	othermiddlename
Description:	Applicant's Previous Name: Middle
Format, Length:	varchar, 50
Values:	Text string
Allows Null:	Yes
Default:	None

Usage:	
Notes:	Populated from the OpenCCC Account database at time of submission. personal_info table.
Xap Field:	
Revision Log:	~~
MIS Correlation	
Input Rules	Optional unless Previous Last Name is populated. If Previous Last Name is populated, required user response, unless "Check here if no middle name" is checked; else error message, "We found some problems with the information you submitted: You must enter your previous middle name."

Social Security Number

Data Element:	ssn
Description:	Encrypted Social Security Number/Taxpayer Identification Number
Format, Length:	text, 2147483647
Values:	encrypted
Allows Null:	Yes. If applicant selects the check box during OpenCCC Account Creation indicating they do not have a social security number or taxpayer identification number or decline to provide one, then the ssn field stores null.
Default:	None
Usage:	See form specification below.
Notes:	SSN is never displayed to the applicant, and cannot be viewed by anyone properly or improperly using the applicant's account. Populated from OpenCCC Account database at time of submission.
Xap Field:	Social Security Number
Revision Log:	~~
Data Name:	personal_info: ssn
Description:	Applicant's Social Security number or Taxpayer Identification Number.
Last Revision:	6/02/14
Data Type/ Format:	Two fields; each 11 characters, numeric plus: format nnn-nn-nnnn Hyphens are not required in input, but will be inserted in stored value.
Error Checking:	Required user responses, unless checkbox "ssn_no" is not empty; else error message: "Your Social Security Number, or Taxpayer Identification Number, is invalid or absent. Please enter

	<p>your number, or check the box to confirm you do not have a Social Security Number (or Taxpayer Identification Number) or decline to provide one at this time.”</p> <p>Hyphens are not required in input, but will be inserted in stored value.</p> <p>Two SSN/TIN entries must match; else error message, “Your Social Security Number or Taxpayer Identification Number entries do not match. Please try again.”</p> <p>Social Security Number must meet validity check (see Notes/Constraints); else error message, ”Your Social Security Number is invalid for the Type you've selected. Please re-enter the number or change the number Type.</p> <p>Taxpayer Identification Number must meet validity check (see Notes/Constraints); else error message, “Your Taxpayer Identification Number is invalid for the Type you've selected. Please re-enter the number or change the number Type.”</p>
Storage/Usage:	<p>Only one field is stored. Stored in database for use in auto population. Included in Account Creation/Account Profile.</p> <p>Not required to be unique: two or more accounts can have the same SSN/TIN. (A new account cannot be created if an existing account has the same SSN/TIN and Date of Birth, but two accounts can have the same SSN/TIN and Date of Birth if data is changed after the account has been created.)</p>
Notes/Constraints:	<p>SSN/TIN is sensitive information, protected by federal and state law. For this field, the text, operational characteristics, and usage must be approved by the Legal Counsel of the CCC Chancellor’s Office.</p> <p>The following validity checks are applied to the SSN/TIN (and SSN/TIN Type) entries:</p> <p>If SSN fields are not empty AND the “ssn_type” field indicates “Social Security number” THEN</p> <ol style="list-style-type: none"> 1. Area Code (first three digits) may not be 000, 666 or between 900 and 999 (inclusive). 2. Group Number (middle two digits) may not be 00. 3. Serial Number (final four digits) may not be 0000. <p>Else error message: “Your Social Security Number is invalid for the Type you've selected. Please re-enter the number or change the number Type.”</p> <p>If SSN fields are not empty AND the “ssn_type” field indicates “Taxpayer ID Number” THEN</p> <ol style="list-style-type: none"> 1. <p>Else, error message: “Your Taxpayer Identification Number is invalid for the Type you've selected. Please re-enter the number or change the number Type.”</p> <p>Do not allow a value to be pasted into either SSN field. Users must type both entries.</p> <p>New random ssn assignment began on June 25, 2011. This is documented here: http://custhelp.ssa.gov/app/answers/detail/a_id/425/~-/determining-social-security-numbers/ personal_info table.</p>
Prompt Text:	<p>The Social Security Number is required to claim tax credits for higher education costs known as the American Opportunity Tax Credit in accordance with the Taxpayer Relief Act of 1997.</p> <p>Federal law requires the California Community Colleges to provide specific information to the Internal Revenue Service (IRS) for the purpose of filing an information return (IRS Form 1098-T “Tuition Statement”) for each student in attendance, with a few exceptions.</p>

	<p>The information required by the IRS includes the student’s name, address, Social Security Number (SSN) or Taxpayer Identification Number (TIN/iTIN), and enrollment status, as well as the amount of tuition paid or billed, and scholarships received. (26 C.F.R. 1-60505- 1(b)(2)(ii).)</p> <p>Failure to provide a correct Social Security Number or TIN while claiming tax credits for specified education expenses may result in a penalty levied against the student by the IRS in the amount of \$100, per year, until the missing or incorrect information is provided (26 C.F.R. 1-60505-1(e)(4)).</p> <p>In addition, California Education Code sections 68041 and 70901(b)(7) authorizes the California Community Colleges Chancellor’s Office (CCCCO) to collect information you submit through the OpenCCC Online Student Account and CCCApply Online Application for Admission for the purposes of completing and submitting California College admission applications and financial aid on your behalf.</p> <p>Further, information acquired by the CCCCCO is subject to the limitations set forth in the Information Practices Act of 1977 (Title 1.8 (commencing with Section 1798) of Part 4 of Division 3 of the Civil Code). Compliance with these laws is identified in the Privacy https://ci.openccc.net/uPortal/f/u911s4/p/CCCPrivacyPolicy.u911n52/max/render.uP Policy.</p> <p>By providing my Social Security Number or Taxpayer Identification Number below, or by indicating that I do not have a Social Security Number or decline to provide one at this time, I confirm that I have read and understand the federal laws provided above, and the state privacy laws and regulations provided in the Privacy https://ci.openccc.net/uPortal/f/u911s4/p/CCCPrivacyPolicy.u911n52/max/render.uP Policy.</p> <p>Your Social Security Number must be accurate to ensure the integrity of your permanent record and to avoid potential penalties imposed by the IRS for providing an incorrect number.</p> <p>Social Security Number (or Taxpayer Identification Number) [numeric textbox] ###-##-####</p> <p>Repeat Social Security Number (or Taxpayer Identification Number) [numeric textbox] ###-##-####</p>
<p>Hover Help:</p>	<p>[SSN/TIN Field] Enter your Social Security Number or Taxpayer Identification Number twice to make sure you enter it correctly.</p> <p>[Spanish: "Entre en su Número de Seguridad Social o Número de Identificación de Contribuyente dos veces p asegurarse de que se entro correctamente."]</p> <p>[Repeat SSN/TIN Field] Enter your Social Security Number or Taxpayer Identification Number twice to make sure you enter it correctly.</p> <p>[Spanish: "Entre en su Número de Seguridad Social o Número de Identificación de Contribuyente dos veces p asegurarse de que se entro correctamente."]</p>
<p>Pop-Up Help:</p>	<p>1) Exceptions: Clicking on “Exceptions” hyperlink brings up Pop-Up box with list of exceptions to the IRS federal requirements for submitting SSN/TINs.</p> <p>2) Taxpayer Identification Numbers (TIN): Clicking on “Taxpayer Identification Numbers” hyperlink brings up Pop-Up box with definitions of TIN variations that are acceptable for this requirement.</p> <p>Clicking on “Privacy Policy” hyperlink brings up full privacy policy statement in new window.</p>

Values - Labels:	Null or numeric string with hyphens
MIS Correlation	None
Input Rules	See Notes/Constraints and Prompt Text sections in this table, above.

Social Security Number Type

Data Name:	ssn_type
Description:	Applicant indicates the type of identification number being provided.
Last Revision:	12/5/14
Data Type/ Format:	1 character, numeric
Error Checking:	Required user response if SSN is not empty, and ssn_no is empty; else error message, "Please indicate the type of number being provided: Social Security Number or Taxpayer Identification Number."
Storage/Usage:	Stored in database for download. Included in Account Profile.
Notes/Constraint:	<p>The following validity checks are applied to the SSN/TIN entries:</p> <p>If SSN fields are not empty AND the "ssn_type" field indicates "Social Security number" THEN</p> <ol style="list-style-type: none"> 1. Area Code (first three digits) may not be 000, 666 or between 900 and 999 (inclusive). 2. Group Number (middle two digits) may not be 00. 3. Serial Number (final four digits) may not be 0000. <p>Else error message: "Your Social Security Number is invalid for the Type you've selected. Please re-enter the number or change the number Type."</p> <p>If SSN fields are not empty AND the "ssn_type" field indicates "Taxpayer ID Number" THEN</p> <ol style="list-style-type: none"> 1. Area Code (first three digits) must be between 900 and 999 (inclusive). <p>Else, error message: "Your Taxpayer Identification Number is invalid for the Type you've selected. Please re-enter the number or change the number Type."</p> <p>Populated from OpenCCC Account database at time of submission.</p>
Prompt Text:	[Radial Button] Please indicate the type of number:
Values - Labels:	Not currently supported, but may be supported in a future revision of the application.
Data Name:	ssn_type
Description:	Applicant indicates the type of identification number being provided.
Last Revision:	7/11/2014

Data Type/ Format:	1 character, numeric
Error Checking:	Required user response if SSN is not empty, and ssn_no is empty; else error message, "Please indicate the type of number being provided: Social Security Number or Taxpayer Identification Number."
Storage/Usage:	Stored in database for download. Included in Account Profile.
Notes/Constraints:	<p>The following validity checks are applied to the SSN/TIN entries:</p> <p>If SSN fields are not empty AND the "ssn_type" field indicates "Social Security number" THEN</p> <ol style="list-style-type: none"> 1. Area Code (first three digits) may not be 000, 666 or between 900 and 999 (inclusive). 2. Group Number (middle two digits) may not be 00. 3. Serial Number (final four digits) may not be 0000. <p>Else error message: "Your Social Security Number is invalid for the Type you've selected. Please re-enter the number or change the number Type."</p> <p>If SSN fields are not empty AND the "ssn_type" field indicates "Taxpayer ID Number" THEN</p> <ol style="list-style-type: none"> 1. <p>Else, error message: "Your Taxpayer Identification Number is invalid for the Type you've selected. Please re-enter the number or change the number Type."</p> <p>personal_info table.</p>
Prompt Text:	[Radial Button] Please indicate the type of number:
Hover Help:	[Spanish: "Por favor seleccione el tipo del número: Número de Seguro Social o Número de Identificación de Contribuyente."]
Values - Labels:	
MIS Correlation	
Input Rules	See Error Checking and Notes/Constraints sections in this table, above.

Date of Birth

Data Element:	birthdate
Description:	Applicant's Date of Birth
Format, Length:	date, 10 Downloads in this format: yyyy-mm-dd
Values:	Valid date
Allows Null:	No

Default:	None
Usage:	<p>Birth date is used in the admission application to calculate age, to identify applicants who are too young to transact business online per COPPA (Child Online Privacy Protection Act—under age 13), and to identify minors for residency calculation and collection of parent or guardian contact information. OCR acknowledges that collection of birth date is allowed under California State law.</p> <p>For residency and minor identification, the applicant's age is calculated as of the day before the start-of-term date <ResidencyDeterminationDate>.</p>
Notes:	<p>Populated from Account database at time of submission.</p> <p>Birth date is sensitive information, protected by federal law and the Office of Civil Rights (with regard to age discrimination). Any change to the text, prompt, access, or transmission of this data item must be approved by the Legal Counsel of the CCC Chancellor's Office and the Office of Civil Rights.</p> <p>This information may not be provided to staff in the capacity of making a decision to admit an applicant until after the applicant is admitted—that is, uniformly enabled to register for classes. personal_info table.</p> <p>Populated from OpenCCC Account database at time of submission.</p>
Xap Field:	Birthdate
Revision Log:	~~
MIS Correlation	SB03
Input Rules	<p>Required user response, else error message “We found some problems with the information you submitted: Your Date of Birth is invalid or absent. It must be a valid date in mm/dd/yyyy format.”</p> <p>Date may not be less than 13 years before current date; else error message, “We found some problems with the information you submitted: Federal privacy laws restrict applicants age 13 or younger from creating an online account and applying to college using an online application. Please contact the college's Admissions & Records Office for assistance.</p> <p>Date of birth may not be changed at the same time (i.e., during the same ‘Save’) as either the first name or the last name; else error message, “We found some problems with the information you submitted: You cannot change both your name and your date of birth. If you are sharing someone else's account to make this application, please create your own account. If you are using your own account and need to change both your name and your birthdate, please contact OpenCCC Support.”</p>

Mailing Address: Street

Data Element:	streetaddress1, streetaddress2
Description:	Applicant's response to Mailing Address, Street
Format, Length:	Two elements; each varchar, 50

Values:	Text string
Allows Null:	streetaddress1: No streetaddress2: Yes
Default:	None
Usage:	A U.S. street address will be ‘normalized’ by CASS software whenever possible.
Notes:	PO Boxes for mailing addresses are allowed. contact table.
Xap Field:	Mailing address – street and Mailing address – street 2
Revision Log:	~~
Question Text:	Street Address or P.O. Box [textbox] [textbox]
Conditions:	Hidden if Mailing Address Same As Permanent is checked.
Additional Text:	Include apartment number or suite
Response Options:	Text string
Hover Help:	Enter your street address including apartment or suite number, or a P.O. Box.
Pop-Up Help:	None
Field Error Check:	None
Page Error Check:	The first textbox cannot be null; else error message, “For your Mailing Address, you must provide your street address.”
Notes:	
Data Element:	contact: streetaddress1 and streetaddress2 (‘streetaddress’1 populates from first textbox, ‘streetaddress2’ from second)

Mailing Address: City

Data Element:	city
Description:	Applicant’s response to Mailing Address, City
Format, Length:	varchar, 50
Values:	Text string
Allows Null:	No

Default:	None
Usage:	A U.S. city name will be ‘normalized’ by CASS software whenever possible.
Notes:	
Xap Field:	Mailing address - city
Revision Log:	~~
Question Text:	City [textbox]
Conditions:	Hidden if Mailing Address Same As Permanent is checked.
Response Options:	Text string
Hover Help:	Enter the city or town name.
Field Error Check:	None
Page Error Check:	Cannot be null; else error message, “For your Mailing Address, you must provide the City.”
Notes:	
Data Element:	contact: city

Mailing Address: State

Data Element:	state
Description:	Applicant’s response to Mailing Address, City
Format, Length:	bpchar, 2
Values:	USPS abbreviation
Allows Null:	Yes, only if Country is not U.S.
Default:	None
Usage:	
Notes:	contact table
Xap Field:	Mailing address - state
Revision Log:	~~
Question Text:	State [textbox]

Conditions:	Hidden if Mailing Address Same As Permanent is checked. Replaced by field for Non-U.S. State/Province if Mailing Address Outside U.S. is checked.
Response Options:	Menu of U.S. states, territories, etc.
Field Error Check:	None
Page Error Check:	Required selection; else error message, "For your Mailing Address, you must select the State."
Notes:	
Data Element:	contact: state

Mailing Address: Non-USA Province

Data Element:	nonusaprovince
Description:	Applicant's response to Mailing Address, State/Province (non-US address)
Format, Length:	varchar, 30
Values:	Text string up to 30 characters
Allows Null:	Yes
Default:	None
Usage:	
Notes:	contact table
Xap Field:	mailAddrNonUSState
Revision Log:	~~
Question Text:	State/Province [text box]
Conditions:	Hidden if Mailing Address Same As Permanent is checked. Appears only if Mailing Address Outside U.S. is checked.
Additional Text:	
Response Options:	Text string, or null.
Hover Help:	Enter the name of the state or province in your mailing address. Leave blank if your mailing address does not include a state or province.
Pop-Up Help:	

Field Error Check:	None
Page Error Check:	None
Notes:	
Data Element:	contact: nonusaprovince

Mailing Address: Postal Code

Data Element:	postalcode
Description:	Applicant's response to Mailing Address, ZIP Code or Postal Code (non-U.S. address) ZIP Code displays for U.S. addresses; Postal Code displays for non-U.S. addresses.
Format, Length:	varchar 20
Values:	Text string up to 20 characters If US, format will be 'nnnnn' or 'nnnnn-nnnn'
Allows Null:	No
Default:	None
Usage:	
Notes:	A U.S. ZIP Code will be corrected by CASS software whenever necessary. contact table
Xap Field:	Mailing address - zip code mailingAddrIntlCode
Revision Log:	~~
Question Text:	ZIP Code [textbox]
Conditions:	Hidden if Mailing Address Same As Permanent is checked. Replaced by field for Postal Code if mailing address outside of the United States is selected.
Additional Text:	
Response Options:	Numeric value in format nnnnn, nnnnnnnnn, or nnnnn-nnnn.
Hover Help:	Enter your 5-digit or 9-digit ZIP code.
Pop-Up Help:	
Field Error Check:	Must be in format 'nnnnn' or 'nnnnn-nnnn' or 'nnnnnnnnn'; else error message, "The ZIP Code must be 5 or 9 digits."

	If entered value is formatted nnnnnnnnn, it will be changed to nnnnn- nnnn.
Page Error Check:	Required selection; else error message, “For your Mailing Address, you must provide the ZIP Code.”
Notes:	In the future, some form of CASS validation will occur unless Mailing Address Outside U.S. is checked; details TBD.
Data Element:	contact: postalcode (This data element is used to store either US ZIP code or non-US postal code.)
Revision Log:	~~
Question Text:	Non-U.S. Postal Code [text box]
Conditions:	Hidden if Mailing Address Same As Permanent is checked. Appears only if Mailing Address Outside U.S. is checked.
Additional Text:	
Response Options:	Text string, or null.
Hover Help:	Enter the postal code for your mailing address. Leave blank if your address does not include a postal code.
Pop-Up Help:	
Field Error Check:	None
Page Error Check:	None
Notes:	
Data Element:	contact: postalcode (This data element is used to store either US ZIP code or non-US postal code.)
Revision Log:	~~

Mailing Address: Country

Data Element:	country
Description:	For non-US addresses, applicant’s response to Mailing Address, Country
Format, Length:	bpchar, 2
Values:	ISO abbreviation
Allows Null:	No

Default:	US
Usage:	
Notes:	Country is asked only for non-US addresses; must default to US when Country is not asked. contact table
Xap Field:	Mailing address - country
Revision Log:	~~
Question Text:	Country [menu]
Conditions:	Hidden if Mailing Address Same As Permanent is checked. Appears only if Mailing Address Outside U.S. is checked.
Response Options:	Menu of non-U.S. countries, per ISO.
Field Error Check:	None
Page Error Check:	Required selection; else error message, "For your Mailing Address, you must select the Country."
Notes:	
Data Element:	contact: country (This data element defaults to US for U.S. addresses.)
Revision Log:	~~

Mailing Address: Same as Permanent

Data Element:	address_same
Description:	Records whether or not applicant has checked the box indicating that the mailing address is the same as the permanent address
Format, Length:	boolean, 1
Values:	1 = True/Yes 0 = False/No
Allows Null:	No
Default:	None
Usage:	
Notes:	contact table

Xap Field:	permAddrSameAsMailing (Xap has checkbox for Permanent Address same as Mailing Address)
Revision Log:	~~
Question Text:	[checkbox] My Mailing Address is the same as the Permanent Address in my OpenCCC Account above
Conditions:	Always
Additional Text:	None
Response Options:	Checked / Unchecked
Field Error Check:	None
Page Error Check:	None
Notes:	Checking this box causes the rest of the mailing address questions to be hidden, and the mailing address fields to be populated from the corresponding permanent address fields. Unchecking the box causes the rest of the mailing address questions to reappear.
Data Element:	None

Mailing Address Outside U.S.

Data Element:	non_us_address
Description:	If user selects check box indicating that their current mailing address is outside the U.S.
Format, Length:	boolean, TRUE or FALSE
Question Text:	[checkbox] My current Mailing Address is outside the United States
Conditions:	Hidden if Mailing Address Same As Permanent is checked.
Additional Text:	
Response Options:	Checked / Unchecked
Pop-Up Help:	None
Field Error Check:	None
Page Error Check:	None
Notes:	Checking this box causes the questions for State and ZIP Code to be replaced by questions for State/Province, Postal Code, and Country. Clearing the check box toggles the fields back to State and ZIP Code.

Permanent Address: Street

Data Element:	perm_streetaddress1 and perm_streetaddress2
Description:	Permanent address: street from account database
Format, Length:	Two elements; each varchar, 50
Values:	Text string
Allows Null:	streetaddress1: No streetaddress2: Yes
Default:	None
Usage:	
Notes:	contact table Populated from OpenCCC Account database at time of submission.
Xap Field:	Permanent address – street and Permanent address – street 2
Revision Log:	~~
MIS Correlation	None
Input Rules	Required user response; else error message, “We found some problems with the information you submitted: You must provide your street address.” This is the same messaging for both U.S. and non-U.S. permanent addresses.

Permanent Address: City

Data Element:	perm_city
Description:	Permanent address: city from account database
Format, Length:	varchar, 50
Values:	Text string
Allows Null:	No
Default:	None
Usage:	
Notes:	contact table Populated from OpenCCC Account database at time of submission.

Xap Field:	Permanent address - city
Revision Log:	~~
MIS Correlation	None
Input Rules	Required user response; else error message, "We found some problems with the information you submitted: In your Permanent Address, you must specify the City." This is the same messaging for both U.S. and non-U.S. permanent addresses.

Permanent Address: State

Data Element:	perm_state
Description:	Permanent address: state from account database
Format, Length:	bpchar, 2
Values:	USPS abbreviation
Allows Null:	Yes, only if Country is not U.S.
Default:	None
Usage:	
Notes:	contact table Populated from OpenCCC Account database at time of submission.
Xap Field:	Permanent address - state
Revision Log:	~~
MIS Correlation	
Input Rules	Required user response if Country = USA; else error message, "We found some problems with the information you submitted: In your Permanent Address, you must specify the state."

Permanent Address: Non-US State/Province

Data Element:	perm_nonusaprovince
Description:	Permanent address: state/province from account database
Format, Length:	varchar, 30
Values:	Text string up to 30 characters

Allows Null:	Yes
Default:	None
Usage:	
Notes:	contact table Populated from OpenCCC Account database at time of submission.
Xap Field:	permAddrNonUSState
Revision Log:	~~
MIS Correlation	None
Input Rules	Optional user response if Country is not USA.

Permanent Address: Zip/Postal Code

Data Element:	perm_postalcode
Description:	Permanent address: postal code from account database
Format, Length:	varchar 20
Values:	Text string up to 20 characters If US, format will be 'nnnnn' or 'nnnnn-nnnn'
Allows Null:	No
Default:	None
Usage:	
Notes:	contact table Populated from OpenCCC Account database at time of submission.
Xap Field:	Permanent address - zip code permAddrIntlCode
Revision Log:	~~
MIS Correlation	None
Input Rules	Required user response if Country = USA; else error message, "We found some problems with the information you submitted: In your Permanent Address, you must specify the ZIP Code. It must be a valid ZIP code in ##### or #####-#### format." Address validation will determine whether a ZIP code entry is correct for the address and city. If it is not, the following error message displays: "We found some problems with the information you submitted: You must specify the street address. The address entered appears

to be invalid. If you are sure the address is correct, please check the box below to ignore this warning. Please note that the verification system might make some changes to the information you entered in an attempt to match its records. Make sure to double check the address you entered below before proceeding."

If the user selects the check box for "I have verified the address entered is correct." they will be able to proceed.

This field displays as Postal Code for non-U.S. permanent addresses and is optional in these cases.

Permanent Address: Country

Data Element:	perm_country
Description:	Permanent address: country from account database
Format, Length:	bpchar, 2
Values:	ISO abbreviation
Allows Null:	No
Default:	None
Usage:	
Notes:	contact table Populated from OpenCCC Account database at time of submission.
Xap Field:	Permanent address - country
Revision Log:	~~
MIS Correlation	None
Input Rules	Required user response, else error message "We found some problems with the information you submitted: In your Permanent Address, you must select the Country."

Main Telephone

Data Element:	mainphone
Description:	Main (daytime) telephone number from account database
Format, Length:	varchar, 14
Values:	(nnn) nnn-nnnn
Allows Null:	Yes

Default:	None
Usage:	
Notes:	contact table Populated from OpenCCC Account database at time of submission.
Xap Field:	Primary phone number
Revision Log:	~~
MIS Correlation	None
Input Rules	Optional user response 123-456-7890 and any number with all digits the same (e.g., 444-444-4444) are not allowed. If all the same digits are entered, the following error message displays: "We found some problems with the information you submitted: The Main Telephone Number you entered is not valid. Please correct it as appropriate."

Main Telephone Extension

Data Element:	mainphone_ext
Description:	Main telephone extension from account database
Format, Length:	varchar, 4
Values:	Integer up to 9999
Allows Null:	Yes
Default:	None
Usage:	
Notes:	contact table Populated from OpenCCC Account database at time of submission.
Xap Field:	Primary phone - extension
Revision Log:	~~
MIS Correlation	None
Input Rules	Optional user response

Main Telephone Text Permission

Data Element:	mainphone_auth_text
Description:	Main telephone text authorization from account database
Format, Length:	boolean, 1
Values:	1 = True/Yes 0 = False/No
Allows Null:	No
Default:	None
Usage:	
Question Text:	<p>This is not a question, as it populates from the OpenCCC Account created by the applicant, but if the applicant did not authorize SMS text messages to their number, then the following text displays below their Main Phone number (and Second Phone number, if provided): "Not authorized for text messages".</p> <p>If the applicant did authorize SMS text messages by selecting the check box for "I authorize text messages for the telephone number above, and accept responsibility for any charges that result." during the OpenCCC Account creation process, then the following message displays below their Main Phone number (and Second Phone number, if provided/opted-in): "Atuhorizd for text messages".</p>
Notes:	<p>contact table</p> <p>Populated from OpenCCC Account database at time of submission.</p>
Xap Field:	Primary phone - extension
Revision Log:	~~
MIS Correlation	
Input Rules	Optional user response

Second Telephone

Data Element:	secondphone
Description:	Second (evening) telephone number from account database
Format, Length:	varchar, 14
Values:	(nnn) nnn-nnnn
Allows Null:	Yes

Default:	None
Usage:	
Notes:	contact table Populated from OpenCCC Account database at time of submission.
Xap Field:	Secondary phone number
Revision Log:	~~
MIS Correlation	None
Input Rules	Optional user response 123-456-7890 and any number with all digits the same (e.g., 444-444-4444) are not allowed. If all the same digits are entered, the following error message displays: "We found some problems with the information you submitted: The Second Telephone Number you entered is not valid. Please correct it as appropriate."

Second Telephone Extension

Data Element:	secondphone_ext
Description:	Second telephone extension from account database
Format, Length:	varchar, 4
Values:	Integer up to 9999
Allows Null:	Yes
Default:	None
Usage:	
Notes:	contact table Populated from OpenCCC Account database at time of submission.
Xap Field:	Secondary phone - extension
Revision Log:	~~
MIS Correlation	None
Input Rules	Optional user response

Second Telephone Text Permission

Data Element:	secondphone_auth_text
Description:	Second telephone text authorization from account database
Format, Length:	boolean, 1
Values:	1 = True/Yes 0 = False/No
Allows Null:	No
Default:	None
Usage:	
Notes:	contact table Populated from OpenCCC Account database at time of submission.
Xap Field:	Secondary phone - extension
Revision Log:	~~
MIS Correlation	
Input Rules	Optional user response

Email Address

Data Element:	email
Description:	Email address from account database
Format, Length:	varchar, 254
Values:	Text string in valid email address format
Allows Null:	No
Default:	None
Usage:	
Notes:	A valid email address is necessary for creating an OpenCCC Account. When a student first lands on the OpenCCC Sign In page, they are notified of the requirement to have a valid email address and are provided links to free email account providers. contact table Populated from OpenCCC Account database at time of submission.

Xap Field:	Email address
Revision Log:	~~
MIS Correlation	None
Input Rules	<p>Required user response. Must contain one '@' symbol (not as the first character) and one '.', and must not begin with "mailto:"; else error message, "We found some problems with the information you submitted: Your Email Address is invalid or absent. You must enter a valid Email Address."</p> <p>Email address and confirmation must be identical; else error message, "We found some problems with the information you submitted: Your Email Address entries do not match. Please make sure you enter exactly the same Email Address in each field."</p>

Personal Information


The tables in this section show the fields that are populated from the Personal Information tab of the CCCApply standard application.

Gender

Data Element:	gender
Description:	Applicant's response to Gender question
Format, Length:	bpchar, 1
Values:	F = Female M = Male X = Decline to state Null = No response
Allows Null:	Yes
Default:	None
Usage:	Correlates to MIS element SB04, with some difference in values. Gender is used primarily by agencies affiliated with state reporting and evaluation of educational programs.
Notes:	Gender is sensitive information, protected by federal law and the Office of Civil Rights. Any change to the text, prompt, access, or transmission of this data item must be approved by the Legal Counsel of the CCC Chancellor's Office and the Office of Civil Rights. This information may not be provided to staff in the capacity of making a decision to admit an applicant until after the applicant is admitted—that is, uniformly enabled to register for classes. “Decline to state” must be one of the choices for gender, per OCR. Not only does this choice provide the required option not to identify gender, there are also people who are neither male nor female or are both. personal_info table
Xap Field:	gender
Revision Log:	~~
Question Text:	Gender [menu]
Conditions:	Always
Additional Text:	This information will be used for state and federal reporting purposes. It will not be used to determine who will be admitted to college or for any discriminatory purpose.


Response Options:	F = Female M = Male X = Decline to state <Null> = No response
Field Error Check:	None
Page Error Check:	None
Notes:	<p>Correlates to MIS SB04, with modified descriptions.</p> <p>Gender is sensitive information, protected by federal law and the Office of Civil Rights. Any change to the text, prompt, access, or transmission of this data item must be approved by the Legal Counsel of the CCC Chancellor’s Office and the Office of Civil Rights.</p> <p>This information may not be provided to staff in the capacity of making a decision to admit an applicant until after the applicant is admitted—that is, uniformly enabled to register for classes.</p> <p>“Decline to state” must be one of the choices for gender, per OCR. Not only does this choice provide the required option not to identify gender, there are also people who do not identify with any gender option.</p>
Data Element:	personal_info: gender

Sexual Orientation

Data Element:	orientation  Note: Not downloadable.
Description:	Applicant’s response to sexual orientation question
Format, Length:	bytea, 1
Values:	<p>1 = Straight/Heterosexual</p> <p>2 = Gay or Lesbian/Homosexual</p> <p>3 = Bisexual</p> <p>4 = Other</p> <p>5 = Decline to State</p> <p>Null = No response</p>
Allows Null:	Yes
Default:	None
Usage:	<p>These requirements are for the implementation of AB620.</p> <p>California law (AB620) requires the California Community Colleges to collect aggregate demographic information regarding the sexual orientation, gender identity, and gender expression of students. It also requests annual transmittal of summary demographic reporting to</p>

	the Legislature and posting of such summary information on the CCC Chancellor's Office web site.
Notes:	Restricted data; not available for download. AB620 questions do not appear to applicants under 19 years of age (minor). personal_info table
Xap Field:	N/A
Revision Log:	~~
Question Text:	Please indicate your sexual orientation [menu]
Conditions:	This question only appears if the applicant is 19 or over at RDD.
Additional Text:	The sexual orientation and transgender questions will appear in the following section with this text preceding the questions. (See screen mockups). Sexual Orientation / Transgender By California law, the California Community Colleges collect voluntary demographic information regarding the sexual orientation, gender identity, and gender expression of students. <ol style="list-style-type: none"> 1. This information is only used for summary demographic reporting. 2. Your responses are kept private and secure. 3. Providing this information is optional. 4. It is not available to admissions personnel and will not be used for a discriminatory purpose.
Response Options:	Straight/Heterosexual Gay or Lesbian/Homosexual Bisexual Other Decline to State No response
Field Error Check:	None
Page Error Check:	None
Notes:	Restricted from download. These requirements are for the implementation of AB620. California law (AB620) requires the California Community Colleges to collect aggregate demographic information regarding the sexual orientation, gender identity, and gender expression of students. It also requests annual transmittal of summary demographic reporting to the Legislature and posting of such summary information on the CCC Chancellor's Office web site.
Data Element:	personal_info: sexual_orientation
Revision Log:	~~

Transgender

Data Element:	transgender  Note: Not downloadable.
Description:	Applicant's response to transgender question
Format, Length:	bytea, 1
Values:	1 = Yes 2 = No 3 = Decline to State Null = No response
Allows Null:	Yes
Default:	None
Usage:	These requirements are for the implementation of AB620. California law (AB620) requires the California Community Colleges to collect aggregate demographic information regarding the sexual orientation, gender identity, and gender expression of students. It also requests annual transmittal of summary demographic reporting to the Legislature and posting of such summary information on the CCC Chancellor's Office web site.
Notes:	Restricted data; not available for download. AB620 questions do not appear to applicants under 19 years of age (minor). personal_info table
Xap Field:	N/A
Revision Log:	~~
Question Text:	Do you consider yourself transgender? [menu]
Conditions:	This question only appears if the applicant is 19 or over at RDD.
Additional Text:	The sexual orientation and transgender questions will appear in the following section with this text preceding the questions. (See screen mockups). Sexual Orientation / Transgender By California law, the California Community Colleges collect voluntary demographic information regarding the sexual orientation, gender identity, and gender expression of students. <ol style="list-style-type: none">1. This information is only used for summary demographic reporting.2. Your responses are kept private and secure.3. Providing this information is optional.

	4. It is not available to admissions personnel and will not be used for a discriminatory purpose.
Response Options:	Yes No Decline to State No response
Field Error Check:	None
Page Error Check:	None
Notes:	These requirements are for the implementation of AB620. California law (AB620) requires the California Community Colleges to collect aggregate demographic information regarding the sexual orientation, gender identity, and gender expression of students. It also requests annual transmittal of summary demographic reporting to the Legislature and posting of such summary information on the CCC Chancellor's Office web site.
Data Element:	personal_info: transgender

Dependent of Parent/Guardian

Data Element:	dependent_status
Description:	Whether applicant is a minor subject to care and control of guardian per residency law—and if not, whether applicant is a non-minor or an independent minor.
Format, Length:	bpchar, 1
Values:	1 = Applicant is dependent. Selected “None of the statements above is true about me.” 2 = Applicant is under 19 and independent. Selected “At least one of these statements is true about me”. 3 = Applicant is 19 or older and therefore independent. The applicant will not have been presented with the parent/guardian questions.
Allows Null:	No
Default:	3
Usage:	If this field = 1, parent/guardian questions are asked and many residency-related questions are reworded to refer to parent/guardian rather than “you”.
Notes:	General law identifies a ‘Minor’ as under age 18; however, the “Evidence of Intent” rules in the Student Attendance Accounting Manual (Chapter 2), based on Title 5 section 54024, specify ‘under 19 years’ as the differentiating criterion, superseding general law. personal_info table
Xap Field:	over19OrMarried
Revision Log:	~~

Question Text:	See mockup for Personal Information Screen.
Conditions:	Appears only if the applicant will be under 19 at RDD.
Additional Text:	
Response Options:	Must select one of the two radio buttons.
Pop-Up Help:	<p>If any of the hyperlinks in the Question Text is clicked, a pop-up is displayed with the following text:</p> <p>Parent: For the purposes of this college application, your parent is a natural or adoptive mother or father with whom you live and/or who provides your support, care, and control. If you have two parents, you can enter the name of either one.</p> <p>Guardian: For the purposes of this college application, your guardian is a person other than a parent who has been legally appointed to provide your support, care, and control. If you have two guardians, you can enter the name of either one.</p> <p>Emancipated: Being emancipated means that you have been legally released from the care and control of parent(s) and/or guardian(s), and are now responsible for your own care and control.</p> <p>To be considered legally emancipated for the purposes of this college application, you must have received a declaration of emancipation from a California court, or have been legally emancipated in another U.S. state.</p> <p>Self-Supporting:</p> <p>You are considered to be self-supporting if you do not receive any financial support from a parent or legal guardian in the year leading up to the start of the term for which you are applying.</p> <p>Financial support you may receive from colleges, institutions, or individuals who are not your parent or legal guardian does not affect whether you are considered self-supporting.</p>
Field Error Check:	None
Page Error Check:	Required selection; else error message, "You must select one of the options related to your parent or guardian status."
Notes:	This question determines whether someone who will be under 19 on RDD is subject to care and control of guardian for purposes of determining residency. For residency purposes (unlike in general law), a minor is defined as someone under 19 years of age.
Data Element:	personal_info: dependent_status

Parent/Guardian Name: First

Data Element:	pg_firstname
Description:	Applicant's response to conditional question for Parent/Guardian First Name
Format, Length:	varchar, 20
Values:	Text string up to 20 characters

Allows Null:	Yes
Default:	None
Usage:	
Notes:	personal_info table
Xap Field:	Guardian/Parent name - first
Revision Log:	~~
Question Text:	First Name [textbox]
Conditions:	Only displayed if previous response indicates the person is under 19 and not independent.
Additional Text:	
Response Options:	Text string
Hover Help:	Enter the first name of one parent or guardian. If you have two parents or guardians, you can choose either one.
Pop-Up Help:	
Field Error Check:	None
Page Error Check:	None: optional response
Notes:	
Data Element:	personal_info: pg_firstname

Parent/Guardian Name: Last

Data Element:	pg_lastname
Description:	Applicant's response to conditional question for Parent/Guardian Last Name
Format, Length:	varchar, 25
Values:	Text string up to 25 characters
Allows Null:	Yes
Default:	None
Usage:	
Notes:	personal_info table

Xap Field:	Guardian/Parent name - last
Revision Log:	~~
Question Text:	Last Name [textbox]
Conditions:	Only displayed if previous response indicates the person is under 19 and not independent.
Additional Text:	
Response Options:	Text string
Hover Help:	Enter the last name of one parent or guardian. If you have two parents or guardians, you can choose either one.
Pop-Up Help:	
Field Error Check:	None
Page Error Check:	Required response; else error message, "You must provide the last name of your parent or guardian."
Notes:	
Data Element:	personal_info: pg_lastname

Parent/Guardian Relationship

Data Element:	pg_rel
Description:	Applicant's response to conditional question for Parent/Guardian Relationship
Format, Length:	bpchar, 1
Values:	M = Mother F = Father G = Guardian Null = No response (question not asked)
Allows Null:	Yes
Default:	None
Usage:	
Notes:	personal_info table
Xap Field:	guardianOrParentRelation

Revision Log:	~~
Question Text:	Relationship [menu]
Conditions:	Only displayed if previous response indicates 'I am under the care and control of a parent or guardian'.
Additional Text:	
Response Options:	M = Mother F = Father G = Guardian
Field Error Check:	None
Page Error Check:	Required selection; else error message, "You must specify the relation of your parent or guardian to you."
Notes:	
Data Element:	personal_info: pg_rel

Parent/Guardian Education Level

Data Element:	pg1_edu
Description:	Applicant's response to question about Parent/Guardian 1 Education Level.
Format, Length:	bpchar, 1
Values:	1 = Grade 9 or less 2 = Some high school; did not graduate 3 = High school graduate (diploma, GED, or equivalent) 4 = Some college credit; no degree 5 = Associate's degree (for example: AA, AS) 6 = Bachelor's degree (for example: BA, BS) 7 = Graduate degree (Master's, Ph.D., or professional degree beyond Bachelor's) X = Unknown Y = No parent or guardian raised me
Allows Null:	No
Default:	None
Usage:	Required field. Part of MIS SG09 (position 1)
Notes:	This element could be removed from the database, as long as pg_edu_mis is properly populated.

	personal_info table
Xap Field:	edLevelParentGuardian1
Revision Log:	~~
Question Text:	Regardless of your age, please indicate the education levels of the parents and/or guardians who raised you. Parent or guardian 1 [menu]
Conditions:	Always
Additional Text:	
Response Options:	<p>1 = Grade 9 or less</p> <p>2 = Some high school; did not graduate</p> <p>3 = High school graduate (diploma, GED, or equivalent) 4 = Some college credit; no degree</p> <p>5 = Associate's degree (for example: AA, AS) 6 = Bachelor's degree (for example: BA, BS</p> <p>7 = Graduate degree (Master's, Ph.D., or professional degree beyond Bachelor's)</p> <p>X = Unknown</p> <p>Y = No parent or guardian raised me</p>
Pop-Up Help:	<p>Regardless of your age, please indicate the education levels of the parents and/or guardians who raised you.</p> <p>For the two parents, other family members, and/or guardians who in your belief played the largest roles in raising you, please indicate the highest level of education that you believe each attained.</p> <p>If you do not know a parent's or guardian's highest education level, please select "Unknown".</p> <p>If you were raised by just one parent or guardian, select "No second parent or guardian raised me" for the second question.</p> <p>If you were not raised by parent(s) or guardian(s), select "No parent or guardian raised me" for the first question, and select "No second parent or guardian raised me" for the second question.</p> <p>This data will be used for statistical purposes only, as an important factor for college funding and for the analysis of programs and policies. It will not be used in regard to your application for admission or any other aspect of your personal education.</p>
Field Error Check:	None
Page Error Check:	Required selection; else error message, "You must select an Education Level for Parent/Guardian 1."
Notes:	Correlates to MIS SG09, position 1 (added to MIS reporting as of Summer
2011).	
Data Element:	personal_info: pg1_edu
Revision Log:	~~

Parent/Guardian 2 Education Level

Data Element:	pg2_edu
Description:	Applicant's response to question about Parent/Guardian 2 Education Level.
Format, Length:	bpchar, 1
Values:	<p>1 = Grade 9 or less</p> <p>2 = Some high school; did not graduate</p> <p>3 = High school graduate (diploma, GED, or equivalent)</p> <p>4 = Some college credit; no degree</p> <p>5 = Associate's degree (for example: AA, AS)</p> <p>6 = Bachelor's degree (for example: BA, BS)</p> <p>7 = Graduate degree (Master's, Ph.D., or professional degree beyond Bachelor's)</p> <p>X = Unknown</p> <p>Y = No parent or guardian raised me</p>
Allows Null:	No
Default:	None
Usage:	Required field. Part of MIS SG09 (position 2)
Notes:	<p>This element could be removed from the database, as long as pg_edu_mis is properly populated.</p> <p>personal_info table</p>
Xap Field:	edLevelParentGuardian2
Revision Log:	~~
Question Text:	Parent or guardian 2 [menu]
Conditions:	Always
Additional Text:	
Response Options:	<p>1 = Grade 9 or less</p> <p>2 = Some high school; did not graduate</p> <p>3 = High school graduate (diploma, GED, or equivalent) 4 = Some college credit; no degree</p> <p>5 = Associate's degree (for example: AA, AS) 6 = Bachelor's degree (for example: BA, BS)</p> <p>7 = Graduate degree (Master's, Ph.D., or professional degree beyond Bachelor's)</p> <p>X = Unknown</p> <p>Y = No second parent or guardian raised me</p>

Field Error Check:	None
Page Error Check:	Required selection; else error message, “You must select an Education Level for Parent/Guardian 2.”
Notes:	Correlates to MIS SG09, position 2 (added to MIS reporting as of Summer 2011).
Data Element:	personal_info: pg2_edu
Revision Log:	~~

Parent/Guardian Education Level: MIS

Data Element:	pg_edu_mis
Description:	Concatenation of applicant’s responses to questions about Parent/Guardian Education Level.
Format, Length:	bpchar, 2
Values:	First character = pg1_edu Second character = pg2_edu
Allows Null:	No
Default:	None
Usage:	Correlates to MIS SG09
Notes:	This field was added to MIS reporting as of Summer 2011. personal_info table
Xap Field:	
Revision Log:	~~

Race/Ethnicity

Data Element:	race_ethnic
Description:	Combination of all responses to Ethnicity and Race questions
Format, Length:	bpchar, 21
Values:	See Table
Allows Null:	No

Default:	None
Usage:	<p>Correlates to MIS SB29.</p> <p>Ethnicity is used primarily by agencies affiliated with state reporting and evaluation of educational programs.</p> <p>This set of questions/data was based on specifications by the U.S. Dept. of Education in effect for all applicants beginning with the Summer 2009 term.</p>
Notes:	<p>Ethnicity is sensitive information, protected by federal law and the Office of Civil Rights. Any change to the text, prompt, access, or transmission of this data item must be approved by the Legal Counsel of the CCC Chancellor's Office and the Office of Civil Rights.</p> <p>This information may not be provided to staff in the capacity of making a decision to admit an applicant until after the applicant is admitted—that is, uniformly enabled to register for classes.</p> <p>The basic two-question format, the Hispanic ethnicity and race categories, and certain other aspects such as not requiring responses are IPEDS requirements. The race subcategories such as 'Asian: Chinese' and 'Pacific Islander: Hawaiian' are defined by MIS at the Chancellor's Office (data element SB29).</p> <p>personal_info table</p>
Xap Field:	raceEthnicity
Revision Log:	~~

Char	Race/Ethnicity	Values
1	Hispanic, Latino	From 'Are you Hispanic / Latino?' drop-down menu selection: 'Y' if 'Yes'; 'N' if 'No'; otherwise 'X'
2	Mexican, Mexican-American, Chicano	'Y' if box is checked; otherwise 'N'
3	Central American	'Y' if box is checked; otherwise 'N'
4	South American	'Y' if box is checked; otherwise 'N'
5	Hispanic Other	'Y' if box is checked; otherwise 'N'
6	Asian Indian	'Y' if box is checked; otherwise 'N'
7	Asian Chinese	'Y' if box is checked; otherwise 'N'
8	Asian Japanese	'Y' if box is checked; otherwise 'N'
9	Asian Korean	'Y' if box is checked; otherwise 'N'
10	Asian Laotian	'Y' if box is checked; otherwise 'N'
11	Asian Cambodian	'Y' if box is checked; otherwise 'N'
12	Asian Vietnamese	'Y' if box is checked; otherwise 'N'

13	Filipino	'Y' if box is checked; otherwise 'N'
14	Asian Other	'Y' if box is checked; otherwise 'N'
15	Black or African American	'Y' if box is checked; otherwise 'N'
16	American Indian / Alaskan Native	'Y' if box is checked; otherwise 'N'
17	Pacific Islander Guamanian	'Y' if box is checked; otherwise 'N'
18	Pacific Islander Hawaiian	'Y' if box is checked; otherwise 'N'
19	Pacific Islander Samoan	'Y' if box is checked; otherwise 'N'
20	Pacific Islander Other	'Y' if box is checked; otherwise 'N'
21	White	'Y' if box is checked; otherwise 'N'

Hispanic/Latino

Data Element:	hispanic
Description:	Applicant's response to 'Are you Hispanic or Latino?'
Format, Length:	boolean, 1
Values:	1 = True/Yes, 0 = False/No
Allows Null:	No
Default:	None
Usage:	This element and 'race_group' are used to derive 'race_ethnic', which is used for MIS reporting.
Notes:	<p>Ethnicity is sensitive information, protected by federal law and the Office of Civil Rights. Any change to the text, prompt, access, or transmission of this data item must be approved by the Legal Counsel of the CCC Chancellor's Office and the Office of Civil Rights.</p> <p>This information may not be provided to staff in the capacity of making a decision to admit an applicant until after the applicant is admitted—that is, uniformly enabled to register for classes.</p> <p>personal_info table</p>
Xap Field:	hispanicLatino
Revision Log:	~~
Question Text:	<p>Are you Hispanic or Latino?</p> <p>Yes [radio button, clearable] No [radio button, clearable]</p>
Conditions:	Always

Additional Text:	Per U.S. Department of Education guidelines, colleges are required to collect this racial and ethnic data. Hispanic - A person of Cuban, Mexican, Puerto Rican, South or Central American, or other Spanish culture or origin, regardless of race.
Response Options:	Yes No (no response)
Pop-Up Help:	None
Field Error Check:	None
Page Error Check:	None; optional response per IPEDS and CCCCO.
Notes:	Ethnicity is sensitive information, protected by federal law and the Office of Civil Rights. Any change to the text, prompt, access, or transmission of this data item must be approved by the Legal Counsel of the CCC Chancellor's Office and the Office of Civil Rights. This information may not be provided to staff in the capacity of making a decision to admit an applicant until after the applicant is admitted—that is, uniformly enabled to register for classes.
Data Element:	personal_info: hispanic Also used for part of personal_info: race_ethnic, which correlates to MIS SB29.

Race Group

Data Element:	race_group
Description:	Combination of all responses to Ethnicity and Race questions except 'Are you Hispanic or Latino?'
Format, Length:	varchar, 78 Database currently has 'text, 2147483647'
Values:	String of codes indicating all checkboxes that are checked, delimited by comma and space between each code. Codes are: 02 = Mexican, Mexican-American, Chicano 03 = Central American 04 = South American 05 = Hispanic Other 06 = Asian Indian 07 = Asian Chinese 08 = Asian Japanese 09 = Asian Korean 10 = Asian Laotian

	11 = Asian Cambodian
Allows Null:	No
Default:	None
Usage:	This element and 'hispanic' are used to derive 'race_ethnic', which is used for MIS reporting.
Notes:	<p>Ethnicity is sensitive information, protected by federal law and the Office of Civil Rights. Any change to the text, prompt, access, or transmission of this data item must be approved by the Legal Counsel of the CCC Chancellor's Office and the Office of Civil Rights.</p> <p>This information may not be provided to staff in the capacity of making a decision to admit an applicant until after the applicant is admitted—that is, uniformly enabled to register for classes.</p> <p>The basic two-question format, the Hispanic ethnicity and race categories, and certain other aspects such as not requiring responses are IPEDS requirements. The race subcategories such as 'Asian: Chinese' and 'Pacific Islander: Hawaiian' are defined by MIS at the Chancellor's Office (data element SB29).</p> <p>personal_info table</p>
Xap Field:	raceGroup
Revision Log:	~~
Question Text:	<p>What is your race? Check one or more:</p> <p><input type="checkbox"/> Asian: Indian <input type="checkbox"/> Asian: Chinese <input type="checkbox"/> Asian: Japanese <input type="checkbox"/> Asian: Korean <input type="checkbox"/> Asian: Laotian <input type="checkbox"/> Asian: Cambodian <input type="checkbox"/> Asian: Vietnamese <input type="checkbox"/> Asian: Filipino <input type="checkbox"/> Asian: Other</p> <p><input type="checkbox"/> Black or African American <input type="checkbox"/> American Indian / Alaskan Native <input type="checkbox"/> Pacific Islander: Guamanian <input type="checkbox"/> Pacific Islander: Hawaiian <input type="checkbox"/> Pacific Islander: Samoan <input type="checkbox"/> Pacific Islander: Other <input type="checkbox"/> White</p>
Conditions:	Always
Additional Text:	<p>Asian -- A person having origins in any of the original peoples of the Far East, Southeast Asia, or the Indian Subcontinent.</p> <p>Black or African American -- A person having origins in any of the black racial groups of Africa.</p> <p>American Indian / Alaskan Native -- A person having origins in any of the original peoples of North and South America (including Central America) who maintains cultural identification through tribal affiliation or community attachment.</p> <p>Pacific Islander -- A person having origins in any of the original peoples of Hawaii, Guam, Samoa, or other Pacific Islands.</p> <p>White -- A person having origins in any of the original peoples of Europe, the Middle East, or North Africa.</p>
Response Options:	Any combination of checkboxes can be checked, from none to all.
Pop-Up Help:	
Field Error Check:	None

Page Error Check:	None; optional response per IPEDS and CCCCCO.
Notes:	See note for Hispanic/Latino (previous table).
Data Element:	personal_info: race_group Also used for part of personal_info: race_ethnic, which correlates to MIS SB29

Education

The tables in this section show the fields that are populated from the Personal Information tab of the CCCApply standard application.

Enrollment Status

Data Element:	enroll_status
Description:	Applicant's response to College Enrollment Status question
Format, Length:	bpchar, 1
Values:	1 = First-time student in college (after leaving high school) 2 = Transfer student from another college 3 = Returning student to this college after absent for a main term Y = Enrolling in high school (or lower grade) and college at the same time
Allows Null:	No
Default:	None
Usage:	Correlates to MIS SB15
Notes:	education table
Xap Field:	enrollmentStatusOneChar
Revision Log:	~~
Question Text:	As of <RDD>, I will have the following college enrollment status: [menu]
Conditions:	Always
Additional Text: If a student is applying for a term that starts in May or June, then the College Enrollment Status and the High School Education labels have "as of 7/1/<RDD year>" listed.	
Response Options:	1 = First-time student in college (after leaving high school) 2 = First time at this college; have attended another college 3 = Returning student to this college after absent for a main term Y = Enrolling in high school (or lower grade) and college at the same time
Pop-Up Help:	None
Field Error Check:	None
Page Error Check:	Required selection; else error message, "You must select your College Enrollment Status."

	<p>If (RDD minus <birthdate>) => 22 years, then do not display the response option “Y = Enrolling in high school (or lower grade) and college at the same time”.</p> <p>Cannot be “First-time student in college” if college degree is indicated in “Higher education level” field; else error message, “You cannot have a College Enrollment Status of ‘First-time student in college’ if you have received an associate or bachelor’s degree.”</p> <p>If College Enrollment Status is “Enrolling in high school (or lower grades) and college at the same time”, then High School Education Level must be “Enrolled in college and high school (or lower grades) at the same time”; else error message, “Answers to College Enrollment Status and High School Education Level do not agree: please fix one or the other.”</p> <p>If College Enrollment Status is “Enrolling in high school (or lower grades) and college at the same time” or “First-time student in college (after leaving high school)”, and data is present in Colleges Attended section, applicant is prompted to confirm or correct the responses: “Your College Enrollment Status and number of colleges attended indicate that you have previously attended college while in high school (or lower grades). If this is true, please check the confirmation box below. If it is not true, please correct your responses as necessary.”</p> <p>“I confirm that I previously attended college while in high school or lower grades.”</p>
Notes:	<p>Correlates to MIS SB15.</p> <p>Note: Per SB11, If student is 22 years or older at <RDD> they are prohibited from enrolling in high school or lower grade in California. Steering Committee approved request to remove the response option, “Enrolling in high school (or lower grade) and college at the same time” from the drop down menu to minimize errors in classification.</p>
Data Element:	education: enroll_status

High School Education Level

Data Element:	hs_edu_level
Description:	Applicant’s response to High School Education Level question
Format, Length:	bpchar, 1
Values:	<p>0 = Not a graduate of, and no longer enrolled in high school</p> <p>1 = Will be enrolled in high school (or lower grade) and college at the same time</p> <p>2 = Currently enrolled in adult school</p> <p>3 = Received high school diploma from U.S. school</p> <p>4 = Passed a high school equivalency test and received a certificate of high school equivalency</p> <p>5 = Received a Certificate of California High School Proficiency</p> <p>6 = Received a diploma/certificate of graduation from a Foreign secondary school</p>
Allows Null:	No
Default:	None

Usage:	
Notes:	SB11, SB15
Xap Field:	highSchoolEdLevel
Revision Log:	~~
Question Text:	High School Education Level as of <RDD, or 'July 1, RDDyear' if RDDmonth is May or June> [menu]
Conditions:	Always
Additional Text: If a student is applying for a term that starts in May or June, then the College Enrollment Status and the High School Education labels have "as of 7/1/<RDD year>" listed.	
Response Options:	<p>0 = Not a graduate of, and no longer enrolled in high school</p> <p>1 = Will be enrolled in high school (or lower grade) and college at the same time</p> <p>2 = Currently enrolled in adult school</p> <p>3 = Received high school diploma from U.S. school</p> <p>4 = Passed the GED, or received a High School Certificate of Equivalency 5 = Received a Certificate of California High School Proficiency</p> <p>6 = Received a diploma/certificate of graduation from a Foreign secondary school</p>
Pop-Up Help:	
Field Error Check:	None
Page Error Check:	<p>Required selection; else error message, "You must select your High School Education Level."</p> <p>If (RDD minus <birthdate>) => 22 years, then do not display the option "1 = Will be enrolled in high school (or lower grade) and college at the same time".</p> <p>If High School Education Level is 'Will be enrolled in high school (or lower grade) and college at the same time', then College Enrollment Status must be 'Enrolling in high school (or lower grade) and college at the same time'; else error message, "Your responses to the Enrollment Status and High School Education Level questions are contradictory. Please fix one or the other."</p> <p>If High School Education Level is "Enrolled in high school (or lower grades) and college at the same time", then Higher Education Level cannot be "Received an associate degree" or "Received a bachelor's degree or higher"; else error message, "Your responses to the High School Education Level and College Education Level questions are contradictory. Please fix one or the other."</p>
Notes:	<p>Relates to SB11.</p> <p>Note: If student is 22 years or older at <RDD> they are prohibited from enrolling in high school or lower grade in California. Steering Committee approved request to remove the response option, "Will be enrolled in high school (or lower grade) and college at the same time" from the drop down menu to minimize errors in classification.</p> <p>education table</p>

Data Element:	education: hs_edu_level
---------------	-------------------------

High School Completion Date

Data Element:	hs_comp_date
Description:	Applicant's response to High School Completion Date question
Format, Length:	date, 10 (download format is yyyy-mm-dd)
Values:	Valid date
Allows Null:	Yes
Default:	None
Usage:	
Notes:	education table
Xap Field:	highSchoolCompletionDate
Revision Log:	~~
Question Text:	High School Completion Date Month Day Year [menu] [menu] [textbox] yyyy
Conditions:	Appears only if High School Education Level is one of the following: 3 = Received high school diploma from U.S. school 4 = Passed the GED, or received a High School Certificate of Equivalency 5 = Received a Certificate of California High School Proficiency 6 = Received a diploma/certificate of graduation from a Foreign secondary school
Additional Text:	"If unsure of the exact day, please estimate."
Response Options:	Valid date
Pop-Up Help:	None
Field Error Check:	Date must be before "July 1, RDDYear' if RDDmonth is May or June> ; else error message "Your High School Completion Date cannot be after 06/30/<year of RDD>. Please correct the completion date and/or your High School Education Level." Year must be after 1900; else error message, "You must enter a 4-digit year after 1900." Day must be valid for month; else error message, "The day you selected is not valid for the month you selected." If mm/dd is February 29, year must be a leap year; else error message, "The day you selected is not valid for the year you entered."

Page Error Check:	<p>Required selection; else error message, “You must specify your High School Completion Date. If unsure of the exact day, please estimate.”</p> <p>Date must be after Date of Birth; else error message, “Your High School Completion Date cannot be before your date of birth; please correct.”</p> <p>Date must be on or before RDD; else error message, “Your High School Completion Date cannot be after <RDD>. Please correct the date and/or your High School Education Level.”</p> <p>If term applied for starts in either May or June in the same year as the applicant’s hs_comp_date, then the hs_comp_date must be before RDD or before July 1, ‘RDDYear’ ; else error message: "Your High School Completion Date cannot be after <RDD>. Please correct the completion date and/or your High School Education Level.”</p>
Notes:	<p>The HS Completion date can be after the <current date>, but should be before the Residency Determination Date <RDD>, which is the day before the Term start date <term:start_date>.</p> <p>Each term has a unique <RDD>. The <RDD> is based on the term:start_date which is configured by the college in the Terms tab in the Administrator. The <RDD> appears in the question prompt text for all fields that are used in the Residency algorithm. High School students applying to a term that begins after they graduate (or equivalent) should be advised to read and understand the <RDD> carefully and answer questions according to that date and not the current date, which is a common oversight.</p>
Data Element:	education: hs_comp_date

Higher Education Level

Data Element:	higher_edu_level
Description:	Applicant’s response to Higher Education Level question
Format, Length:	bpchar, 1
Values:	<p>X = No degree</p> <p>7 = Received an associate degree</p> <p>8 = Received a bachelor’s degree or higher</p> <p>Null = No response</p>
Allows Null:	Yes
Default:	None
Usage:	
Notes:	
Xap Field:	higherEdLevel
Revision Log:	~~

Question Text:	Higher Education Level as of <RDD> [menu]
Conditions:	Displayed unless Enrollment Status is 'Enrolling in high school (or lower grade) and college at the same time'.
Additional Text:	None
Response Options:	X = No degree 7 = Received an associate degree 8 = Received a bachelor's degree or higher <null> No response
Pop-Up Help:	None
Field Error Check:	None
Page Error Check:	Optional response. May not specify a lower Ed Level than any Degree Type indicated in the 'Colleges Attended' section; else error message, "The Higher Education Level you selected is not consistent with the Degree(s) you specified for Colleges Attended; please fix one or the other."
Notes:	Higher Ed Level can specify a higher degree than the highest "Degree" type at a College Attended because the degree might be from a college not listed. education table
Data Element:	education: higher_edu_level

Higher Education Completion Date

Data Element:	higher_comp_date
Description:	Applicant's response to Higher Ed Degree Date question
Format, Length:	date, 10 (yyyy-mm-dd format in download)
Values:	Valid date
Allows Null:	Yes
Default:	None
Usage:	
Notes:	education table
Xap Field:	higherEdCompletionDate
Revision Log:	~~

Question Text:	College Degree Date Month Day Year [menu] [menu] [textbox] yyyy
Conditions:	Appears only if Higher Education Level is one of the following: Received an associate degree Received a bachelor's degree or higher
Additional Text:	"If unsure of the exact day, please estimate."
Response Options:	Valid date
Pop-Up Help:	None
Field Error Check:	Year must be after 1900; else error message, "You must enter a 4-digit year after 1900." Day must be valid for month; else error message, "The day you selected is not valid for the month you selected." If mm/dd is February 29, year must be a leap year; else error message, "The day you selected is not valid for the year you entered."
Page Error Check:	Required selection; else error message, "You must specify your College Degree Date. If unsure of the exact day, please estimate." Date must be after Date of Birth; else error message, "Your College Degree Date cannot be before your date of birth; please correct." Date must be before RDD; else error message, "Your College Degree Date cannot be after <RDD >. Please correct the date and/or your Higher Education Level." Cannot be before High School Completion Date; else error message, "Your High School Completion Date cannot be after your College Degree Date. Please fix the incorrect date."
Notes:	None
Data Element:	education: higher_comp_date

Highest Education Level

Data Element:	highest_edu_level
Description:	Applicant highest education level, system-generated from Higher Education or High School Education responses.
Format, Length:	bpchar, 5
Values:	If higher_edu_level = 7 or = 8, then first character = higher_edu_level; else first character = hs_edu_level. If higher_edu_level = 7 or = 8, then final four characters = yyyy from higher_comp_date; else final four characters = yyyy from hs_comp_date (0000 if null)

Allows Null:	No
Default:	None
Usage:	Correlates to MIS SB11
Notes:	education table
Xap Field:	highestEdLevel highestEducationLevelYear
Revision Log:	~~

Graduated From California High School

Data Element:	cahs_graduated
Description:	Applicant's response to Graduated from California High School question
Format, Length:	boolean, 1
Values:	1 = True/Yes 0 = False/No
Allows Null:	No
Default:	None
Usage:	A factor in AB540 Waiver eligibility
Notes:	education table
Xap Field:	graduatedCAHS
Revision Log:	~~
Question Text:	Did you receive your diploma, GED, or certificate in California? Yes [radio button] No [radio button]
Conditions:	Appears only if High School Education Level is one of the following: Received high school diploma from U.S. school Passed the GED, or received a High School Certificate of Equivalency
Additional Text:	None
Response Options:	As shown in Question Text.
Pop-Up Help:	None

Field Error Check:	None
Page Error Check:	Required user response; else error message, “You must select Yes or No to specify whether or not you have received a diploma or certificate of completion from a California high school, or a California High School Certificate of Equivalency (GED). ”or a Certificate of California High School Proficiency.” (Remove)
Notes:	Defaults to ‘No’ when question is not asked. Automatically set this to ‘Yes’ when High School Ed level = 5.
Data Element:	education: cahs_graduated

Attended California High School for Three Years

Data Element:	cahs_3year
Description:	Applicant’s response to Attended California High School for Three Years question
Format, Length:	boolean, 1
Values:	1 = True/Yes 0 = False/No
Allows Null:	No
Default:	None
Usage:	A factor in AB540 Waiver eligibility
Notes:	education table
Xap Field:	attendedCAHS3Years
Revision Log:	~~
Question Text:	Have you attended high school in California for three or more years? Yes [radio button] No [radio button]
Conditions:	Always
Additional Text:	None
Response Options:	As shown in Question Text.
Pop-Up Help:	None
Field Error Check:	None

Page Error Check:	Required user response; else error message, “You must select Yes or No to specify whether or not you attended high school in California for three or more years.”
Notes:	<p>Used in AB540 Waiver algorithm.</p> <p>Home schooled students are not eligible for the AB540 exemption if instruction was provided by a tutor or other person (including the student’s parents) who did not have a valid California teaching credential, or was not affiliated with a state approved home-schooling program.</p> <p>From CCCCO Legal Advisory 07-01: “Home schooling is instruction by a tutor or other person (including the student’s parent) who does not have a valid California teaching credential.</p> <p>Local high schools are charged with determining whether to accept home schooling as valid attendance. Therefore, community college districts that are asked to consider home schooling as high school attendance for purposes of granting the exemption should confer with the public high school the student would have attended if not home schooled. If that high school accepts or would accept home schooling as valid high school attendance, the community college should also accept it for purposes of assessing whether the student can demonstrate three years of high school attendance.”</p>
Data Element:	education: cahs_3year

High School Attendance

Data Element:	hs_attendance
Description:	Applicant’s response to High School Attendance question
Format, Length:	smallint, 1
Values:	<p>1 = Attended high school.</p> <p>2 = Was homeschooled in a registered homeschool organization.</p> <p>3 = Was independently homeschooled.</p> <p>4 = Did not attend high school and was not homeschooled.</p>
Allows Null:	No
Default:	None
Usage:	
Notes:	education table
Xap Field:	notAttendHS
Revision Log:	~~
Question Text:	<p><input type="radio"/> I attended high school.</p> <p><input type="radio"/> I was homeschooled in a registered homeschool organization.</p> <p><input type="radio"/> I was independently homeschooled.</p>

	[radio button] I did not attend high school and was not homeschooled.
Conditions:	Always
Additional Text:	None
Response Options:	As shown in Question Text.
Pop-Up Help:	None
Field Error Check:	None
Page Error Check:	<p>Required selection; else error message, “You must select one of the options under Last High School Attended.”</p> <p>Must not be ‘I did not attend high school’ or ‘I was homeschooled in a registered homeschool organization’ or ‘I was independently homeschooled’ if High School Education Level is ‘Received high school diploma from U.S. school’ or ‘Received a diploma/certificate of graduation from a Foreign secondary school’; else error message, “Your responses to the High School Education Level and High School Attendance questions are contradictory. Please fix one or the other.”</p> <p>Must be ‘I attended high school’ or ‘I was homeschooled in a registered homeschool organization’ if Attended California High School for Three Years is ‘Yes’; else error message, “One of your answers states that you attended a California high school for three years, but another states that you did not attend high school. Please fix these conflicting answers.”</p>
Notes:	Note: The data elements home_schooled and hs_not_attended are no longer used. They were replaced with hs_attendance.
Data Element:	education: hs_attendance

High School Not Listed

Data Element:	hs_not_listed
Description:	Indicates if the applicant clicked that their high school was not listed when searching for the high school. When this is true, it means the high school was entered manually.
Format, Length:	boolean
Values:	<p>True = The high school not listed link was clicked</p> <p>False = The high school not listed link was not clicked.</p>
Allows Null:	No
Default:	None
Usage:	
Notes:	education table

Xap Field:	N/A
Revision Log:	~~
Question Text:	[Link in the school list] My school is not in the list.
Conditions:	Appears if Country is United States.
Additional Text:	
Response Options:	
Pop-Up Help:	None
Field Error Check:	None
Page Error Check:	None
Notes:	Clicking this link will cause the high school name and city fields to open for manual entry.
Data Element:	education: hs_not_listed

Last High School Attended: Country

Data Element:	hs_country
Description:	Applicant's response to question for Last High School Attended: Country
Format, Length:	bpchar, 2
Values:	ISO country code
Allows Null:	No
Default:	None
Usage:	Disables High School Finder if not US
Notes:	Defaults to US on application education table
Xap Field:	High sch 1 enrolled - country
Revision Log:	~~
Question Text:	Country [menu]
Conditions:	Appears if radio button for "I attended high school or a homeschool organization" is selected.
Additional Text:	None

Response Options:	Menu of countries per ISO, United States at top. Defaults to United States.
Pop-Up Help:	None
Field Error Check:	None
Page Error Check:	<p>If High School Education Level is “3 - Received high school diploma from U.S. school”, then Country must be U.S.; else error message, “The country of your Last High School Attended does not match your response to High School education level. Please fix one or the other.”</p> <p>[Spanish: “El país de la última escuela secundaria a la que asististe no coincide con la respuesta que diste en relación con tu nivel de estudios secundarios. Favor de corregir una o la otra respuesta.”]</p> <p>If High School Education Level is “6 - Received a diploma/certificate of graduation from a Foreign secondary school”, then Country must not be U.S.; else error message, “The Country of your Last High School Attended does not match your response to High School education level. Please fix one or the other.”</p> <p>[Spanish: “El país de la última escuela secundaria a la que asististe no coincide con la respuesta que diste en relación con tu nivel de estudios secundarios. Favor de corregir una o la otra respuesta.”]</p>
Notes:	This is a rare menu field that has a default selection.
Data Element:	education: hs_country

Last High School Attended: State

Data Element:	hs_state
Description:	Applicant’s response to question for Last High School Attended: State
Format, Length:	bpchar, 2
Values:	USPS state code
Allows Null:	Yes, only if Country is not US
Default:	None
Usage:	
Notes:	Defaults to US on application education table
Xap Field:	High sch 1 enrolled - state
Revision Log:	~~

Question Text:	State [menu]
Conditions:	Appears if Country is United States.
Additional Text:	None
Response Options:	Menu of U.S. states, territories, etc., with California at top. Defaults to "Select a State".
Pop-Up Help:	None
Field Error Check:	None
Page Error Check:	Required. Error message is "Please select a state".
Notes:	None
Data Element:	education: hs_state

Last High School Attended: Name

Data Element:	hs_name
Description:	Applicant's response to question for Last High School Attended: Name
Format, Length:	varchar, 30
Values:	Text string up to 30 characters
Allows Null:	Yes
Default:	None
Usage:	
Notes:	Can come from High School Finder or from applicant entry education table
Xap Field:	High sch 1 enrolled - name
Revision Log:	~~
Question Text:	<p>User is prompted to enter their high school and/or city in the school search box.</p> <p>"Enter the name or city of your high school or homeschool organization. Then make a selection from the list."</p> <p>The hs_name is populated in the "School or Organization" field based on the school lookup table when the user selects a school from the list.</p> <p>If the user clicks "My school is not in the list" the user free-form enters the name of their school in the "School or Organization" field.</p>

Conditions:	Appears if Country is United States, and hs_attendance is 1 = I attended high school or 2 = I was homeschooled in a registered homeschool organization.
Additional Text:	
Response Options:	Text string
English Hover Help:	"Please make every effort to find your high school or homeschool using this school finder search field. Begin typing three or more characters of your school name, city name, and/or different parts of the school or organization name, into the search field to return a list of schools that meets the criteria. You may navigate the school list using the up and down arrow keys. If your school is not listed, select "My school is not in the list" at the bottom of the school list. This field is required."
Spanish Hover Help:	"Por favor haga todo lo posible p encontrar su escuela secundaria o escuela del hogar usando este campo de búsqueda de escuela. Comience a escribir tres o más caracteres del nombre de su escuela, nombre de la ciudad, y/o partes diferentes de la escuela o nombre de la organización, en el campo de búsqueda p devolver una lista de escuelas que cumpla los criterios. Puede navegar la lista de las escuelas usando el arriba y abajo teclas de flecha. Si su escuela no está en la lista, seleccione "My school is not in the list" en el fondo de la lista de escuelas. Este campo es requerido."
Pop-Up Help:	None
Field Error Check:	None
Page Error Check:	Required field based on condition above. Error message: "You must enter the name of your high school or homeschool organization."
Notes:	508 compliant. Hover help and other supported screen reader changes were made to this field to ensure the School Finder tool is accessible. February 2015.
Data Element:	education: hs_name

Last High School Attended: City

Data Element:	hs_city
Description:	Applicant's response to question for Last High School Attended: City
Format, Length:	varchar, 20
Values:	Text string up to 20 characters
Allows Null:	Yes
Default:	None
Usage:	

Notes:	Can come from High School Finder or from applicant entry education table
Xap Field:	High sch 1 enrolled - city
Revision Log:	~~
Question Text:	User is prompted to enter their high school and/or city in the school search box. "Enter the name or city of your high school or homeschool organization. Then make a selectino from the list." The hs_city ("City" field) is populated from the school lookup table when the user selects a school from the list. If the user clicks "My school is not in the list," then the user free-form enters the city in the "City" field.
Conditions:	Appears if Country is United States, and hs_attendance is 1 = I attended high school or 2 = I was homeschooled in a registered homeschool organization.
Additional Text:	
Response Options:	None: populated by High School Finder.
Hover Help:	None
Pop-Up Help:	None
Field Error Check:	None
Page Error Check:	None
Notes:	
Data Element:	education: hs_city

Last High School Attended: CDS Code

Data Element:	hs_cds
Description:	High school's CDS code from High School Finder, or generic code if not from Finder
Format, Length:	bpchar, 6
Values:	Null if 'education: hs_name' is null If State is California: CDS code from High School Finder, else if there is no CDS code in Finder or if the school is entered manually, then 600050 If Country is not US: 8XXXXXX If Country is US but State is not California (whether the school is entered manually or found in the school table):

AL = 600010	NH = 600290
AK = 600020	NJ = 600300
AZ = 600030	NM = 600310
AR = 600040	NY = 600320
CO = 600060	NC = 600330
CT = 600070	ND = 600340
DE = 600080	OH = 600350
DC = 600510	OK = 600360
FL = 600090	OR = 600370
GA = 600100	PA = 600380
HI = 600110	RI = 600390
ID = 600120	SC = 600400
IL = 600130	SD = 600410
IN = 600140	TN = 600420
IA = 600150	TX = 600430
KS = 600160	UT = 600440
KY = 600170	VT = 600450
LA = 600180	VA = 600460
ME = 600190	WA = 600470
MD = 600200	WV = 600480
MA = 600210	WI = 600490
MI = 600220	WY = 600500
MN = 600230	AS = 600610
MS = 600240	CZ = 600770
MO = 600250	VI = 600890
MT = 600260	PR = 600810
NE = 600270	GU = 600650
NV = 600280	
Allows Null:	Yes
Default:	None
Usage:	
Notes:	education table
Xap Field:	highSchoolCDSCode1
Revision Log:	~~


Last High School Attended: CEEB Code

Data Element:	hs_ceed
Description:	High school's CEEB code from High School Finder, if available
Format, Length:	bpchar, 7
Values:	CEEB code or null
Allows Null:	Yes
Default:	None
Usage:	
Notes:	education table
Xap Field:	High sch 1 enrolled - ceeb
Revision Log:	~~

Number of Colleges Attended

Data Element:	college_count
Description:	Applicant's response to Number of Colleges Attended question
Format, Length:	smallint
Values:	0 = None 1 = 1 2 = 2 3 = 3 4 = 4 5 = 5 or more
Allows Null:	No
Default:	None
Usage:	
Notes:	education table
Xap Field:	moreThanFourColleges

Revision Log:	~~
Question Text:	Specify the number of colleges you have attended including those you are currently attending. <input type="radio"/> None <input type="radio"/> 1 <input type="radio"/> 2 <input type="radio"/> 3 <input type="radio"/> 4 <input type="radio"/> 5 or more
Conditions:	Always
Additional Text:	If '5 or more' is selected: Instructions TBD
Response Options:	As shown in Question Text.
Pop-Up Help:	None
Field Error Check:	None
Page Error Check:	<p>Required response; else error message, "You must select the number of colleges/universities you have attended."</p> <p>Must not be 'None' if Enrollment Status is 'Transfer student from another college' or 'Returning student to this college after absent for a main term'; else error message, "Your Enrollment Status and number of colleges attended do not agree. Please correct one or the other."</p> <p>Must not be 'None' if Higher Education Level is 'Received an associate degree' or 'Received a bachelor's degree or higher'; else error message, "Your Higher Education Level cannot indicate a college degree if the number of colleges/universities you have attended is None. Please correct one or the other."</p> <p>Must be 'None' if Enrollment Status is 'First-time student in college (after leaving high school)' or 'Enrolling in high school (or lower grade) and college at the same time'; else error message, "Your Enrollment Status and number of colleges attended indicate that you have previously attended college while in high school (or lower grades). If this is true, please check the confirmation box below. If it is not true, please correct your responses as necessary."</p> <p><input type="checkbox"/> I confirm that I previously attended college while in high school or lower grades." This edit will never get activated because the same edit related to college data present will get triggered first. It is the same confirmation/error message.</p>
Notes:	<p>This question replaces the "more than 4 colleges" checkbox in Xap CCCApply. It allows CCCApply to display the exact number of Colleges Attended question blocks needed and to require that all are filled in.</p> <p>Information about colleges attended is sorted as follows:</p> <p>The number of College/University question sets that will appear depends on the response to Number of Colleges Attended.</p> <p>If the Number of Colleges Attended is '5ormore', we probably want to insert instructional text after the Number of Colleges Attended question. This text would tell the user which colleges to list: most recent; most significant; anything as long as the highest degree is included. To minimize redundancy, this document provides tables for the College/University 1 question set only. For College/University 2, College/University 3, and College/University 4, everything is the same as for College/University1 except:</p> <ul style="list-style-type: none"> • Wherever it occurs in the tables, "College/University 1" will be replaced by "College/University 2", "College/University 3", or "College/University 4" as appropriate.

	<ul style="list-style-type: none"> • The question set for College/University 2 will appear when Number of Colleges Attended is '2', '3', '4', or '5 or more'. • The question set for College/University 3 will appear when Number of Colleges Attended is '3', '4', or '5 or more'. • The question set for College/University 4 will appear when Number of Colleges Attended is '4' or '5 or more'. <p>Sorting Colleges Attended:</p> <p>When there are two or more colleges, they can be listed in any order by the applicant. However, in the database they will be sorted and saved in order of attendance, with College/University 1 the most recently attended. The primary sorting date will be Attendance Ended; the secondary sorting date will be Attendance Began. If two or more colleges have the same Attendance Ended date and the same Attendance Began date, it doesn't matter which comes before the other in the sorting.</p> <p> Note: In the Xap system, once the Education page has been completed, the schools are resorted on the Education page to match the database sorting. It does not matter whether CCC Apply does this. However, if CCC Apply does resort the Colleges Attended list, to prevent confusing situations for the user, the sorting should not occur until the page is completed (i.e., sorting should not occur when the page is saved but not completed).</p>
Data Element:	college_count

College Expelled Summary

Data Name:	college_expelled_summary
Description:	Whether applicant was expelled or is undergoing expulsion from any listed college.
MIS Correlation:	None
Data Type/ Format:	Boolean
Length:	1
Characteristics:	Downloadable System-generated Hidden
Input Rules:	N/A
Notes/Constraints:	IF any of the col1_expelled_status1 thru 4 are true THEN college_expelled_summary = true ELSE college_expelled_summary = false
Online Help:	N/A
Values - Labels:	1 - True 0 - False

College/University 1: Country

Data Element:	col1_country
---------------	--------------

Description:	Applicant's response to question for College Attended: Country
Format, Length:	bpchar, 2
Values:	ISO country code
Allows Null:	No
Default:	None
Usage:	Disables College Finder if not US
Notes:	Defaults to US on application Users may enter colleges in any order; the system will reorder the colleges from most recent (College/University 1) to least recent (College/University 4). Primary sort date is Date Attended To (end_date); secondary sort date is Date Attended To (start_date). colleges_attended table
Xap Field:	College 1 address - country
Revision Log:	~~
Question Text:	Country [menu]
Conditions:	Appears if Number of Colleges Attended is not 'None'.
Additional Text:	None
Response Options:	Menu of countries per ISO, United States at top. Defaults to United States.
Pop-Up Help:	None
Field Error Check:	None
Page Error Check:	None (assuming default selection and no option for selecting a non- response).
Notes:	This is a rare menu field that has a default selection.
Data Element:	colleges_attended: country

Data elements, characteristics, and values for College/University 2, College/University 3,

and
 College/
 University
 4
 are
 the
 same
 as
 for
 College/
 University
 1
 (i.e.
 the
 data
 element
 for
 the
 College/
 University
 2
 country
 is
 col2_country).

College/University 1: State

Data Element:	col1_state
Description:	Applicant’s response to question for College Attended: State
Format, Length:	bpchar, 2
Values:	USPS state code
Allows Null:	Yes, only if Country is not US
Default:	None
Usage:	
Notes:	Defaults to CA on application colleges_attended table
Xap Field:	College 1 address – state
Revision Log:	~~
Question Text:	State [menu]
Conditions:	Appears if College/University 1: Country is United States.

Additional Text:	None
Response Options:	Menu of U.S. states, territories, etc., with California at top. Defaults to “Select a State”.
Pop-Up Help:	None
Field Error Check:	None
Page Error Check:	State selection must be made if Country is "United States", else, error message: "Please select your state."
Notes:	This is a rare menu field that has a default selection.
Data Element:	colleges_attended: state

College/University 1: Name

Data Element:	coll_name
Description:	Applicant’s response to question for College Attended: Name
Format, Length:	varchar, 30
Values:	Text string up to 30 characters
Allows Null:	No
Default:	None
Usage:	
Notes:	Can come from College Finder or from applicant entry
Xap Field:	College enrolled 1 – name
Revision Log:	~~
Question Text:	User is prompted to enter the college name and/or city in the search box. The college name is populated from the school lookup table when the user selects a school from the list. If the user clicks “My school is not in the list” the user enters the field.
Conditions:	Appears if Country is United States.
Additional Text:	None
Response Options:	Text string
English Hover Help:	"Please make every effort to find your college or university using this school finder search field. Begin typing three or more characters of the college name, city name, and/or different parts of the institution name, into the search field to return a list of colleges that meets the

	criteria. You may navigate the list using the up and down arrow keys. If your college is not listed, select “My school is not in the list” at the bottom of the list. This field is required.”
Spanish Hover Help:	“Por Favor haga todo lo posible p encontrar su colegio o universidad usando este búsqueda de escuela. Comience a escribir tres o más caracteres del nombre de su colegio, nombre de la ciudad, y/o partes diferentes del nombre de la institución, p devolver una lista que cumpla los criterios. Puede navegar la lista usando el arriba y abajo teclas de flecha. Si su colegio no está en la lista, seleccione " My school is not in the list" en el fondo de la lista. Este campo es requerido.”
Pop-Up Help:	None
Field Error Check:	None
Page Error Check:	School must be selected from the list or “My school is not in the list” is checked followed by manual entry of the name; else error message, “You must enter the name of your college or university.”
Notes:	508 compliant. Hover help and other supported screen reader changes were made to this field to ensure the School Finder tool passes 508 accessibility review. February 2015. colleges_attended
Data Element:	colleges_attended: name

College/University 1: City

Data Element:	coll_city
Description:	Applicant’s response to question for College Attended: City
Format, Length:	varchar, 20
Values:	Text string up to 20 characters
Allows Null:	No
Default:	None
Usage:	
Notes:	Can come from College Finder or from applicant entry colleges_attended table
Xap Field:	College 1 address - city
Revision Log:	~~
Question Text:	User is prompted to enter the college name and/or city in the search box. The college city is populated from the school lookup table when the user selects a school from the list. If the user clicks “My school is not in the list” the user enters the field.

Conditions:	Appears if either College/University Country is not United States or “My school is not in the list” in clicked.
Additional Text:	None
Response Options:	Text string
Hover Help:	Enter the name of the city or town in which the college/university is located.
Pop-Up Help:	None
Field Error Check:	None
Page Error Check:	Required response; else error message, “For College/University x, you must enter the name of the City.”
Notes:	None
Data Element:	colleges_attended: city

College/University 1: CDS Code

Data Element:	coll_cds
Description:	College’s CDS code from College Finder, or generic code if not from Finder
Format, Length:	bpchar, 6
Values:	<p>If State is California: CDS code from College Finder, else if there is no CDS code in Finder or if the school is entered manually, then 600050</p> <p>If Country is not US: 8XXXXX</p> <p>If Country is US but State is not California (whether the school is entered manually or found in the school table):</p>
AL = 600010	NJ = 600300
AK = 600020	NM = 600310
AZ = 600030	NY = 600320
AR = 600040	NC = 600330
CA = varies by college	ND = 600340
CO = 600060	OH = 600350
CT = 600070	OK = 600360
DE = 600080	OR = 600370
DC = 600510	PA = 600380
FL = 600090	RI = 600390
	SC = 600400

GA = 600100	SD = 600410
HI = 600110	TN = 600420
ID = 600120	TX = 600430
IL = 600130	UT = 600440
IN = 600140	VT = 600450
IA = 600150	VA = 600460
KS = 600160	WA = 600470
KY = 600170	WV = 600480
LA = 600180	WI = 600490
ME = 600190	WY = 600500
MD = 600200	AS = 600610
MA = 600210	FM = 8XXXXXX
MI = 600220	GU = 600650
MN = 600230	MH = 8XXXXXX
MS = 600240	MP = 8XXXXXX
MO = 600250	PW = NULL
MT = 600260	PR = 600810
NE = 600270	VI = 600890
NV = 600280	AA = NULL
NH = 600290	AP = NULL
	AE = NULL
Allows Null:	No
Default:	None
Usage:	
Notes:	colleges_attended table
Xap Field:	collegeCDSCode1
Revision Log:	~~

College/University 1: CEEB Code

Data Element:	coll_ceed
Description:	College's CEEB code from College Finder, if available
Format, Length:	bpchar, 7

Values:	CEEB code or null
Allows Null:	Yes
Default:	None
Usage:	
Notes:	colleges_attended table
Xap Field:	College enrolled 1 - ceeb
Revision Log:	~~

College/University 1: Date From

Data Element:	coll_start_date
Description:	Applicant's response regarding start date at college (date from)
Format, Length:	Date, 10 (download format of yyyy-mm-dd)
Values:	Valid date
Allows Null:	No
Default:	None
Usage:	Secondary sort date for colleges attended
Notes:	colleges_attended table
Xap Field:	College enrolled 1 - date from
Revision Log:	~~
Question Text:	Attendance Began [menu] Month Year [textbox] yyyy
Conditions:	Appears if Number of Colleges Attended is not 'None'.
Additional Text:	None
Response Options:	Date: mm/yyyy
Hover Help:	For Year field only: Specify the date you first attended this college/university.
Pop-Up Help:	None

Field Error Check:	Year must be after 1900; else error message, “You must enter a 4-digit year after 1900.”
Page Error Check:	Required; else error message, “You must specify when Attendance Began for College/University 1.” Cannot be after month/year of <RDD>; else error message, “For College/University n, you cannot specify a date after <RDDmonth> <RDDyear> for Attendance Began. If the date is incorrect, please correct it. Do not list the college/university if you will not have begun attendance by <RDDmonth> <RDDyear>.”
Notes:	Secondary data element used to sort attended colleges for database storage & download.
Data Element:	colleges_attended: start_date

College/University 1: Date To

Data Element:	col1_end_date
Description:	Applicant’s response regarding end date at college (date to)
Format, Length:	Date, 10 (download format of yyyy-mm-dd)
Values:	Valid date
Allows Null:	No
Default:	None
Usage:	Primary sort date for colleges attended
Notes:	colleges_attended table
Xap Field:	College enrolled 1 - date to
Revision Log:	~~
Question Text:	Attendance Ended [menu] Month Year [textbox] yyyy
Conditions:	Appears if Number of Colleges Attended is not ‘None’.
Additional Text:	None
Response Options:	Date: mm/yyyy
Hover Help:	For Year field only: Specify the date you last attended this college/university.
Pop-Up Help:	None

Field Error Check:	Year must be after 1900; else error message, “You must enter a 4-digit year after 1900.”
Page Error Check:	<p>Required response; else error message, “For College/University n, you must specify when Attendance Ended.”</p> <p>Cannot be more than one year after month/year of <RDD>; else error message, “For College/University n, you cannot specify a date after <RDDmonth> <RDDyear+> for Attendance Began. If you are currently attending this college, please enter the date that the current term ends.”</p> <p>Cannot be before Attendance Began; else error message; “For College/University n, you have specified an earlier date for Attendance Ended than for Attendance Began. Please correct the incorrect date.”</p>
Notes:	Primary data element used to sort attended colleges for database storage & download.
Data Element:	colleges_attended: end_date

College/University 1: College Expelled Status

Data Name:	col1_expelled_status
Description:	Whether applicant was expelled or is undergoing expulsion.
MIS Correlation:	None
Data Type/ Format:	boolean
Length:	1
Characteristics:	Downloadable
Input Rules:	None
Notes/Constraints:	
Online Help:	None
Values - Labels:	1 - Yes/Sí 0 – No or blank [internal default]
Question Text:	Check here if you were expelled or are in the process of expulsion procedures.
Conditions:	Appears if Number of Colleges Attended is not ‘None’.
Additional Text:	None
Response Options:	Checkbox: Selected or not.

Hover Help:	[Spanish: “Marque aquí si fue expulsado o está en el proceso de los procedimientos de expulsión.”]
Pop-Up Help:	None
Field Error Check:	None. Field is optional.
Page Error Check:	None
Notes:	None
Data Element:	Coll_expelled_status (1-4)

College/University 1: Degree Type

Data Element:	coll_degree_obtained
Description:	Applicant’s response regarding degree received (if any)
Format, Length:	bpchar, 1
Values:	X = No degree A = Associate degree B = Bachelor degree or higher C = Certificate Null = No response
Allows Null:	Yes
Default:	None
Usage:	
Notes:	colleges_attended table
Xap Field:	collegeDegreeType1
Revision Log:	~~
Question Text:	Degree Received
Conditions:	Appears if Number of Colleges Attended is not ‘None’.
Additional Text:	None
Response Options:	X = No degree A = Associate degree B = Bachelor degree or higher C = Certificate

Pop-Up Help:	None
Field Error Check:	None
Page Error Check:	Required selection; else error message, “For College/University n, you must select the Degree you received, or ‘No degree’.” Can’t be higher degree level than “Higher Ed Level”; else error message, “For College/ University n, you selected a Degree Received that is a higher degree level than you indicated in your response to College Education Level. Please fix the incorrect response.” Note: This edit should only be performed if the college degree date is A or B.
Notes:	None
Data Element:	colleges_attended: degree_obtained

College/University 1: Degree Date

Data Element:	coll_degree_date
Description:	Applicant’s response to date degree awarded (if any)
Format, Length:	Date, 10 (download format of yyyy-mm-dd)
Values:	Valid date
Allows Null:	Yes
Default:	None
Usage:	
Notes:	colleges_attended table
Xap Field:	collegeDegreeDate1
Revision Log:	~~
Question Text:	Degree Date [menu] Month Year [textbox] yyyy
Conditions:	Appears only if Degree Received is not ‘No degree’.
Additional Text:	None
Response Options:	Date: mm/yyyy
Hover Help:	For Year field only: As accurately as possible, indicate the date of your highest college degree.
Pop-Up Help:	

Field Error Check:	Year must be after 1900; else error message, “You must enter a 4-digit year after 1900.”
Page Error Check:	Required response; else error message, “For College/University 1, you must provide the Degree Date.” Cannot be more than one year after month/year of <RDD>; else error message, “For College/University n, do not include a degree that will be awarded after <RDDmonth> <RDDyear+>.” Cannot be before Attendance Began; else error message, “For College/University, you cannot specify a Degree Date that is before the date Attendance Began. Please correct the dates as appropriate.”
Notes:	None
Data Element:	colleges_attended: degree_date
Revision Log:	

College/University 1: College Not Listed

Data Element:	coll_not_listed
Description:	Indicates if the link “college not listed” was clicked. Means the school was manually entered by the applicant.
Format, Length:	Boolean
Values:	
Allows Null:	Yes
Default:	None
Usage:	
Notes:	
Xap Field:	N/A
Revision Log:	~~
Question Text:	Link within list of schools: My school is not in the list.
Conditions:	Always appears in the list of schools at the bottom of the list.
Additional Text:	None
Response Options:	Checked or Unchecked.
Hover Help:	None
Pop-Up Help:	None

Field Error Check:	None
Page Error Check:	None
Notes:	Clicking this link will open the Name and city fields for manual entry.
Data Element:	colleges_attended: not_listed

Citizenship/Military

The tables in this section show the fields that are populated from the Citizenship/Military tab of the CCCApply standard application.

Citizenship Status

Data Element:	citizenship_status
Description:	Applicant's response to Citizenship Status
Format, Length:	bpchar, 1
Values:	1 = U.S. Citizen 2 = Permanent Resident 3 = Temporary Resident / Amnesty 4 = Refugee / Asylee 5 = Student Visa (F-1 or M-1) 6 = Other
Allows Null:	No
Default:	None
Usage:	Correlates to MIS SB06
Notes:	residency table
Xap Field:	citizenshipStatus
Revision Log:	~~
Question Text:	Citizenship Status [menu]
Conditions:	Always
Additional Text:	None
Response Options:	1 = U.S. Citizen 2 = Permanent Resident 3 = Temporary Resident / Amnesty 4 = Refugee / Asylee 5 = Student Visa (F-1 or M-1) 6 = Other
Pop-Up Help:	None
Field Error Check:	None

Page Error Check:	Required selection; else error message, “You must select your Citizenship Status.”
Notes:	Correlates to MIS SB06.
Data Element:	residency: citizenship_status

Alien Registration Number

Data Element:	alien_reg_number
Description:	Applicant’s response to Alien Registration Number
Format, Length:	varchar, 20
Values:	Text sting
Allows Null:	Yes
Default:	None
Usage:	
Notes:	residency table
Xap Field:	visaNumber
Revision Log:	~~
Question Text:	Alien Registration Number [textbox]
Conditions:	Appears only if Citizenship Status is one of the following: Permanent Resident Temporary Resident / Amnesty Refugee / Asylee
Additional Text:	None
Response Options:	Text string
Hover Help:	Enter the number of your Alien Registration Card, if you have one.
Pop-Up Help:	None
Field Error Check:	None
Page Error Check:	Required response if Citizenship Status = ‘Permanent Resident’; else error message, “You must provide your Alien Registration Number.” Optional user response if Citizenship Status = ‘Temporary Resident / Amnesty’ or ‘Refugee / Asylee’.
Notes:	None

Data Element:	residency: alien_reg_number
---------------	-----------------------------

Visa Type

Data Element:	visa_type
Description:	Applicant's response to Alien Registration Number
Format, Length:	varchar, 20
Values:	See Table of Visa Types on next page
Allows Null:	Yes
Default:	None
Usage:	
Notes:	residency table
Xap Field:	visaType
Revision Log:	~~
Question Text:	Visa Type [menu]
Conditions:	Appears only if Citizenship Status is one of the following: Student Visa (F-1 or M-1) Other
Additional Text:	None
Response Options:	See Table of Visa Types on next page.
Pop-Up Help:	<p>Visa Type</p> <p>A citizen of a foreign country who seeks to enter the United States generally must first obtain a U.S. visa, which is placed in the traveler's passport. Visa types are defined by U.S. immigration law, and relate to the purpose of travel to the U.S.</p> <p>Your visa type is indicated under the 'Visa Type/Class' heading, as illustrated on the U.S. Department of State website <hyperlink: http://travel.state.gov/visa/questions/what/what_4429.html >.</p>
Field Error Check:	None
Page Error Check:	<p>Required response if Citizenship Status = 'Other' and 'No Documents' is unchecked; else error message, "You must select your Visa Type or check 'No Documents'."</p> <p>Required response if Citizenship Status = 'Student Visa'; else error message, "You must select your Visa Type."</p> <p>If Citizenship Status = 'Student Visa', then Visa Type dropdown is restricted to F1 and M1.</p>

	<p>If visa_type is Student Visa F1 or M1, then do not display the Residency Page.</p> <p>If 'No Documents' is checked, then the Visa Type dropdown is disabled with a no selection.</p>
Notes:	
Data Element:	residency: visa_type
Revision Log:	<p>Rev. 12.5.14 – Updated Table F (Visa Types).</p> <p>v1.1: Changed meaning of “OTHR” option from ‘Other or None’ to ‘Other’ in Table of Visa Types.</p>

For a list of Visa Types, see Table F in [Appendix A: Submission Calculation Logic & Residency Algorithm](#) on page 167

No Documents

Data Element:	no_documents
Description:	Applicant has checked box for No Documents
Format, Length:	boolean, 1
Values:	<p>1 = True/Yes</p> <p>0 = False/No</p>
Allows Null:	Yes
Default:	None
Usage:	
Notes:	residency table
Xap Field:	noDocuments
Revision Log:	~~
Question Text:	[checkbox] No Documents
Conditions:	Appears only if Citizenship Status is 'Other'
Additional Text:	None
Response Options:	Checked or Unchecked.
Pop-Up Help:	None
Field Error Check:	None

Page Error Check:	If checked, visa_type is disabled and set to no selection.
Notes:	None
Data Element:	residency: no_documents

Visa/Alien Registration Issue Date

Data Element:	alien_reg_issue_date
Description:	Applicant's response regarding Visa/Alien Registration Issue Date
Format, Length:	Date, 10 (yyyy-mm-dd for download)
Values:	Valid date
Allows Null:	Yes
Default:	None
Hover Help:	Year field only: Provide the issue date of your Visa or Alien Registration Card.
Usage:	
Notes:	residency table
Xap Field:	visaIssueDate
Revision Log:	~~
Question Text:	Visa/Alien Registration Expiration Date Month Day Year [menu] [menu] [textbox] yyyy
Conditions:	Appears if Citizenship Status is 'Student Visa (F-1 or M-1)' or if Alien Registration Number is entered or if a Visa Type is selected.
Additional Text:	None
Response Options:	Date: mm/dd/yyyy
Hover Help:	For Year field only: Provide the issue date of your Visa or Alien Registration Card, or check 'No Expiration Date'.
Pop-Up Help:	None
Field Error Check:	Required response if alien_reg_expire_date is entered OR 'No Expiration Date' is checked; else error message, "You must enter your Visa/Alien Registration Issue Date."
Page Error Check:	Cannot be prior to birthdate, "Your Visa/Alien Registration issue date cannot be before your date of birth; please correct."

	<p>Day must be valid for month; else error message, “The day you selected is not valid for the month you selected.”</p> <p>If mm/dd is February 29, year must be a leap year; else error message, “The day you selected is not valid for the year you entered.”</p> <p>Must not be after Visa/Alien Registration Expiration Date; else error message, “Your Visa/Alien Registration Expiration Date must be before your Visa/Alien Registration Expiration Date.”</p>
Notes:	None
Data Element:	residency: alien_reg_issue_date

Visa/Alien Registration Expiration Date

Data Element:	alien_reg_expire_date
Description:	Applicant’s response regarding Visa/Alien Registration Expiration Date
Format, Length:	Date, 10 (yyyy-mm-dd download format)
Values:	Valid date
Allows Null:	Yes
Default:	None
Usage:	
Notes:	residency table
Xap Field:	visaExpirationDate
Revision Log:	~~
Question Text:	Visa/Alien Registration Expiration Date Month Day Year [menu] [menu] [textbox] yyyy
Conditions:	Appears if Citizenship Status is ‘Student Visa (F-1 or M-1)’ or if Alien Registration Number is entered or if a Visa Type is selected.
Additional Text:	None
Response Options:	Date: mm/dd/yyyy
Hover Help:	For Year field only: Provide the expiration date of your Visa or Alien Registration Card, or check ‘No Expiration Date’.
Pop-Up Help:	None

Field Error Check:	Required response if alien_reg_issue_date is entered AND 'No Expiration Date' is not checked; else error message, "You must enter your Visa/Alien Registration Issue Date, or check 'No Expiration Date'."
Page Error Check:	Cannot be prior to birthdate, "Your Visa/Alien Registration expiration date cannot be before your date of birth; please correct." Day must be valid for month; else error message, "The day you selected is not valid for the month you selected." If mm/dd is February 29, year must be a leap year; else error message, "The day you selected is not valid for the year you entered." Must not be before Visa/Alien Registration Issue Date; else error message, "Your Visa/Alien Registration Expiration Date must be after your Visa/Alien Registration Issue Date."
Notes:	None
Data Element:	residency: alien_reg_expire_date

Visa/Alien Registration: No Expiration Date

Data Element:	alien_reg_no_expire
Description:	Applicant has checked box for No Expiration Date
Format, Length:	boolean, 1
Values:	1 = True/Yes 0 = False/No
Allows Null:	Yes
Default:	None
Usage:	
Notes:	residency table
Xap Field:	noVisaExpirationDate
Revision Log:	~~
Question Text:	[checkbox] No Expiration Date
Conditions:	Appears if Alien Registration Number is entered or if a Visa Type is selected.
Additional Text:	None
Response Options:	Checked or Unchecked

Pop-Up Help:	None
Field Error Check:	If checked the alien_reg_expire_date fields are disabled. On Save or Continue, the expiration date will be nullified.
Page Error Check:	None
Notes:	None
Data Element:	residency: alien_reg_no_expire

Military Status

Data Element:	military_status
Description:	Applicant's response to Military Status
Format, Length:	bpchar, 1
Values:	1 = None apply to me 2 = Currently active military 3 = Dependent spouse or child of currently active military 4 = Served in US military (active or reserve) discharged within the last year 5 = Served in US military (active or reserve) discharged over a year ago 6 = Currently in Reserves or National Guard (non-active)
Allows Null:	No
Default:	None
Usage:	
Notes:	Replaced all references to "veteran" with "served in the US military" per AB2478 (at CCCCO mandate.) residency table
Xap Field:	militaryStatus
Revision Log:	~~
Question Text:	U.S. Military Status as of <RDD>: [menu]
Conditions:	Always
Additional Text:	None
Response Options:	1 = None apply to me 2 = Currently active military

	<p>3 = Dependent spouse or child of currently active military</p> <p>4 = Served in the US military (active or reserve) discharged within the last year</p> <p>5 = Served in the US military (active or reserve) discharged over a year ago 6 = Currently in Reserves or National Guard (non-active)</p>
Pop-Up Help:	None
Field Error Check:	None
Page Error Check:	<p>Required selection; else error message, “You must select your Military Status.”</p> <p>New Requirements:</p> <p>If the Military Status is “Served in the US military discharged within the last year”:</p> <ol style="list-style-type: none"> 1. Display the State of Legal Residence question and require a response. 2. Display the Home of Record question and require a response. 3. Display the Stationed in California question but do not require a response. <p>If the Military Status is “Currently in Reserves or National Guard”:</p> <ol style="list-style-type: none"> 1. Display the Stationed in California question and require a response.
Notes:	Per CCCCCO, no longer using the term “veteran”. Changed all instances to “Served in the US military” on 12.5.14
Data Element:	residency: military_status

Military Discharge Date

Data Element:	military_discharge_date
Description:	Applicant’s response to Military Discharge Date
Format, Length:	Date, 10 (yyyy-mm-dd download format)
Values:	Valid date
Allows Null:	Yes
Default:	None
Usage:	
Notes:	
Xap Field:	militaryDischargeDate
Revision Log:	~~
Question Text:	<p>Discharge Date</p> <p>Month Day Year</p>

	[menu] [menu] [textbox] yyyy
Conditions:	Appears only if Military Status is one of the following: <ol style="list-style-type: none"> 1. - Served in the US military (active or reserve) discharged within the last year 2. - Served in the US military (active or reserve) discharged over a year ago
Additional Text:	None
Response Options:	Date: mm/dd/yyyy
Hover Help:	For Year field only: Enter the date you were discharged from the military.
Pop-Up Help:	None
Field Error Check:	Day must be valid for month; else error message, “The day you selected is not valid for the month you selected.” If mm/dd is February 29, year must be a leap year; else error message, “The day you selected is not valid for the year you entered.”
Page Error Check:	Required response; else error message, “You must provide your Military Discharge Date.” Must not be after <RDD>; else error message, “Your Discharge Date cannot be after <RDD>. Please correct either your Discharge Date or your U.S. Military Status as of <RDD>.” If Military Status is ‘Served in the US military (active or reserve) discharged within the last year’, date must not be before <RDD> minus 1 year; else error message, “Your U.S. Military Status as of <RDD> and your Discharge Date do not agree. Please fix one or the other.” If Military Status is ‘Served in the US military (active or reserve) discharged over a year ago’, date must be before <RDD> minus 1 year; else error message, “Your U.S. Military Status as of <RDD> and your Discharge Date do not agree. Please fix one or the other.”
Notes:	AB2478 asks for government and educational entities to stop using the term “veteran” and start using “Served in the US military”, as many former military members whom never saw combat do not associate themselves with being a “veteran”, especially women. Supports California SB272, which as of 1/1/08 grants enrollment priority to veterans for 2 years after discharge from active duty.
Data Element:	residency: military_discharge_date

Military Discharge Type

Data Element:	discharge_type
Description:	Applicant’s response to type of discharge
Format, Length:	Char(1)
Values:	1 = Honorable 2 = Entry level separation (ELS) 3 = General

	<p>4 = Other Than Honorable (OTH)</p> <p>5 = Clemency Discharge</p> <p>6 = Bad Conduct (BCD)</p> <p>7 = Dishonorable</p>
Allows Null:	No
Default:	None
Usage:	
Notes:	
Xap Field:	N/A
Revision Log:	~~
Question Text:	Type of Discharge [menu]
Conditions:	<p>Appears only if Military Status is one of the following:</p> <ol style="list-style-type: none"> 1. - Served in the US military (active or reserve) discharged within the last year 2. - Served in the US military (active or reserve) discharged over a year ago
Additional Text:	None
Response Options:	<p>Dropdown list: Select one Honorable</p> <p>Entry level separation (ELS) General</p> <p>Other Than Honorable (OTH) Clemency Discharge</p> <p>Bad Conduct (BCD) Dishonorable</p>
Hover Help:	[Spanish only: "Por favor seleccione el tipo de descarga military que se aplique a usted."]
Pop-Up Help:	None
Field Error Check:	<p>Required response when Military Status is one of the following:</p> <ol style="list-style-type: none"> 1. - Served in the US military (active or reserve) discharged within the last year 2. - Served in the US military (active or reserve) discharged over a year ago <p>Error message if not selected "You must select your discharge type".</p>
Page Error Check:	Required response when military status = 4 or 5, else error message, "You must select your discharge type".
Notes:	<p>Supports AB2478: Recently Discharged Military: Act to amend Section 68075.5 of the Education Code, relating to public postsecondary education. residency table</p>
Data Element:	residency: discharge_type

Military Legal Residence

Data Element:	military_legal_residence
Description:	Applicant's response to State of Legal Residence, Military
Format, Length:	bpchar, 2
Values:	USPS state codes, plus XX = Foreign Country
Allows Null:	Yes
Default:	None
Usage:	
Notes:	residency table
Xap Field:	militaryLegalResidence
Revision Log:	~~
Question Text:	State of Legal Residence (Military) [menu]
Conditions:	Appears only if Military Status is one of the following: 2 - Currently active military 3 - Dependent spouse or child of currently active military 6 - Currently in Reserves or National Guard (non-active)
Additional Text:	None
Response Options:	Menu of U.S. states and territories plus "Foreign Country"
Pop-Up Help:	<p>State of Legal Residence and Home of Record</p> <p>In the military, your "State of legal residence" (also called "domicile") is the place you consider as your true, fixed, and permanent home. It is the state to which you officially intend to return after your military service.</p> <p>"Home of record" is almost always the state where you first joined the military. "Home of record" is an accounting term used by the military to determine a number of military benefits, such as travel allowances, transportation expenses, travel time to report to duty, etc.</p> <p>"Home of record" and "State of legal residence" are usually the same, because most people joining the military do so in the state that is their legal residence. However, "Home of record" and "State of legal residence" need not be the same.</p>
Field Error Check:	None
Page Error Check:	Required selection; else error message, "You must select your State of Legal Residence (Military)."
Notes:	None
Data Element:	residency: military_legal_residence

Military Home State

Data Element:	military_home_state
Description:	Applicant's response to Home of Record, State
Format, Length:	bpchar, 2
Values:	USPS state codes, plus XX = Foreign Country
Allows Null:	Yes
Default:	None
Usage:	
Notes:	residency table
Xap Field:	militaryHomeRecord
Revision Log:	~~
Question Text:	Home of Record [menu]
Conditions:	Appears only if Military Status is one of the following: 2 - Currently active military 3 - Dependent spouse or child of currently active military 6 - Currently in Reserves or National Guard (non-active)
Additional Text:	
Response Options:	Menu of U.S. states and territories plus "Foreign Country"
Pop-Up Help:	<p>State of Legal Residence and Home of Record</p> <p>In the military, your "State of legal residence" (also called "domicile") is the place you consider as your true, fixed, and permanent home. It is the state to which you officially intend to return after your military service.</p> <p>"Home of record" is almost always the state where you first joined the military. "Home of record" is an accounting term used by the military to determine a number of military benefits, such as travel allowances, transportation expenses, travel time to report to duty, etc.</p> <p>"Home of record" and "State of legal residence" are usually the same, because most people joining the military do so in the state that is their legal residence. However, "Home of record" and "State of legal residence" need not be the same.</p>
Field Error Check:	None
Page Error Check:	Required selection; else error message, "You must select your Home of Record."
Notes:	
Data Element:	residency: military_home_state

Military Home Country

Data Element:	military_home_country
Description:	Applicant's response to Home of Record, State
Format, Length:	bpchar, 2
Values:	ISO country codes
Allows Null:	Yes
Default:	None
Usage:	
Notes:	residency table
Xap Field:	militaryHomeCountry
Revision Log:	~~
Question Text:	Country of Record [menu]
Conditions:	Appears only if Home of Record is 'Foreign Country'.
Additional Text:	
Response Options:	Menu of Countries per ISO, not including United States
Pop-Up Help:	
Field Error Check:	
Page Error Check:	Required selection; else error message, "You must select your Country of Record if your Home of Record is 'Foreign Country'."
Notes:	None
Data Element:	residency: military_home_country
Revision Log:	~~

Military: Stationed in California

Data Element:	military_ca_stationed
Description:	Applicant's response to whether military person is Currently Station in California

Format, Length:	boolean, 1
Values:	1 = True/Yes 0 = False/No
Allows Null:	Yes
Default:	None
Usage:	
Notes:	residency
Xap Field:	militaryInCA
Revision Log:	~~
Question Text:	Currently Stationed in California? Yes [radio button] No [radio button]
Conditions:	Appears only if Military Status is one of the following: 2 - Currently active military 3 - Dependent spouse or child of currently active military
Additional Text:	
Response Options:	As shown in Question Text.
Pop-Up Help:	
Field Error Check:	None
Page Error Check:	Required response; else error message, "You must indicate whether you (or your spouse/parent) is Currently Stationed in California."
Notes:	
Data Element:	residency: military_ca_stationed
Revision Log:	~~

Military: Stationed in California for Educational Purposes

Data Element:	military_stationed_ca_ed
Description:	Applicant's response to whether military person (or spouse/parent/dependent) is stationed in California for educational purposes only for 30 days or more.
Format, Length:	boolean, 1

Values:	1 = True/Yes 0 = False/No
Allows Null:	Yes
Default:	None
Usage:	Used in Residency Algorithm as indicated in Table C. If value is Yes, integrity check flag 65 will be generated.
Notes:	This question was previously removed from CCCApply (Xap) in 2011, citing Legal Opinion 10-05. However, when correctly interpreted, in this case federal law trumps state law – providing the current military member (or spouse/dependent) has been assigned to CA for educational purposes for more than 30 days.
Question Text:	Is your assignment in California for educational purposes for 30 days or more? Yes [radio button] No [radio button]
Conditions:	Appears only if answer to “Currently Stationed in California” = Yes:
Additional Text:	Alt Question Text: Spouse/parent/dependent: “Is the military member's assignment in California for educational purposes for 30 days or more?” Yes [radio button] No [radio button]
Response Options:	As shown in Question Text.
Pop-Up Help:	None
Field Error Check:	None
Page Error Check:	Required response if “Currently Stationed in California = Yes; else error message, “You must specify whether you (or your spouse/ parent/dependent) is stationed in California for educational purposes for 30 days or more.”
Notes:	This question was previously removed from CCCApply (Xap) in 2011, citing Legal Opinion 10-05. However, when correctly interpreted, in this case federal law trumps state law – providing the current military member (or spouse/dependent) has been assigned to CA for education purposes for more than 30 days. residency table
Data Element:	residency: military_stationed_ca_ed

Residency

The tables in this section show the fields that are populated from the Residency tab of the CCCApply standard application.

California Resident for Two Years

Data Element:	ca_res_2_years
Description:	Applicant's response regarding residence in California since two years before RDD.
Format, Length:	boolean, 1
Values:	1 = True/Yes 0 = False/No
Allows Null:	Yes
Default:	None
Usage:	
Notes:	Not asked when Citizenship Status makes Residency page unnecessary. residency table
Xap Field:	residentCAAtLeast2Years
Revision Log:	~~
Question Text:	Have you lived in California continuously since <RDD minus 2 years>? [radio button] Yes [radio button] No
Conditions:	Always appears If Subject to Parent/Guardian is 'Yes', question text will begin: "Has your parent or guardian lived in California ..."
Additional Text:	None
Response Options:	As shown in Question Text.
Pop-Up Help:	Residence in California When determining the length of time lived continuously in California, disregard absences from California for education, business, or vacation that did not affect your intent to maintain residency in California and did not involve activities as a resident of another state.
Field Error Check:	None
Page Error Check:	Required response; else error message, "You must specify whether or not

	<you have/your parent or guardian has> lived in California since <RDD minus 2 years>.”
Notes:	None
Data Element:	residency: ca_res_2_years

Date Current Stay in California Began

Data Element:	ca_date_current
Description:	Applicant’s response to Date Current Stay in California Began
Format, Length:	Date, 10 (yyyy-mm-dd download format)
Values:	Valid date
Allows Null:	Yes
Default:	None
Usage:	
Notes:	residency table
Xap Field:	Date stay in CA began
Revision Log:	~~
Question Text:	When did your CURRENT stay in California begin? Month Day Year [menu] [menu] [textbox] yyyy
Conditions:	Appears only if California Resident for 2 Years is ‘No’. If Subject to Parent/Guardian is ‘Yes’, question text will be: “When did your parent’s or guardian’s CURRENT stay in California begin?”
Additional Text:	None
Response Options:	Date: mm/dd/yyyy
Hover Help:	For Year field only: Specify the first day of <your/your parent’s or guardian’s> current stay in California, disregarding temporary absences for education, business, or vacation.
Pop-Up Help:	None
Field Error Check:	Day must be valid for month; else error message, “The day you selected is not valid for the month you selected.” If mm/dd is February 29, year must be a leap year; else error message, “The day you selected is not valid for the year you entered.”

	<p>Must be after <RDD> minus 2 years; else error message, “You have indicated that you have not lived in California continuously since <RDD minus 2 years>, but the date you entered for the beginning of your current stay in California is before<RDD minus 2 years>. Please correct the incorrect response. ”</p> <p>Must not be after <current_date>; else error message, “For the beginning of your current stay in California, you cannot enter a date after <current_date>. Please correct the date or check ‘Not yet arrived in California.’”</p>
Page Error Check:	Required response unless Not Yet Arrived in California is checked; else error message, “You must specify the date <you/your parent or guardian> arrived in California, or check ‘Not yet arrived in California’.”
Data Element:	residency: ca_date_current

Not Yet Arrived in California

Data Element:	ca_not_arrived
Description:	Whether applicant has checked the box for Not Yet Arrived in California
Format, Length:	boolean, 1
Values:	1 = True/Yes 0 = False/No
Allows Null:	Yes
Default:	None
Usage:	
Notes:	residency table
Xap Field:	notCAResident
Revision Log:	~~
Question Text:	[checkbox] Not yet arrived in California
Conditions:	Appears only if California Resident for 2 Years is ‘No’.
Additional Text:	None
Response Options:	Checked or Unchecked
Pop-Up Help:	None
Field Error Check:	None
Page Error Check:	None

Notes:	Checking this box clears and disables the month, day, and year fields.
Data Element:	residency: ca_not_arrived

State College Employee

Data Element:	ca_college_employee
Description:	Whether applicant is a full-time employee, or spouse/dependent of a full-time employee, of a state college
Format, Length:	boolean, 1
Values:	1 = True/Yes 0 = False/No
Allows Null:	Yes
Default:	None
Usage:	
Notes:	residency table
Xap Field:	fullTimeEmployee
Revision Log:	~~
Question Text:	<p>Are you or your spouse a full-time employee of any of the following colleges/universities?</p> <ol style="list-style-type: none"> 1. California Community College 2. California State University or College 3. University of California 4. Maritime Academy <p>[radio button] Yes [radio button] No</p>
Conditions:	<p>Always</p> <p>If Subject to Parent/Guardian is 'Yes', question text will begin: "Is your parent or guardian a full-time employee ..."</p>
Additional Text:	None
Response Options:	As shown in Question Text.
Hover Help:	[Spanish: "Haga clic en Yes si <usted/o cónyuge/padre o guarda> están como empleado de tiempo completo con credenciales de una escuela pública de California y se están inscribiendo en este colegio p los propósitos de cumplimiento de requisitos relacionados con la credencial. De lo contrario, haga clic en No."]

Pop-Up Help:	None
Field Error Check:	None
Page Error Check:	Required selection; else error message, “You must indicate whether or not <you or your spouse/your parent or guardian> is a full-time employee of one of the listed colleges/universities.”
Notes:	None
Data Element:	residency: ca_college_employee

Public School Employee

Data Element:	ca_school_employee
Description:	Whether applicant is a full-time credentialed employee of a California public school enrolling in college to fulfill credential-related requirements.
Format, Length:	boolean, 1
Values:	1 = True/Yes 0 = False/No
Allows Null:	Yes
Default:	None
Usage:	
Notes:	residency table
Xap Field:	publicSchoolCredEmployee
Revision Log:	~~
Question Text:	Are you a full-time credentialed employee of a California public school enrolling in college for purposes of fulfilling credential-related requirements? [radio button] Yes [radio button] No
Conditions:	Always
Additional Text:	None
Response Options:	As shown in Question Text.
Pop-Up Help:	None
Field Error Check:	None

Page Error Check:	Required selection; else error message, "You must indicate whether or not you are a full-time credentialed employee of a California public school enrolling in college for purposes of fulfilling credential-related requirements."
Notes:	None
Data Element:	residency: ca_school_employee

Seasonal Agricultural Worker

Data Element:	ca_seasonal_ag
Description:	Whether applicant has been employed as a seasonal agricultural worker for at least a total of two months of each of the past two years.
Format, Length:	boolean, 1
Values:	1 = True/Yes 0 = False/No
Allows Null:	Yes
Default:	None
Usage:	
Notes:	residency table
Xap Field:	agriculturalEmployee
Revision Log:	~~
Question Text:	Have you been employed as a seasonal agricultural worker for at least a total of two months in each of the past two years? [radio button] Yes [radio button] No
Conditions:	Always If Subject to Parent/Guardian is 'Yes', question text will begin: "Has your parent or guardian been employed ..."
Additional Text:	None
Response Options:	As shown in Question Text.
Hover Help:	[Spanish: "Haga clic en Yes si <usted/su padre o guarda > han sido empleado como un trabajador de agricultura temporal durante dos meses o más en cada uno de los últimos dos años. De lo contrario, haga clic en No."]
Pop-Up Help:	None

Field Error Check:	None
Page Error Check:	Required selection; else error message, “You must indicate whether or not <you have/your parent or guardian has> been employed as a seasonal agricultural worker for at least a total of two months in each of the past two years.”
Notes:	None
Data Element:	residency: ca_seasonal_ag

Foster Youth in California

Data Element:	ca_foster_youth
Description:	Whether applicant is a current or former Foster Youth in California and under 20 years of age at RDD
Format, Length:	boolean, 1
Values:	<p>This is a new calculation for how to set this field based on the new field called foster_youth_status. This field is still used in the Residency Algorithm.</p> <ul style="list-style-type: none"> Value: 1 Meaning: AB669 Eligibility = Yes Logic: (foster_youth_status=1 OR =2) AND (RDD* minus Birthdate < 20 years) Value: 0 Meaning: AB669 Eligibility = No Logic: (foster_youth_status=0 OR =3 OR =4 OR =5) OR (RDD* minus Birthdate not < 20 years) <p>* RDD = Residency Determination Date: 1 day before term: date_start</p>
Allows Null:	Yes
Default:	None
Usage:	
Notes:	
Xap Field:	under20FosterYouthCA
Revision Log:	~~
Response Options:	
Pop-Up Help:	None
Field Error Check:	None

Notes:	<p>This question became obsolete was removed from the application based on new requirements for AB 194 and MIS SG03.</p> <p>This db field is still being populated and used in the residency algorithm. See the CCCApply Data Element Dictionary for California Foster Youth field and see the how the logic is calculated for this field and other related Foster Youth fields, such as foster_youth_mis and foster_youth_priority.</p> <p>residency table</p>
Data Element:	residency: ca_foster_youth

Foster Youth Status

Data Element:	foster_youth_status
Description:	Indicates the Foster Youth status of the applicant based on their screen input.
Format, Length:	char 1
Values:	<p>Set the value for this field as follows:</p> <ul style="list-style-type: none"> • 0: The response to “Have you ever been in Court Ordered Foster Care?” is No. • Set the field based on the option selected when Foster Care question is Yes: • 1: I am currently in Foster Care in California. • 2: I was previously in Foster Care in California, and aged out or emancipated from the system. • 3: I am currently in Foster Care in a system outside California. • 4: I was previously in Foster Care in a system outside California, and aged out or emancipated from the system. • 5: I was previously in Foster Care, but did not age out or emancipate from the system.
Allows Null:	No
Default:	None
Usage:	
Notes:	residency table
Xap Field:	fosterYouthStatus
Revision Log:	~~
Question Text:	Have you ever been in court ordered Foster Care? (See additional text below)
Conditions:	Always
Additional Text:	<p>Please select one of the following:</p> <p>Your response will help the college to provide additional resources or benefits and will not affect your admission to college.</p>

	<ol style="list-style-type: none"> 1. I am currently in Foster Care in California. 2. I was previously in Foster Care in California, and aged out or emancipated from the system. 3. I am currently in Foster Care in a system outside California. 4. I was previously in Foster Care in a system outside California, and aged out or emancipated from the system. 5. I was previously in Foster Care, but did not age out or emancipate from the system.
Response Options:	<p>Required fields:</p> <p>For the Yes/No question, if not selected, error message is “Please indicate if you have ever been in Foster Care.”</p> <p>When the Yes/No question = Yes, one of the options must be selected. If no option is selected, error message is “Please select one of the Foster Care options.”</p>
Hover Help:	[Spanish: "Por favor indique, si o no ha estado alguna vez colocado en Cuidado Adoptivo ordenado por el tribunal."]
Pop-Up Help:	<p>The “court ordered Foster Care” link renders a help pop-up which reads:</p> <p>Court-Ordered Foster Care</p> <p>You have been in Foster Care if, by order of a court, you have been placed in a family or group home within a foster care system.</p> <p>Foster Care includes, but is not limited to, placement in care under the supervision of the Juvenile Court Delinquency Division. As long as you were placed within the foster care system by order of a court, you were in Foster Care. Having a legal guardian does not necessarily mean that you have been in Foster Care.</p> <p>You ‘aged out’ of Foster Care if you were in Foster Care when you turned 18.</p> <p>You were emancipated if, while you were in Foster Care and under 18 years old, a court granted your independence as an ‘emancipated minor’.</p>
Field Error Check:	None
Page Error Check:	None
Notes:	<p>Question revised in 2013. See CCCApply Submission Calculations Service</p> <p>Residency: Area B logic, Step 4. AB669 approved in 2009.</p>
Data Element:	residency: foster_youth_status

Foster Youth Priority

Data Element:	foster_youth_priority
Description:	Calculated result for AB194 eligibility.
Format, Length:	boolean, 1
Values:	AFTER the foster_youth_status field has been set, set the value of foster_youth_priority as follows:

	Value: 1 Meaning: AB194 Eligibility = Yes Logic: (foster_youth_status=1 OR =2 OR =3 OR =4) AND (RDD* minus Birthdate < 25 years) Value: 0 Meaning: AB194 Eligibility = No Logic: (foster_youth_status =0 OR =5) OR (RDD* minus Birthdate not < 25 years) * RDD = Residency Determination Date: 1 day before term: date_start
Allows Null:	No
Default:	None
Usage:	
Notes:	residency table
Xap Field:	fosterYouthPriority
Revision Log:	~~

Foster Youth MIS

Data Element:	foster_youth_mis
Description:	Derived field based on foster_youth_status.
Format, Length:	boolean, 1
Values:	AFTER the foster_youth_status field has been set, set the value of foster_youth_mis as follows: Value: 1 Meaning: MIS SG03 = 1 Logic: foster_youth_status=1 OR =2 OR =3 OR =4 OR =5 Value: 0 Meaning: MIS SG03 = 0 Logic: foster_youth_status=0
Allows Null:	Yes
Default:	None
Usage:	
Notes:	In OpenCCCApply, this field is case sensitive (lower) = foster_youth_mis residency table

Xap Field:	fosterYouthMIS
Revision Log:	~~

Declared Residency Outside California for Taxes

Data Element:	ca_outside_tax
Description:	Response to whether applicant (or parent/guardian) has declared residency in another state for state income tax purposes in the 2 years prior to RDD
Format, Length:	boolean, 1
Values:	1 = True/Yes 0 = False/No
Allows Null:	Yes
Default:	None
Usage:	
Notes:	residency table
Xap Field:	nonCAResForTax
Revision Log:	~~
Question Text:	Since <RDD minus 2 years>, have you declared residency in another state for state income tax purposes? [radio button] Yes [radio button] No
Conditions:	Always; If Subject to Parent/Guardian is 'Yes', question text will begin: "Since <RDD minus 2 years>, has your parent or guardian declared residency ..."
Additional Text:	None
Response Options:	As shown in Question Text.
Hover Help:	[Spanish: "Haga clic en Yes si <RDD minus 2 years>, <si usted/su padre o guarda> presentó una declaración de impuestos como residente de un estado que no sea California. De lo contrario, haga clic en No."]
Pop-Up Help:	None
Field Error Check:	None
Page Error Check:	Required selection; else error message, "You must indicate whether or not

	<you have/your parent or guardian has> declared residency in another state for state income tax purposes.”
Notes:	None
Data Element:	residency: ca_outside_tax

Declared Residency Outside California for Taxes Year

Data Element:	ca_outside_tax_year
Description:	Most recent year indicated for declaring residency in another state for state income tax purposes
Format, Length:	Date, 10 (yyyy-mm-dd download format)
Values:	UI entry: Integer, between <RDDyear> and <RDDYear – 2>
Allows Null:	Yes
Default:	None
Usage:	
Notes:	residency table
Xap Field:	yearNonCAResForTax
Revision Log:	~~
Question Text:	If Yes, what was the most recent year? [textbox]
Conditions:	Appears only if Residency Outside California for Taxes is ‘Yes’.
Additional Text:	None
Response Options:	Four-digit year.
Hover Help:	"Enter the year in which <you/your parent or guardian> most recently filed an income tax return as a resident of a state other than California." [Spanish: "Entre el año en que <usted/su padre o guarda> más recientemente presentó una declaración de impuestos como residente de un estado que no sea California."]
Pop-Up Help:	None
Field Error Check:	Must be year portion of <RDD>, <RDD minus 1 year>, or <RDD minus 2 years>; else error message, “For ‘<have you/has your parent or guardian> declared residency in another state for state income tax purposes’, the year must be between <RDDyear minus 2 years> and <RDDyear>.”
Page Error Check:	Required response; else error message, “You must specify the year that

	<you/your parent or guardian> declared residency in another state for state income tax purposes.”
Notes:	None
Data Element:	residency: ca_outside_tax_year

Registered to Vote Outside California

Data Element:	ca_outside_voted
Description:	Response to whether applicant (or parent/guardian) has registered to vote in another state in the 2 years prior to RDD
Format, Length:	boolean, 1
Values:	1 = True/Yes 0 = False/No
Allows Null:	Yes
Default:	None
Usage:	
Notes:	residency table
Xap Field:	registeredVoterInNonCAState
Revision Log:	~~
Question Text:	Since <RDD minus 2 years>, have you registered to vote in another state? [radio button] Yes [radio button] No
Conditions:	Always If Subject to Parent/Guardian is ‘Yes’, question text will begin: “Since <RDD minus 2 years>, has your parent or guardian registered to vote in another state?”
Additional Text:	None
Response Options:	As shown in Question Text.
Hover Help:	[Spanish: "Haga clic en Yes si, desde <RDD minus 2 years>, <si usted/su padre o guarda han> registrado p votar en un estado que no sea California. De lo contrario, haga clic en No."]
Pop-Up Help:	None
Field Error Check:	None

Page Error Check:	Required selection; else error message, “You must indicate whether or not <you have/your parent or guardian has> registered to vote in another state.”
Notes:	None
Data Element:	residency: ca_outside_voted

Registered to Vote Outside California: Year

Data Element:	ca_outside_voted_year
Description:	Most recent year indicated for registering to vote in another state
Format, Length:	Date, 10 (yyyy-mm-dd download format)
Values:	UI entry: Integer, between <RDDyear> and <RDDYear – 2>
Allows Null:	Yes
Default:	None
Usage:	
Notes:	residency table
Xap Field:	yearRegisteredVoterInNonCAState
Revision Log:	~~
Question Text:	If Yes, what was the most recent year? [textbox]
Conditions:	Appears only if Registered To Vote Outside California is ‘Yes’.
Additional Text:	None
Response Options:	Four-digit year.
Hover Help:	"Enter the year in which <you/your parent or guardian> most recently registered to vote in a state other than California." [Spanish: "Entre el año en que <usted/su padre o guarda> más recientemente registro p votar en un estado que no sea California."]
Pop-Up Help:	None
Field Error Check:	Must be year portion of <RDD>, <RDD minus 1 year>, or <RDD minus 2 years>; else error message, “For ‘<have you/has your parent or guardian> registered to vote in another state’, the year must be between <RDDyear minus 2 years> and <RDDyear>.”
Page Error Check:	Required response; else error message, “You must specify the year that

	<you/your parent or guardian> registered to vote in another state.”
Notes:	None
Data Element:	residency: ca_outside_voted_year

Residence for College Outside California

Data Element:	ca_outside_college
Description:	Response to whether applicant (or parent/guardian) has declared residency outside California to attend a college or university in the 2 years prior to RDD
Format, Length:	boolean, 1
Values:	1 = True/Yes 0 = False/No
Allows Null:	Yes
Default:	None
Usage:	
Notes:	residency table
Xap Field:	residentAtNonCACollege
Revision Log:	~~
Question Text:	Since <RDD minus 2 years>, have you declared residency at an out-of-state college or university? [radio button] Yes [radio button] No
Conditions:	Always If Subject to Parent/Guardian is ‘Yes’, question text will begin: “Since <RDD minus 2 years>, has your parent or guardian declared residency ...”
Additional Text:	None
Response Options:	As shown in Question Text.
Hover Help:	[Spanish: "Haga clic en Yes si, desde <RDD minus 2 years>, <si usted/su padre o guarda han> declarado residencia en un colegio o Universidad en un estado que no sea California. De lo contrario, haga clic en No."]
Pop-Up Help:	None
Field Error Check:	None

Page Error Check:	Required selection; else error message, “You must indicate whether or not <you have/your parent or guardian has> declared residency at an out-of- state college or university.”
Notes:	None
Data Element:	residency: ca_outside_college

Residence for College Outside California: Year

Data Element:	ca_outside_college_year
Description:	Most recent year indicated for declaring residency outside California to attend a college or university
Format, Length:	Date, 10 (yyyy-mm-dd download format)
Values:	UI entry: Integer, between <RDDyear> and <RDDYear – 2>
Allows Null:	Yes
Default:	None
Usage:	
Notes:	residency table
Xap Field:	yearResidentAtNonCACollege
Revision Log:	~~
Question Text:	If Yes, what was the most recent year? [textbox]
Conditions:	Appears only if Residence for College Outside California is ‘Yes’.
Additional Text:	None
Response Options:	Four-digit year.
Hover Help:	<p>“Enter the year in which <you/your parent or guardian> most recently declared residency at a college or university in a state other than California.”</p> <p>[Spanish: "Entre el año en que <usted/su padre o guarda> más recientemente declaró residencia en un colegio o Universidad en un estado que no sea California."]</p>
Pop-Up Help:	None
Field Error Check:	Must be year portion of <RDD>, <RDD minus 1 year>, or <RDD minus 2 years>; else error message, “For ‘<have you/has your parent or guardian> declared residency at an out-of-state college or university’, the year must be between <RDDyear minus 2 years> and <RDDyear>.”

Page Error Check:	Required response; else error message, "You must specify the year that <you/your parent or guardian> declared residency at an out-of-state college or university."
Notes:	None
Data Element:	residency: ca_outside_college_year

Lawsuit Outside California

Data Element:	ca_outside_lawsuit
Description:	Response to whether applicant (or parent/guardian) has instituted a legal petition outside California in the 2 years prior to RDD
Format, Length:	boolean, 1
Values:	1 = True/Yes 0 = False/No
Allows Null:	Yes
Default:	None
Usage:	
Notes:	residency table
Xap Field:	lawsuitNonCAState
Revision Log:	~~
Question Text:	Since <RDD minus 2 years>, have you petitioned for a lawsuit or a divorce as a resident in another state? [radio button] Yes [radio button] No
Conditions:	Always If Subject to Parent/Guardian is 'Yes', question text will begin: "Since <RDD minus 2 years>, has your parent or guardian petitioned ..."
Additional Text:	None
Response Options:	As shown in Question Text.
Hover Help:	[Spanish: "Haga clic en Yes si, desde <RDD minus 2 years>, <si usted/su padre o guarda> presentó una demanda o un divorcio como residente en un estado que no sea California. De lo contrario, haga clic en No."]
Pop-Up Help:	None

Field Error Check:	None
Page Error Check:	Required selection; else error message, "You must indicate whether or not <you have/your parent or guardian has> petitioned for a lawsuit or a divorce as a resident in another state."
Notes:	None
Data Element:	residency: ca_outside_lawsuit

Lawsuit Outside California: Year

Data Element:	ca_outside_lawsuit_year
Description:	Most recent year indicated for petitioning for a lawsuit or a divorce as a resident in another state
Format, Length:	Date, 10 (yyyy-mm-dd download format)
Values:	UI entry: Integer, between <RDDyear> and <RDDYear - 2>
Allows Null:	Yes
Default:	None
Usage:	
Notes:	residency table
Xap Field:	yearLawsuitOutsideCalifornia
Revision Log:	~~
Question Text:	If Yes, what was the most recent year? [textbox]
Conditions:	Appears only if Lawsuit Outside California is 'Yes'.
Additional Text:	None
Response Options:	Four-digit year.
Hover Help:	"Enter the year in which <you/your parent or guardian> most recently petitioned for a lawsuit or a divorce as a resident in a state other than California." [Spanish: "Entre el año en que <usted/su padre o guarda> más recientemente presentó una demanda o un divorcio como residente en un estado que no sea California."]
Pop-Up Help:	None
Field Error Check:	Must be year portion of <RDD>, <RDD minus 1 year>, or <RDD minus 2 years>; else error message, "For '<have you/has your parent or guardian> petitioned for a lawsuit or a divorce

	as a resident in another state', the year must be between <RDDyear minus 2 years> and <RDDyear>.”
Page Error Check:	Required response; else error message, “You must specify the year that <you/your parent or guardian> petitioned for a lawsuit or a divorce as a resident in another state.”
Notes:	None
Data Element:	residency: ca_outside_lawsuit_year

Residency Status

Data Element:	res_status
Description:	Applicant’s preliminary residency status as calculated by the Residency Algorithm in the Submission Calculations Service.
Format, Length:	bpchar, 1
Values:	1 = Resident 2 = Possible Resident. Documentation Required. 3 = Non-resident
Allows Null:	No
Default:	None
Usage:	Used by colleges as a preliminary indication of residency. Colleges have the responsibility to obtain appropriate documentation and make a final residency determination for every applicant.
Notes:	Populated by Submission Calculation Service (Residency Algorithm); for details, see OpenCCCApply Submission Calculations Service specification. residency table Appendix A: Submission Calculation Logic & Residency Algorithm on page 167
Xap Field:	residencyStatus
Revision Log:	~~

Residency Status Change

Data Element:	res_status_change
Description:	Whether applicant’s Residency Status is different than the Residency Status calculated in previous application(s)

Format, Length:	boolean, 1
Values:	1 = True/Yes 0 = False/No
Allows Null:	No
Default:	None
Usage:	Alerts colleges to potential residency fraud.
Notes:	Populated by Submission Calculation Service (Residency Algorithm); for details, see OpenCCCApply Submission Calculations Service specification. This data element may evolve as college needs regarding residency change information are explored further. residency table Appendix A: Submission Calculation Logic & Residency Algorithm on page 167
Xap Field:	residencyStatusChange
Revision Log:	~~

Previous Residency Date

Data Element:	res_prev_date
Description:	Date of most recent application when applicant's Residency Status was different than the Residency Status calculated for this application
Format, Length:	date, 10 (yyyy-mm-dd download format)
Values:	Valid date
Allows Null:	Yes
Default:	None
Usage:	Alerts colleges to potential residency fraud.
Notes:	Populated by Submission Calculation Service (Residency Algorithm); for details, see OpenCCCApply Submission Calculations Service specification. This data element may evolve as college needs regarding residency change information are explored further. residency table Appendix A: Submission Calculation Logic & Residency Algorithm on page 167
Xap Field:	previousResidencyDate

Revision Log:	~~
---------------	----

Residency Integrity Flags

Data Element:	integrity_flags
Description:	Residency Integrity Flags generated by the Residency Algorithm in the Submission Calculation Service
Format, Length:	character varying(255)
Values:	2-character codes, comma-delimited. Codes are sorted in ascending order. For valid codes and their meanings, see the table of Residency Integrity Flags in OpenCCCApply Submission Calculations Service specification.
Allows Null:	No
Default:	None
Usage:	Alerts college A&R personnel to reasons for the preliminary residency and ineligibility calculations and/or to responses that might require documentation or warrant special attention when making a final residency determination or admission decision.
Notes:	Populated by Submission Calculation Service (Residency Algorithm); for details, see OpenCCCApply Submission Calculations Service specification. residency table Appendix A: Submission Calculation Logic & Residency Algorithm on page 167
Xap Field:	integrityFlags
Revision Log:	~~

Ineligible for Admission Flag

Data Element:	adm_ineligible
Description:	Applicant's eligibility for admission as calculated by the Submission Calculation Service
Format, Length:	smallint, 1
Values:	0 = Applicant is eligible for admission 1 = Applicant is ineligible for admission 2 = Applicant is HS grad under 18 as of RDD; eligible for admission with documentation

Allows Null:	No
Default:	None
Usage:	Alerts colleges to applicants who are not, or may not be, eligible for admission.
Notes:	Populated by Submission Calculation Service; for details, see OpenCCCApply Submission Calculations Service specification. residency table Appendix A: Submission Calculation Logic & Residency Algorithm on page 167
Xap Field:	ineligibilityFlag
Revision Log:	~~

Eligible for AB540 Waiver

Data Element:	elig_ab540
Description:	Whether applicant is eligible for AB540 tuition waiver, as determined by the Submission Calculation Service
Format, Length:	boolean, 1
Values:	1 = True/Yes 0 = False/No
Allows Null:	No
Default:	None
Usage:	Alerts college Financial Aid personnel to applicants who are eligible for AB540 tuition waiver. Determines whether AB540 information and links are included on the Links and Opportunities page.
Notes:	Populated by Submission Calculation Service; for details, see OpenCCCApply Submission Calculations Service specification. residency table Appendix A: Submission Calculation Logic & Residency Algorithm on page 167
Xap Field:	eligibleForWaiver
Revision Log:	~~

Financial Aid Referral Flag

Data Element:	fin_aid_ref
Description:	Whether applicant has indicated interest in or need for financial aid, as determined by the Submission Calculation Service.
Format, Length:	boolean, 1
Values:	1 = True/Yes 0 = False/No
Allows Null:	No
Default:	None
Usage:	Alerts college Financial Aid personnel to applicants who are interested in financial aid. Determines whether FAFSA link (and later, BOGFW link) is included on the Links and Opportunities page.
Notes:	Populated by Submission Calculation Service; for details, see OpenCCCApply Submission Calculations Service specification. Currently no data element in OpenCCCApply database. residency table Appendix A: Submission Calculation Logic & Residency Algorithm on page 167
Xap Field:	financialAidReferral
Revision Log:	~~

Needs & Interests

The tables in this section show the fields that are populated from the Needs & Interests tab of the CCCApply standard application.

Needs and Interests Tables

When an application is in progress (i.e. the student has not yet submitted their application) responses to the CCCApply application needs and interests questions are handled by the two tables mentioned below.

- `needs_and_interests` table: includes a row for each separate ‘positive’ response to a question on the Needs and Interests page. (A ‘positive’ response is defined as a response that the college wants to know about so that it can possibly offer additional information or a special program or service.) Each table row includes a code representing the response (‘ni_id’; see Table of NI_ID Values below) and a ‘description’ of the response.
- `application_ni` table: includes the ‘ni_id’ for every positive response made by the applicant on the Needs & Interests page.

Once an applicant submits their application, their responses to the needs and interests questions are then mapped and stored in their corresponding columns in the `submitted_application` table (i.e. a response to “Comfortable with English” is stored in the `comfortable_english` column in the Submitted Application table, and is available for download).

To view the data information for the Needs & Interest responses that are stored in the Submitted Application table, and available for download, see the information in the links below:

- [Comfortable With English](#) on page 151
- [Financial Aid Information](#) on page 152
- [Receiving TANF, SSI, General Assistance](#) on page 152
- [Athletic Interest: Intercollegiate](#) on page 153
- [Athletic Interest: Intramural](#) on page 154
- [Athletic Interest: No](#) on page 155
- [Programs and Services](#) on page 156

Summary Table of Needs & Interests Values

The values below represent a summary of the values stored in the system `ni_id` table as displayed below. Once an applicant's application is submitted, responses to these questions are stored and available for download from the single `submitted_application` table. For details on the values you can download, see the tables in that follow the table below.

ni_id	Question
1	Comfortable with English = No
2	Financial Aid Info = Yes
3	Receiving TANF, SSI, General Assistance = Yes
4	Foster Youth = Yes (Question removed from application – October 2014)
5	Athletic Interest = Yes, including intercollegiate
6	Athletic Interest = Yes, but not intercollegiate

7	Academic Counseling/Advising = Yes (checked)
8	Basic Skills (reading, writing, math) = Yes (checked)
9	CalWorks = Yes (checked)
10	Career Planning = Yes (checked)
11	Child Care = Yes (checked)
12	Counseling - Personal = Yes (checked)
13	DSPS - Disabled Student Programs and Services = Yes (checked)
18	Employment Assistance = Yes (checked)
14	EOPS - Extended Opportunity Programs and Services = Yes (checked)
15	ESL - English as a Second Language = Yes (checked)
16	Health Services = Yes (checked)
17	Housing Information = Yes (checked)
19	Online Classes = Yes (checked)
20	Re-entry Program (after 5 years out) = Yes (checked)
21	Scholarship Information = Yes (checked)
22	Student Government = Yes (checked)
23	Testing, Assessment, Orientation = Yes (checked)
24	Transfer Information = Yes (checked)
25	Tutoring Services = Yes (checked)
26	Veterans Services = Yes (checked)

Comfortable With English

Data Element:	comfortable_english
Description:	
Format/Length:	boolean
Question Text:	Are you comfortable reading and writing English? Yes [radio button, clearable] No [radio button, clearable]

Conditions:	Always
Additional Text:	None
Response Options:	As shown in Question Text.
Pop-Up Help:	None
Field Error Check:	None
Page Error Check:	None
Notes:	In 2003,the current form of this question was implemented to better identify applicants who might need language assistance. Response is optional.
Data Element:	See Table of NI_ID Values

Financial Aid Information

Data Element:	financial_assistance
Description:	
Format/Length:	boolean
Question Text:	Are you interested in receiving information about money for college? Yes [radio button, clearable] No [radio button, clearable]
Conditions:	Always
Additional Text:	None
Response Options:	As shown in Question Text.
Pop-Up Help:	None
Field Error Check:	None
Page Error Check:	None
Notes:	None
Data Element:	See Table of NI_ID Values

Receiving TANF, SSI, General Assistance

Data Element:	tanf_ssi_ga
Description:	
Format/Length:	boolean

Question Text:	Are you receiving TANF, SSI, or General Assistance? Yes [radio button, clearable] No [radio button, clearable]
Conditions:	Always
Additional Text:	None
Response Options:	As shown in Question Text.
Pop-Up Help:	None
Field Error Check:	None
Page Error Check:	None
Notes:	None
Data Element:	See Table of NI_ID Values

Athletic Interest: Intercollegiate

Data Element:	athletic_intercollegiate
Description:	On the Needs & Interests tab of the application, the applicant can select a radio button stating they are interested in intercollegiate sports participation.
Format:	boolean
Question Text:	Are you interested in participating in a sport while attending college? [radio button] Yes, I am interested in one or more sports, including the possibility of playing on an intercollegiate team.
Conditions:	Always
Additional Text:	(Your response does not obligate you in any way. To be eligible to participate on an intercollegiate team, you must be enrolled in at least 12 units.)
Response Options:	As shown in Question Text.
Hover Help:	
Pop-Up Help:	<p>Levels of College Sports</p> <p>California Community Colleges generally offer the opportunity to participate in sports at various levels, though not all colleges offer sports at all levels.</p> <p>At the highest level, intercollegiate teams (also called ‘varsity teams’) represent the college in competition against other colleges, typically in conferences under the authority of the California Community Colleges Athletic Association (CCCAA). For more about this level of college sports, see the website for the CCCAA (www.cccaasports.org {hyperlink opens in another tab/window}) and the college’s website. {replace ‘the college’s website’ with ‘the <CollegeName> website (<URL/hyperlink>’ if feasible} Intramural and club sports allow</p>

	students to participate at a less rigorous level than the intercollegiate teams and/or to play a sport for which the college does not field an intercollegiate team. In intramural sports, several teams from the college play each other in college-sponsored competitions. In club sports, the clubs are sanctioned by the college but make or find their own opportunities for competition.
Field Error Check:	None
Page Error Check:	Required selection; else error message, “You must specify whether or not you are interested in participating in a sport while attending college.”
Notes:	This question is intended to be used as a key for determining which applicants will receive a Title IX survey from the college.
Data Element:	See Table of NI_ID Values

Athletic Interest: Intramural

Data Element:	athletic_inramural
Description:	On the Needs & Interests tab of the application, the applicant can select a radio button stating they are interested in intramural sports participation.
Format:	boolean
Question Text:	Are you interested in participating in a sport while attending college? [radio button] Yes, I am interested in intramural or club sports, but not in playing on an intercollegiate team.
Conditions:	Always
Additional Text:	(Your response does not obligate you in any way. To be eligible to participate on an intercollegiate team, you must be enrolled in at least 12 units.)
Response Options:	As shown in Question Text.
Hover Help:	
Pop-Up Help:	<p>Levels of College Sports</p> <p>California Community Colleges generally offer the opportunity to participate in sports at various levels, though not all colleges offer sports at all levels.</p> <p>At the highest level, intercollegiate teams (also called ‘varsity teams’) represent the college in competition against other colleges, typically in conferences under the authority of the California Community Colleges Athletic Association (CCCAA). For more about this level of college sports, see the website for the CCCAA (www.cccaasports.org {hyperlink opens in another tab/window}) and the college’s website. {replace ‘the college’s website’ with ‘the <CollegeName> website (<URL/hyperlink>’) if feasible} Intramural and club sports allow students to participate at a less rigorous level than the intercollegiate teams and/or to play a sport for which the college does not field an intercollegiate team. In intramural sports, several teams from the college play each other in college-sponsored competitions. In club sports, the clubs are sanctioned by the college but make or find their own opportunities for competition.</p>

Field Error Check:	None
Page Error Check:	Required selection; else error message, “You must specify whether or not you are interested in participating in a sport while attending college.”
Notes:	This question is intended to be used as a key for determining which applicants will receive a Title IX survey from the college.
Data Element:	See Table of NI_ID Values

Athletic Interest: No

Data Element:	athletic_not_interested
Description:	On the Needs & Interests tab of the application, the applicant can select a radio button stating they are not interested in sports participation.
Format:	boolean
Question Text:	Are you interested in participating in a sport while attending college? [radio button] No, I am not interested in participating in a sport (beyond taking P.E. classes).
Conditions:	Always
Additional Text:	
Response Options:	As shown in Question Text.
Hover Help:	
Pop-Up Help:	<p>Levels of College Sports</p> <p>California Community Colleges generally offer the opportunity to participate in sports at various levels, though not all colleges offer sports at all levels.</p> <p>At the highest level, intercollegiate teams (also called ‘varsity teams’) represent the college in competition against other colleges, typically in conferences under the authority of the California Community Colleges Athletic Association (CCCAA). For more about this level of college sports, see the website for the CCCAA (www.cccaasports.org {hyperlink opens in another tab/window}) and the college’s website. {replace ‘the college’s website’ with ‘the <CollegeName> website (<URL/hyperlink>’ if feasible} Intramural and club sports allow students to participate at a less rigorous level than the intercollegiate teams and/or to play a sport for which the college does not field an intercollegiate team. In intramural sports, several teams from the college play each other in college-sponsored competitions. In club sports, the clubs are sanctioned by the college but make or find their own opportunities for competition.</p>
Field Error Check:	None
Page Error Check:	Required selection; else error message, “You must specify whether or not you are interested in participating in a sport while attending college.”

Notes:	This question is intended to be used as a key for determining which applicants will receive a Title IX survey from the college.
Data Element:	See <i>Table of NI_ID Values</i>

Programs and Services

Data Element:	<p>academic_counseling</p> <p>basic_skills</p> <p>calworks</p> <p>career_planning</p> <p>child_care</p> <p>counseling_personal</p> <p>dsps</p> <p>eops</p> <p>esl</p> <p>health_services</p> <p>housing_info</p> <p>employment_assistance</p> <p>online_classes</p> <p>reentry_program</p> <p>scholarship_info</p> <p>student_government</p> <p>testing_assessment</p> <p>transfer_info</p> <p>tutoring_services</p> <p>veterans_services</p>
Format/Length:	boolean
Question Text:	<p>Check the programs and services in which you are interested. (Not all college campuses offer every program and service listed.)</p> <p><input type="checkbox"/> Academic Counseling/Advising</p> <p><input type="checkbox"/> Basic Skills (reading, writing, math)</p> <p><input type="checkbox"/> CalWorks</p> <p><input type="checkbox"/> Career Planning</p> <p><input type="checkbox"/> Child Care</p> <p><input type="checkbox"/> Counseling - Personal</p> <p><input type="checkbox"/> DSPS - Disabled Student Programs and Services</p> <p><input type="checkbox"/> EOPS - Extended Opportunity Programs and Services</p>

	<input type="checkbox"/> ESL - English as a Second Language <input type="checkbox"/> Health Services <input type="checkbox"/> Housing Information <input type="checkbox"/> Employment Assistance <input type="checkbox"/> Online Classes <input type="checkbox"/> Re-entry Program (after 5 years out) <input type="checkbox"/> Scholarship Information <input type="checkbox"/> Student Government <input type="checkbox"/> Testing, Assessment, Orientation <input type="checkbox"/> Transfer Information <input type="checkbox"/> Tutoring Services <input type="checkbox"/> Served in the US military Services
Conditions:	Always
Additional Text:	None
Response Options:	Checked or Unchecked (each checkbox)
Pop-Up Help:	None
Field Error Check:	None
Page Error Check:	None
Notes:	None
Data Element:	See Table of NI_ID Values

Needs/Interests ID

Data Element:	needs_and_interests: ni_id application_ni: ni_id
Description:	In 'needs_and_interests' table, indicates a possible 'positive' response indicating a need or interest. In 'application_ni' table, indicates an actual 'positive' response indicating a need or interest.
Format, Length:	int4, 10
Values:	See Table of NI_ID Values
Allows Null:	In 'needs_and_interests' table: No? (Note: 4 = Foster Youth question removed 10/24/14. Value will always be null) In 'application_ni' table: Yes

Default:	None
Usage:	
Notes:	
Xap Field:	<p>Xap has one field per question:</p> <ul style="list-style-type: none"> primaryLanguage financialAidInfo generalAssistance fosterYouth academicCounseling athletics basicSkills calWorks careerPlanning childCare personalCounseling disabledStudentPrograms EOPS ESL healthServices housing jobPlacement onlineClasses
Revision Log:	~~

Needs/Interests Description

Data Element:	description
Description:	A description of a particular need or interest.
Format, Length:	text, 75
Values:	Text string
Allows Null:	Yes
Default:	None

Usage:	Used in various displays and reports to indicate the needs and interests indicated in a particular application.
Notes:	needs_and_interests table
Xap Field:	
Revision Log:	~~

Consent

The table below shows the fields that are populated from the Consent tab of the CCCApply standard application.

Data Element:	consent_indicator
Description:	Applicant's response to Consent to Release Information question.
Format, Length:	boolean, 1
Values:	1 = True/Yes 0 = False/No
Allows Null:	No
Default:	false
Usage:	Per CCCCCO legal, colleges should use this data element to determine how they will share information; and should forward it to MIS.
Notes:	<p>The Consent Question is required by the Legal Counsel of the CCC Chancellor's Office. The text, prompt, data value, access, and handling are defined by Legal Counsel and any changes require approval by Legal Counsel.</p> <p>This data is expected to be propagated throughout student information systems over time and circulate to the Chancellor's Office through MIS reporting. Accommodating this data item is likely to be mandated in the future.</p>
Xap Field:	consent
Revision Log:	~~
Question Text:	<p>The community colleges you attend and the Chancellor's Office of the California Community Colleges request your help. We ask that you agree to allow us to release necessary personal information about you to various agencies and organizations so we can do research, plan programs and offer special services to you (such as transfer opportunity information or state financial aid). If you do agree to give your consent, your information will not be sold, used for commercial purposes, released to the public, or given to other government agencies for purposes of determining benefits (other than financial aid), except where specifically required by law. In addition, if you do consent to release of your information, those organizations and agencies to which your information is given are prohibited by law from using it for any unauthorized purpose or releasing it to anyone else. If you do not give your consent, personal information about you will not be shared with other organizations or agencies except where allowed by law. You should also know that, answering "no" to this question will not prevent release of certain "directory information" about you. To learn more about directory information or how to block its release, see the Privacy Policy.</p> <p>I authorize the Chancellor's Office, California Community Colleges, and the community colleges I am attending to release necessary personal information contained in my education records, including my Social Security number, for the purposes described in the Full Statement of Consent:</p> <p>[radio button] Yes, I consent [radio button] No, I do not consent</p>

Conditions:	Always
Additional Text:	Be sure to read the Full Statement of Consent before deciding whether or not to grant your consent. To change your authorization, notify the college admissions office in writing.
Response Options:	As shown in Question Text.
Pop-Up Help, Privacy Policy:	Privacy Policy TBD
Pop-Up Help: Full Statement of	Full Statement of Consent
Consent:	<p>CCCApply asks you to give your consent to release of personal information about you. If you give consent to release of your information, you will be authorizing the Chancellor's Office, California Community Colleges, and the community colleges you are attending to release necessary personal information contained in your education records, including your Social Security number, for the following purposes:</p> <p>To federal or state agencies to evaluate jointly administered programs or to comply with reporting requirements;</p> <p>To data matching services to measure student success in transferring to four-year colleges or universities;</p> <p>To colleges, universities, or government agencies to promote outreach to students and to enhance transfer;</p> <p>To the California Student Aid Commission to facilitate the award of financial aid; and</p> <p>To organizations or agencies assisting the Chancellor's Office or the community colleges you attend with research and analysis.</p>
Field Error Check:	None
Page Error Check:	Request response; else error message, "You must indicate whether or not you give your consent."
Notes:	<p>The Consent Question is required by the Legal Counsel of the CCC Chancellor's Office. The text, prompt, data value, access, and handling are defined by Legal Counsel and any changes require approval by Legal Counsel.</p> <p>This data is expected to be propagated throughout student information systems over time and circulate to the Chancellor's Office through MIS reporting. Accommodating this data item is likely to be mandated in the future.</p> <p>Consent is not required for the applicant to submit the application.</p>
Data Element:	application: consent_indicator

Submission

The tables in this section show the fields that are populated from the Citizenship/Military tab of the CCCApply standard application.

IP Address

Data Name:	ip_address
Description:	Applicant's IP address.
Last Revision:	
MIS Correlation:	None
Data Type/ Format:	varchar
Length:	15
Characteristics:	Downloadable Auto-populates upon application submission
Input Rules:	
Usage:	
Notes/Constraints:	None
Online Display:	None
Online Help:	None
Values - Labels:	Blank/null [internal default]

Language Flag

Data Element:	app_lang
Description:	The state of the language toggle when the application is submitted.
Format, Length:	bpchar, 2
Values:	es –Spanish en –English

Allows Null:	Yes
Default:	None
Usage:	
Notes:	This flag is included primarily for possible future use. application table
Xap Field:	spanishApplication
Revision Log:	~~

Supplemental Questions Page Code

Data Element:	sup_page_code
Description:	A system code that identifies a particular Supplemental Questions page.
Format, Length:	varchar, 30
Values:	30-character code
Allows Null:	Yes
Default:	None
Usage:	Identifies the Supplemental Questions page (if any) that is included in this application.
Notes:	application table
Xap Field:	
Revision Log:	~~

E-Signature Confirmation

Data Element:	esignature
Description:	Confirmation that applicant has provided the required electronic signature for submission of the application.
Format, Length:	boolean, 1
Values:	1 = True/Yes
Allows Null:	No

Default:	False
Usage:	User cannot submit unless = 1 Meets requirements for electronic signature in state law
Notes:	application table
Xap Field:	Application Certification Info
Revision Log:	~~
Question Text:	[checkbox] By checking here, I, <applicant full name>, declare that: <ol style="list-style-type: none"> 1. All of the information in this application pertains to me. 2. Under penalty of perjury, the statements and information submitted in this online admission application are true and correct. 3. I understand that falsification, withholding pertinent data, or failure to report changes in residency may result in District action. 4. I understand that all materials and information submitted by me for purposes of admission become the property of <college name>.
Conditions:	Always
Additional Text:	You are about to submit your application to <college name>. NO CHANGES can be made to your application once it is submitted. California state law* allows you to submit your application and residency information online with an electronic signature verification. Your completion of this page will provide the necessary verification for electronic submission. The security and privacy of the information in your submitted application are protected as described in the CCCApply Privacy Policy. * Section 54300 of subchapter 4.5 of chapter 5 of division 6 of title 5 of the California Code of Regulations.
Response Options:	Box must be checked.
Pop-Up Help, Privacy Policy:	Privacy Policy TBD
Field Error Check:	None
Page Error Check:	Required response; else error message, "You cannot submit your application unless you indicate agreement to the declarations regarding your application."
Notes:	This response serves as the applicant's electronic signature.
Data Element:	application: esignature

Financial Aid Acknowledgement

Data Element:	ack_fin_aid
---------------	-------------

Description:	Acknowledgement that applicant is aware of financial aid opportunities.
Format, Length:	boolean, 1
Values:	1 = True/Yes
Allows Null:	No
Default:	false
Usage:	User cannot submit unless = 1
Notes:	Financial aid acknowledgement is required by state law. application table
Xap Field:	CCCApply Finaid Confirmation
Revision Log:	~~
Question Text:	<p>[checkbox] By checking here, I, <applicant full name>, acknowledge understanding that:</p> <ol style="list-style-type: none"> 1. Federal and state financial aid programs are available and may include aid in the form of grants, work study, and/or any available student loans. I am aware that I may apply for assistance for up to the total cost of my education including enrollment fees, books & supplies, transportation, and room and board expense. 2. I may apply for financial assistance if I am enrolled in an eligible program of study (certificate, associate degree, or transfer), and may receive aid if qualified, regardless of whether I am enrolled full-time or part-time. 3. Financial aid program information and application assistance are available in the financial aid office at the college. The application is also available on- line.
Conditions:	Always
Additional Text:	Note: CCCApply will provide links to financial aid information and applications after you submit this application. You can also find financial aid information at http://www.icanaffordcollege.com and on most college websites.
Response Options:	Box must be checked.
Pop-Up Help:	None
Field Error Check:	None
Page Error Check:	Required response; else error message, "You cannot submit your application unless you acknowledge understanding the statements about financial aid."
Notes:	These financial aid acknowledgements are required per California state law.
Data Element:	application: ack_fin_aid

Application Confirmation Number

Data Element:	confirmation
Description:	Confirmation Number assigned by the system when the application is submitted.
Format, Length:	varchar, 30
Values:	
Allows Null:	Yes
Default:	None
Usage:	For colleges and applicants, this is the number that identifies a particular submitted application. It is displayed on Application Confirmation page and elsewhere, including the Report Center.
Notes:	application table
Xap Field:	Application Confirmation Number Application Identifier Application Order ID
Revision Log:	~~

Submission Timestamp

Data Element:	tstmp_submit
Description:	Date and time that the application was submitted.
Format, Length:	Timestamp with time zone
Values:	
Allows Null:	No
Default:	None
Usage:	Displayed in 'mm/dd/yyyy hh:mm:ss' format on Application Confirmation page and elsewhere.
Notes:	application table
Xap Field:	Application Date Submitted
Revision Log:	~~

Appendix A: Submission Calculation Logic & Residency Algorithm

This section describes the application calculations that are made once the student submits an application for admission. Also included are the requirements for the service that performs these calculations.

Overview of Submission Calculations

Once an applicant submits an application and it is validated by the software, it is finalized from the applicant's point of view. The applicant's responses cannot be changed. At this point, there are several calculations to be performed before the application is ready for completion and downloading. These include:

- Residency calculations
 - Preliminary residency status
 - Residency change information
 - Residency integrity flags
- Financial aid flag
- AB540 eligibility flag
- Ineligibility-for-admission flag



Note: Any rules you may have created and applied to your application using the Administrator will run after the above calculations are performed, so that the rules can validate against accurate data.

Receiving Data from OpenCCCApply

Initially, the Submission Calculation Service will operate only on submitted OpenCCCApply applications. This document identifies all of the data elements that are needed for the various submission calculations. How the Submission Calculation Service will receive these data elements is beyond the scope of this document.

Returning Calculations to OpenCCCApply

The Submission Calculation Service must respond to the OpenCCCApply Service promptly with the results of its calculations, since those results will be used to determine some of the contents of the Links and Opportunities page.

Receiving Data from Other Sources and Returning Calculations to Them

There has been discussion about the Submission Calculation Service having the ability to receive data from other sources (such as XAP or a college that has its own online application) and to provide calculated data to those sources. The design of the Submission Calculation Service should allow this future possibility, but details of the communication with other sources/services are TBD.

Residency Algorithm (Preliminary Residency Calculation)

The residency calculation provided by OpenCCCApply is a preliminary residency calculation only, not an actual or final residency determination. OpenCCCApply does not ask the applicant for proofs of residency in any form. Actual residency determination remains the responsibility of the college to which the student applies. OpenCCCApply does not reveal any indication of residency determination to the applicant. It is up to the colleges to communicate with the applicants about their residency status.

Areas of Residency Qualification

The OpenCCCApply preliminary residency calculation is based upon four areas or categories of evaluation: citizenship, stay and intent, military exemptions, and other exemptions. The student is evaluated in each area

separately. The area classifications (referred to as ‘classes’) are then processed to make the overall preliminary residency calculation.

Citizenship (Area A):

Area A indicates whether the applicant is a U.S. Citizen or an eligible non-U.S. Citizen. An applicant who indicates either U.S. citizenship or a status of Permanent Resident, Temporary Resident/Amnesty, or Refugee/Asylee (along with an unexpired alien registration number) is classified as A1. An applicant indicating an unexpired visa type that is eligible for residency is classified as A2. An applicant not qualifying either as A1 or A2 is classified as A0.

Stay and Intent (Area B):

Area B indicates whether the applicant meets the minimum requirements for duration of stay in California and activities consistent with residency in California. An applicant who meets requirements for residency with no contrary data is classified as B1. An applicant who meets requirements for residency but has some data that needs to be explained or documented is classified as B2. An applicant who does not meet requirements for residency is classified as B0.

Military Exemption (Area C):

Area C indicates whether the applicant is either an eligible active or discharged U.S. Military person or a dependent of such. Active military persons and their dependents are classified as C1. Recently discharged military persons are classified as C2. All others are classified as C0.

Other Exemptions (Area D):

Area D indicates whether the applicant qualifies for a special residency exemption. A state college or university employee or dependent, a public school employee, or an eligible seasonal agricultural worker or dependent (not precluded by INS) is classified as D1. All others are classified as D0.

Area Criteria

The criteria and logic for evaluating each area of the residency algorithm are shown in Tables A through D and Figures 1 through 5. Evaluations are based on data elements reflecting the applicant’s answers to residency- related questions.



Note: Answers supplied in Areas B and D are in reference to the parent/guardian if the applicant is under age 19 and not independent (i.e., not married, in the military, or emancipated). “Evidence of Intent” rules in the Student Attending Accounting Manual (Chapter 2), based on Title 5 section 54024, specify “under 19 years” as the age criterion, superseding the definition of a “Minor” in general law as under age 18.

Residence Determination Date (RDD)

Residency determination is defined to be ‘as of the day before the term start date’. The day before the term start date is called the Residence Determination Date, or RDD. The RDD is used at several points in the area determination logic specified in Tables A through D.

Residency Integrity Flags

In addition to the preliminary residency determination (Residency Status), the area determination logic produces Residency Integrity Flags that provide additional information to help the colleges in their final residency determinations. Some Integrity Flags indicate why a Residency Status of 2 was assigned; others indicate applicant responses that did not affect the Residency Status but may warrant investigation or documentation.

Integrity flags are two-digit numeric codes, as defined in Table E. They are stored and downloaded in data element ‘residency: res_int_flags’, a string that can contain up to 26 flags. Refer to the OpenCCCApply Data Dictionary for more information about this data element.

In addition to their basic function alerting A&R staff to specific information about an applicant’s responses related to residency, Integrity Flags may be used to automate electronic responses back to the applicant with further instructions.

Identification of Data Elements

Tables A through E, the data elements are in the Residency Table unless a different table is identified (e.g., 'education: element_name' is in the Education Table).

Table A: Outline of Area A (Citizenship) Criteria in Residency Algorithm

Step	Evaluation Statement	Data Elements & Logic	If Yes	If No
1	Is the student a US citizen?	citizenship_status = 1	Class A1	Go to step 2
2	Is the student's visa/alien registration active?	alien_reg_no_expire = 1 OR alien_reg_expire_date > RDD	Go to step 3	Class A0
3	Does the student have Permanent Resident, Temporary Resident/Amnesty, or Refugee/Asylee citizenship status?	citizenship_status = 2 OR citizenship_status = 3 OR citizenship_status = 4	Go to step 4	Go to step 6
4	Does the student have an Alien Registration number?	alien_reg_number != null	Go to step 5	Class A2 set flag 50
5	Is issue date more than 1 year before RDD?	RDD minus alien_reg_issue_date > 365 (days)	Class A1	Class A2 set flag 60
6	Does the student have a visa that allows residency to be established?	visa_type has YES in 'Residency?' column of Table F.	Class A2 set flag 51	Class A0 set flag 48 if visa Type = B, B1, or B2



Note: Class A1 indicates that no further proof of citizenship is needed. Class A2 indicates that the admissions office must obtain proof of citizenship status before residency can be determined.

Table B. Outline of Area B (Stay and Intent) Criteria in Residency Algorithm

Step	Evaluation Statement	Data Elements & Logic	If Yes	If No
1	Do out-of-state indicators support intent?	ca_outside_tax = 0 AND ca_outside_voted = 0 AND ca_outside_college = 0 AND ca_outside_lawsuit = 0	Go to step 2	Class B0 (go to step 2)
2	Has the applicant lived in California for two years prior to RDD?	ca_res_2_years = 1	Go to step 5	Go to step 3
3	Has the applicant been resident in CA for over a year prior to RDD?	ca_date_current ! = null AND	Class B2 (flag 59) go to step 5	Go to step 4

Step	Evaluation Statement	Data Elements & Logic	If Yes	If No
		ca_date_current < RDD minus 1 year		
4	Is the applicant a current or former Foster Youth, under age 20, and now residing in California?	ca_foster_youth = Yes	Class B2 go to step 5 (flag 70)	Class B0 end
5	Has the applicant completed HS outside CA in last 2 years?	education: hs_state' != CA AND education: hs_comp_date RDD minus 2 years	Class B2 (flag 61) go to step 6	Go to step 6
6	Is the applicant in military with non CA home of record?	military_status = 2 AND (military_home_state != CA OR military_legal_residence != CA)	Class B2 flag 62) go to step 7	Go to step 7
7	Is the applicant under the care and control of a guardian, under 19 and unmarried?	'over19OrMarried' = 0 AND 'guardianOrParentRelation' = G	Class B2 (flag 58) go to step 8	Go to step 8
8	Is the applicant's current address outside of California?	'Mailing address - state' != CA	Class B2 (flag 01) go to step 9	Go to step 9
9	Is the applicant's permanent address outside of California?	'Permanent address - state' != CA	Class B2 (flag 02) go to step 10	Go to step 10
10	Is the applicant under 19 as of RDD with last high school out-of-state?	RDD minus 19 years > personal_info: birthdate AND education: hs_state != CA	Class B2 (flag 03) go to step 11	Go to step 11
11	Was the applicant enrolled in an out-of-state college with a 'To Date' within the year previous to the term start date?	In any row of colleges_attended table: If state != CA AND to_date is greater than the term start date minus 1 year.	Class B2 (flag 04) go to step 12	Go to step 12
12	Has Class B2 been set?		Class B2	Class B1

Algorithm

Table C. Outline of Area C (Military Exemption) Criteria in Residency Algorithm

Step	Evaluation Statement	Data Elements & Logic	If Yes	If No
1	Is the student (or the student's parent/guardian) currently an active military member, a dependent of a currently active military member, or a member	military_status = 2 OR military_status = 3	Go to step 2	Class C0

Step	Evaluation Statement	Data Elements & Logic	If Yes	If No
	discharged from the military in the past year?	OR military_status =4		
2	Is the military member currently active?	military_status = 2 OR military_status =3	Go to step 3	Class C2 (flag 52)
3	Is California the home of record for the military member?	military_home_state = CA	Class C1 (flag 53) go to step 4	Go to step 4
4	Is the active military member currently stationed in California?	military_ca_stationed = 1	Class C1 (flag 54) go to step 5	Go to step 5
5	Is the active military member (or spouse/parent/dependent) stationed/ assigned to California for educational purposes?	military_stationed_ca = 1	Class C1 (Set flag 65) go to step 6	Go to step 6
6	Is California the state of legal residence for the military member?	military_legal_residence = CA	Class C1 (flag 63) go to step 7	Go to step 7
7	Is Class C1 set in any step?		Class C1	Class C0

Table D. Outline of Area D (Other Exemptions) Criteria in Residency Algorithm

Step	Evaluation Statement	Data Element & Logic	If Yes	If No
1	Is the residency claimant a state college/university employee?	ca_college_employee = 1	Class D1 (flag 55)	Go to step 2
2	Is the applicant a California public school employee?	ca_school_employee = 1	Class D1 (flag 56)	Go to step 3
3	Is the residency claimant a qualified agricultural worker?	ca_seasonal_ag = 1	Go to step 4	Class D0
4	Is the residency claimant a U.S. Citizen or INS-eligible alien?	Area A = A1 OR Area 2 = A2	Class D1 (flag 57)	Class D0

Table E. Residency Integrity Flags

Flag	Meaning	Logic
01	Current address state is not California	See Residency Area B logic
02	Permanent address state is not California	See Residency Area B logic
03	State of last high school attended is not California and student is under 19	See Residency Area B logic
04	State of most recent college attended is not California and 'To Date' is within one year of term start date	See Residency Area B logic
11	Claiming California high school completion but last high school not in California	education: cahs_graduated = 1 AND education: hs_state ≠ CA
47	Eligible with documentation: high school graduate or equivalent but under 18	adm_ineligible = 2
48	Ineligible to enroll; B-visa holder	See Residency Area A logic
49	Ineligible to enroll; minor in high school	adm_ineligible = 1
50	Missing valid Alien Registration Number	See Residency Area A logic
51	Has visa type that may establish residency. Documentation required.	See Residency Area A logic
52	Recently discharged U.S. military member	See Residency Area C logic
53	U.S. military member or dependent spouse/child of military member with California as home of record	See Residency Area C logic
54	U.S. military member or dependent spouse/child of military member currently stationed in California	See Residency Area C logic
55	State college/university employee	See Residency Area D logic
56	California public school employee	See Residency Area D logic
57	Qualified seasonal agriculture worker	See Residency Area D logic
58	Two years care and control proof for guardian required	See Residency Area B logic
59	Applicant has resided in California for over one year but less than two years	See Residency Area B logic
60	Date of Alien Registration not more than one year before term start date	See Residency Area A logic

Flag	Meaning	Logic
61	State of last high school attended is not California and high school completion date is within last 2 years	See Residency Area B logic
62	Currently in military with home of record other than CA	See Residency Area B logic
63	U.S. military member or dependent spouse/child of military member with California as military state of legal residence	(military_status = 2 OR military_status = 3) AND military_legal_residence = CA
65	U.S. military member or dependent/spouse/child of military member stationed in California for educational purposes only. Verify that dates of assignment are for 30 days or more.	See Residency Area C logic
70	Applicant is a current or former Foster Youth in California and under 20 years of age	ca_foster_youth = 1
80	Applicant is an independent minor	data element and logic tbd (dependency=Yes)

Algorithm Flow Charts

Area A

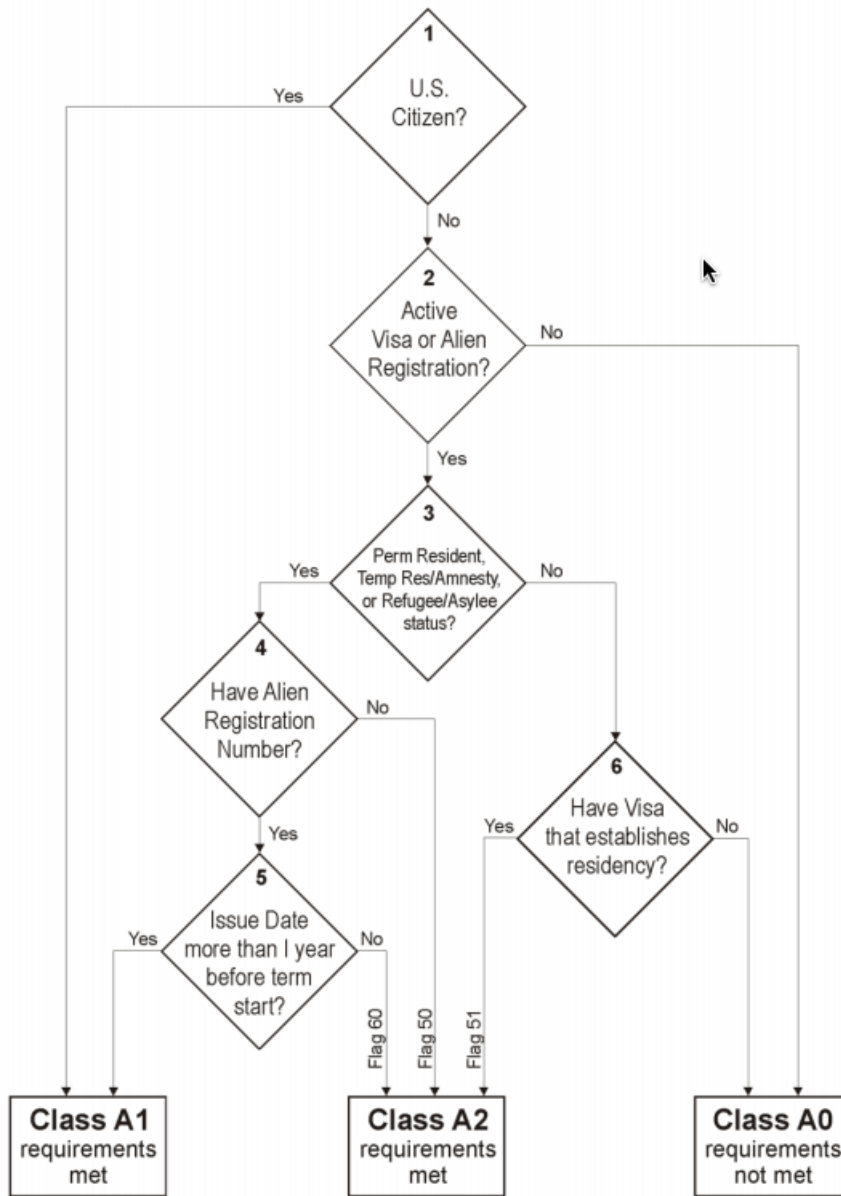


Figure 1. Flowchart for Residency Area A Logic

Area B

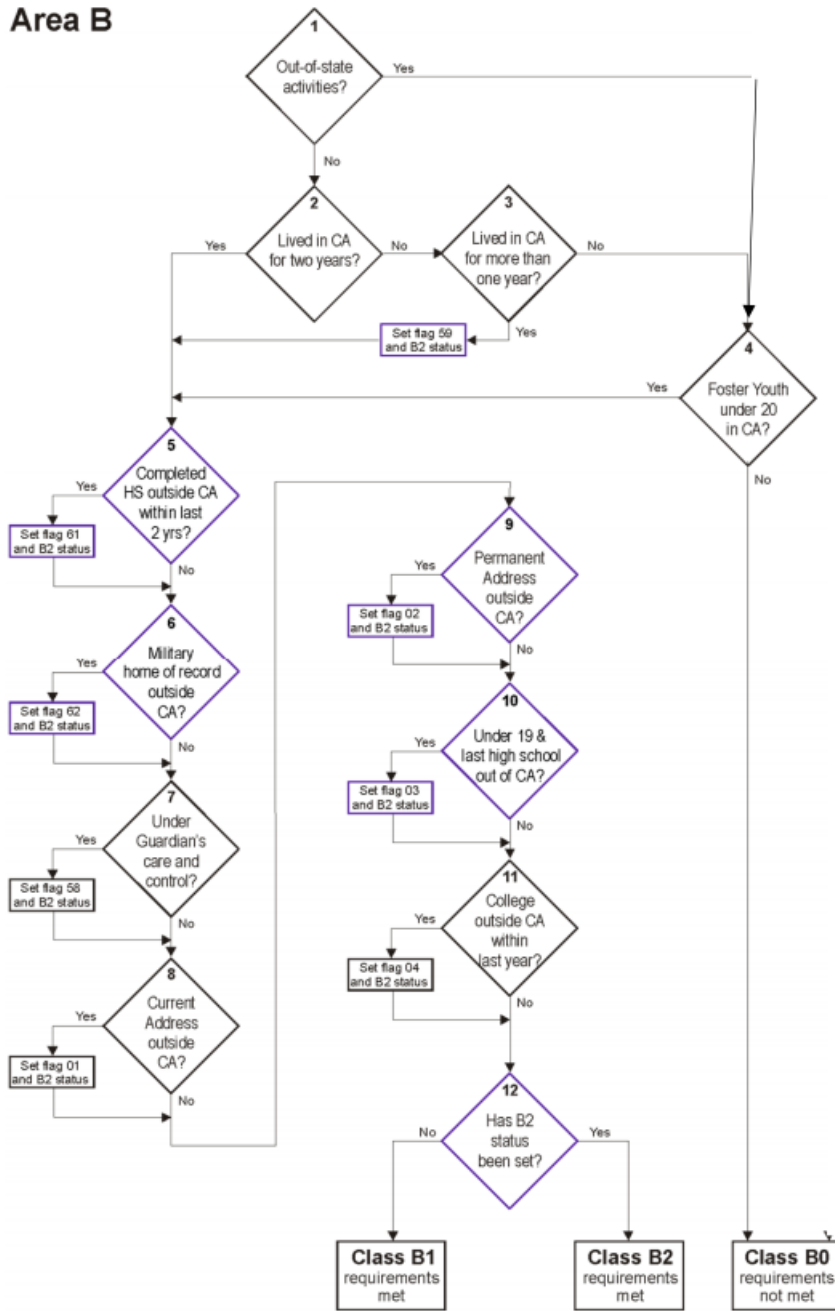


Figure 2. Flowchart for Residency Area B Logic

Area C

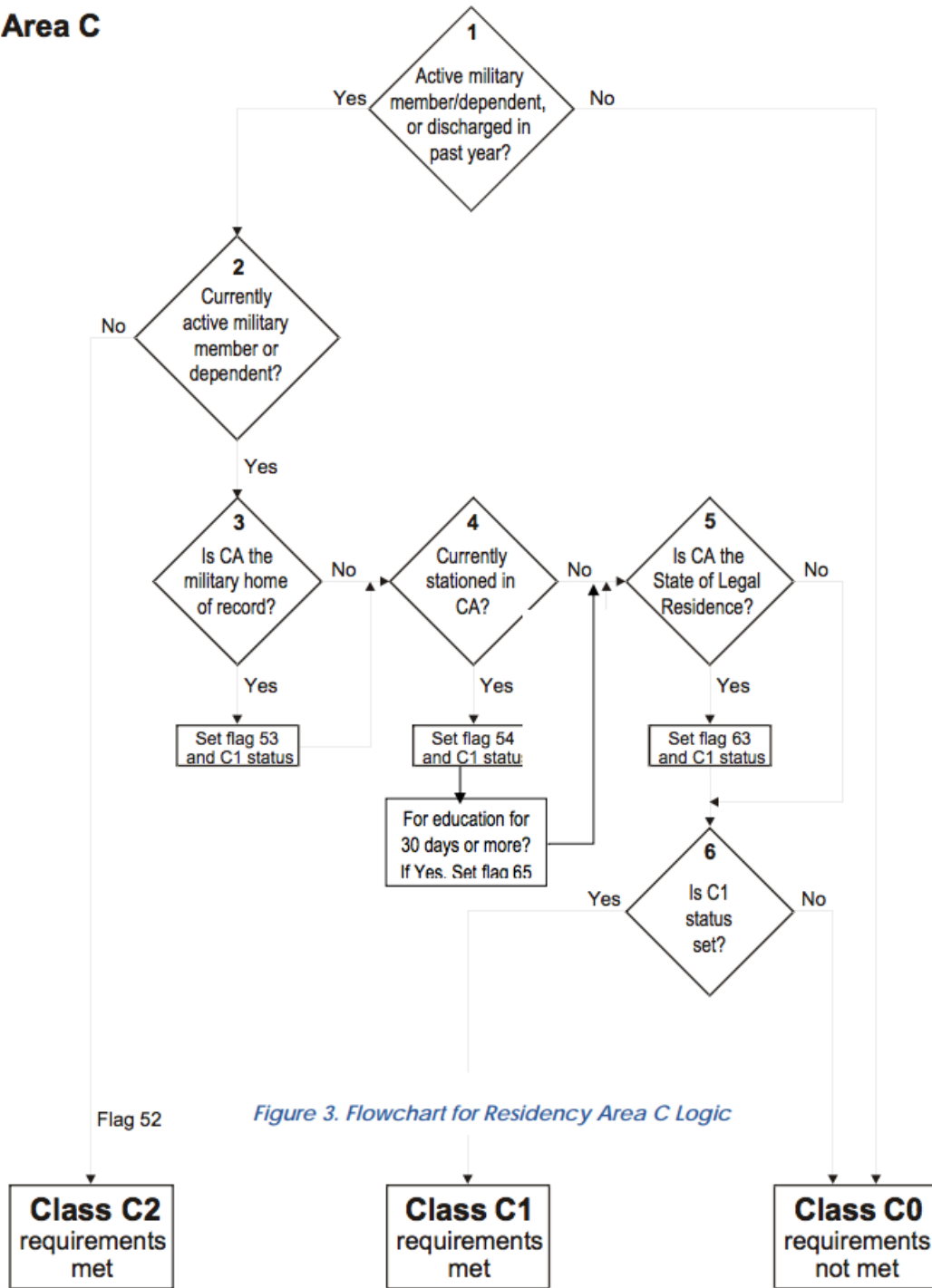


Figure 3. Flowchart for Residency Area C Logic

Figure 3. Flowchart for Residency Area C Logic

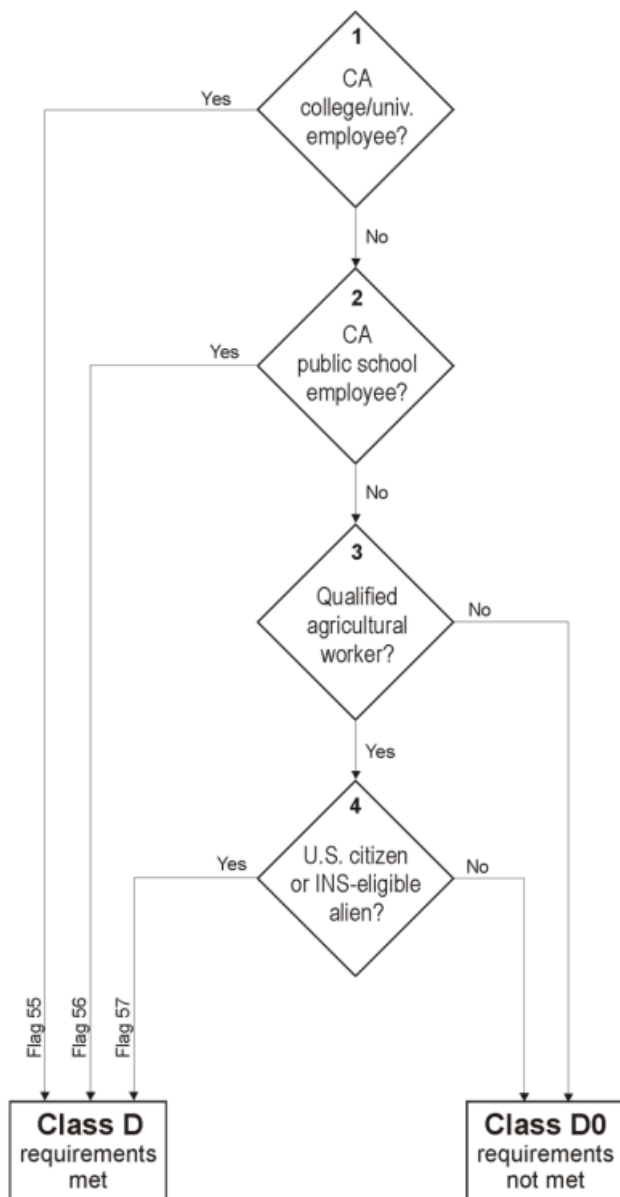
Area D

Figure 4. Flowchart for Residency Area D Logic

Residency Status Calculation

The residency determination algorithm looks at each area of qualification to determine whether the student meets the residency classification criteria for the purposes of assessing tuition. This preliminary Residency Status calculation is stored in data element 'residency: res_status' as either 1, 2, or 3. Figure 5 shows the preliminary residency determination logic.

Residency Status 1 (Resident): An applicant considered eligible for California residency classification without further proof. The applicant must have the following Area calculations:

- A1 and B1

Residency Status 2 (Possible Resident) # Documentation Required: Any applicant considered eligible for California residency classification provided they can show proof. The applicant must have the following Area calculations:

- A1 and B2

- A2 and (B1 or B2)
- C1
- C2 and (B1 or B2)
- D1

Residency Status 3 (Non-Resident): An applicant failing to meet any of the above criteria.

Residency Status Change Information

The Residency Algorithm also compares the Residency Status for the current application with the Residency Status determination for the immediately previous application by the same applicant (i.e., user account). If there has been a residency status change, it sets a Residency Status Change flag (data element 'residency: res_status_change') and also stores the date of the different residency status determination (data element 'residency: res_prev_date').

The residency status change information needs to persist in all applications for a particular account until there is another residency status change. Therefore, the 'res_status_change' and 'res_prev_date' values will default to the values in the most recent application submitted by the account, and will be overwritten only if the Residency Status for the current application is different than the Residency Status determination for the immediately previous application.

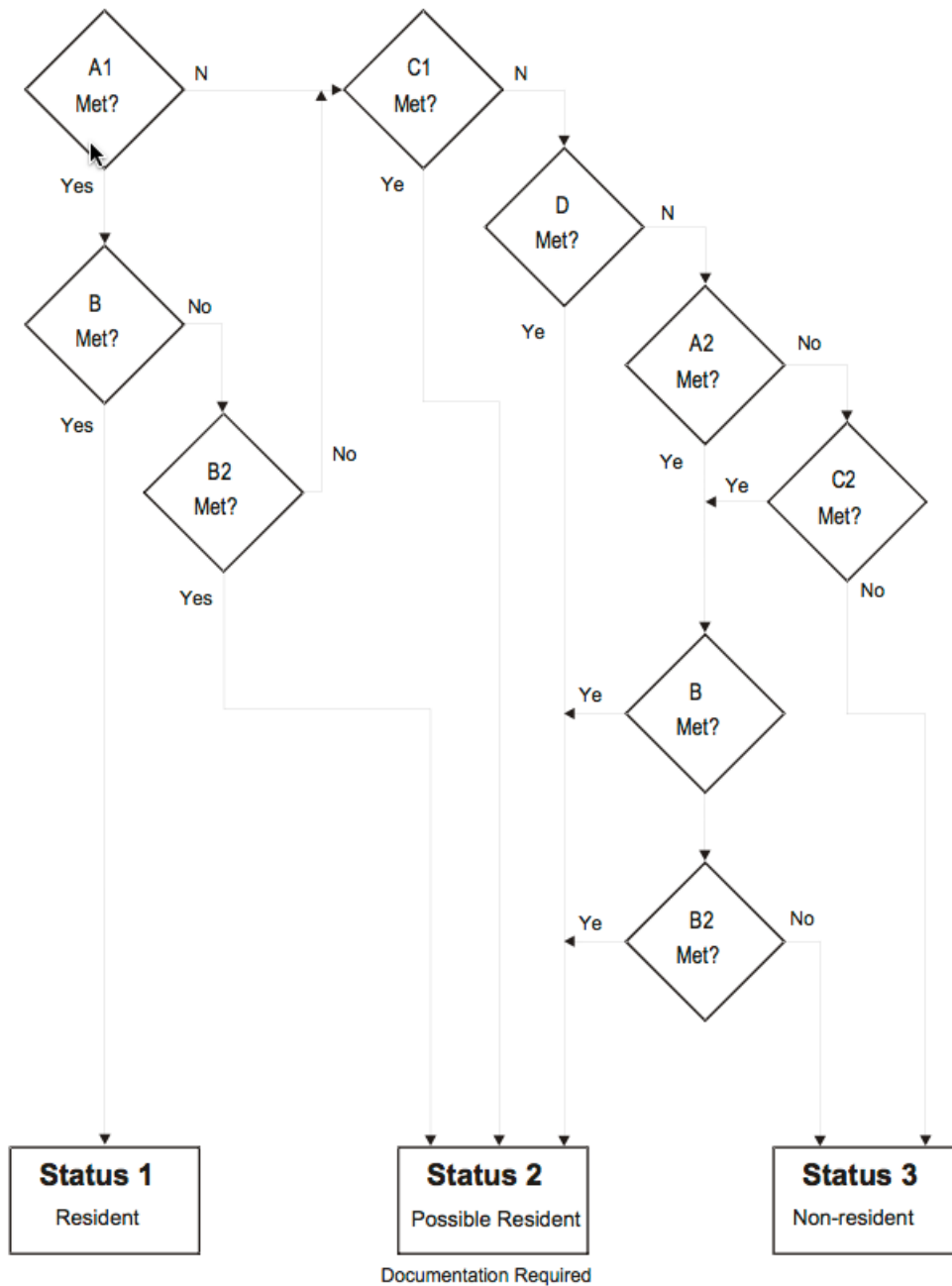


Figure 5. Preliminary Residency Determination Flowchart

Residency Determination Details Report

For each submitted application, OpenCCCApply will include the functionality for displaying a Residency Determination Details Report. This report records the results of each logical step in the four residency areas, the calculation of the Residency Status, any integrity flags that have been set, and AB540 eligibility. The top of the report indicates the application by Student Name and Application Confirmation Number. At the bottom of the report is a link to Integrity Flag Definitions, which will appear in a separate tab or pop-up.

Figure 6, below, shows an example of a Residency Determination Details Report from XAP CCCApply.

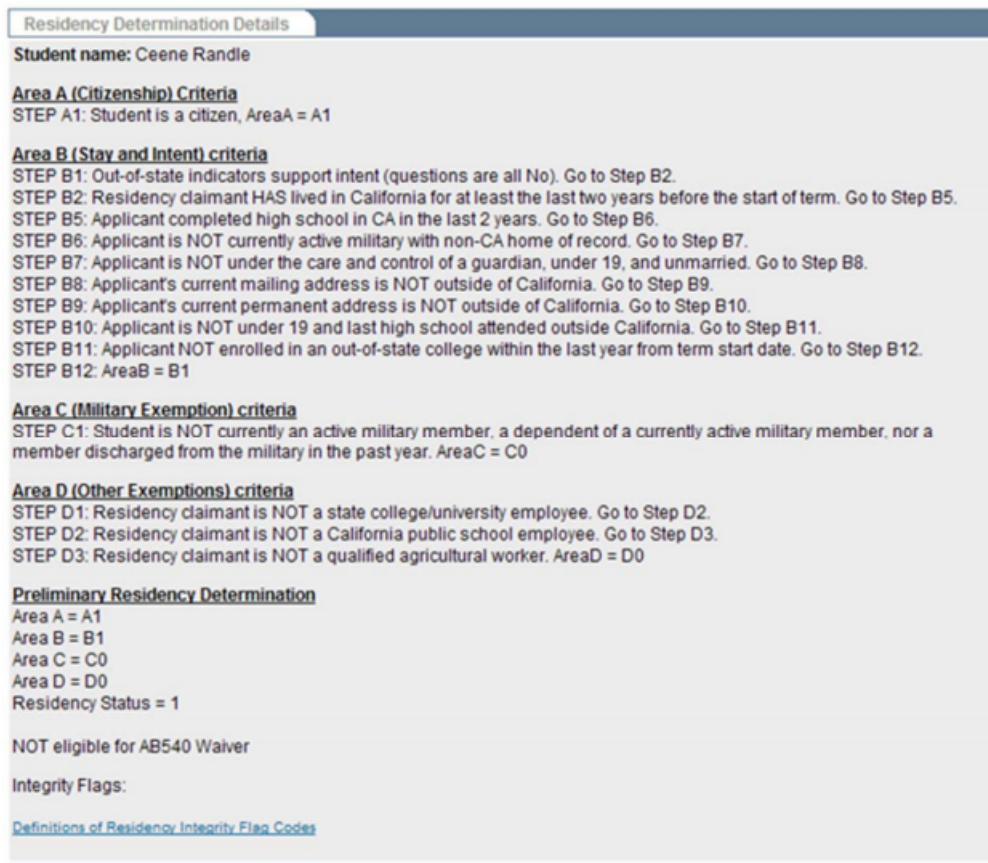


Figure 6. Example of Residency Determination Details Report

Table F. Visa Types

Database Value	Visa Type Menu Listing	Residency	Visa and Description
A1	A-1	YES	A-1 Ambassador, Public Minister, Career Diplomat, Consular Officer, Head of State, and immediate family members
A2	A-2	YES	A-2 Other foreign government officials or employees coming to the United States and immediate family members. Includes technical and support staff of A-1
A3	A-3	YES	A-3 Attendants, Servants and Personal employees of A-1 and A-2 and immediate family members
B1	B-1	no	B-1 Temporary visitor for business
B2	B-2	no	B-2 Temporary visitor for pleasure
BCC	BCC	no	BCC Border Crossing Card: Mexico
BE	BE	no	BE Bering Straits agreement entrants
C1	C-1	no	C-1 Alien in transit (direct and continuous travel through the United States)
C1D	C-1D	no	C-1D Combined transit and crewman visa
C2	C-2	no	C-2 Alien in transit to the U.N. headquarters

Database Value	Visa Type Menu Listing	Residency	Visa and Description
C3	C-3	no	C-3 Foreign government official, members of immediate family, attendants, servants or other personal employee of official in transit through the United States
C4	C-4	no	C-4 Transit without Visa, see TWOV
D1	D-1	no	D-1 Crewmen departing on same vessel of arrival, crewmen departing on same aircraft or same airline
D2	D-2	no	D-2 Crewmen departing on vessel other than one of arrival. Airmen departing on different airline than one of arrival
E1	E-1	YES	E-1 Treaty trader, spouse, and children
E2	E-2	YES	E-2 Treaty investor, spouse, and children coming to develop and direct a bonafide enterprise in which he/she has invested a substantial amount of capital
E3	E-3	YES	E-3 Australian nationals working in specialty occupations
E3D	E-3D	YES	E-3D Spouse or child of E-3
E3R	E-3R	YES	E-3R Returning E-3
F1	F-1(Student Visa)	no	F-1 Academic student
F2	F-2	no	F-2 Spouse or child of student
F3	F-3	no	F-3 Canadian and Mexican Academic Students who commute across the US land border to school.
G1	G-1	YES	G-1 Principal resident representative of recognized foreign member government to international organization, staff, and immediate family members
G2	G-2	YES	G-2 Other temporary representative of recognized foreign member government to international organization and immediate family members
G3	G-3	YES	G-3 Representative of non-recognized or nonmember foreign government to international organization and immediate family members
G4	G-4	YES	G-4 International organization officer or employee and immediate family members
G5	G-5	YES	G-5 Attendant, servant, or personal employee of G-1 through G-4 and immediate family members
GB	GB	NO	GB Temporary visitor for business, Guam
GT	GT	NO	GT Temporary visitor for pleasure, Guam
H1	H-1	NO	H-1 Temporary worker of distinguished merit and ability (Note: This VISA type no longer exists. Per CCCCCO, leave in list for historical reasons; eligibility: NO.)
H1A	H-1A	NO	H-1A Temporary worker performing services as a registered nurse (Note: This VISA type no longer exists. Per CCCCCO, leave in list for historical reasons; eligibility: NO.)

Database Value	Visa Type Menu Listing	Residency	Visa and Description
H1B	H-1B	YES	H-1B Specialty occupation (professionals), DOD workers, fashion models
H1B1	H-1B1	NO	H-1B1 Specialty occupation, entering under free trade agreements with Chile and Singapore
H1C	H-1C	NO	H-1C Nurses going to work for up to 3 years in health professional shortage areas (Note: This VISA type no longer exists. Per CCCCCO, leave in list for historical reasons; eligibility: NO.)
H2A	H-2A	no	H-2A Temporary or seasonal agriculture workers
H2B	H-2B	no	H-2B Non-agricultural temporary or seasonal workers
H2R	H-2R	no	H-2R Returning H-2B worker
H3	H-3	no	H-3 Trainee or participant in special education exchange visitor program
H4	H-4	YES	H-4 Spouse or child of H-1, H-2, H-3 (parent/spouse visa type determines whether holder may or may not establish residency)Yes if parent or spouse has a H1A, H1B or H1C. Valid dates required for H4 only.
I	I	YES	I Representative of foreign information media, spouse, and children
J1	J-1	no	J-1 Exchange visitor
J2	J-2	no	J-2 Spouse or minor child of exchange visitor
K1	K-1	YES	K-1 Fiancé or fiancée of U.S. Citizen
K2	K-2	YES	K-2 Minor child of K-1
K3	K-3	YES	K-3 Spouse of U.S. Citizen (under LIFE Act provisions)
K4	K-4	YES	K-4 Child of K-3
L1A	L-1A	YES	L-1A Intra company transferee (executive, managerial and specialized personnel) entering to continue employment with the same employer or a subsidiary or affiliate thereof
L1B	L-1B	YES	L-1B Executive, manager or has specialized skill of international firm
L2	L-2	YES	L-2 Spouse or child of L-1
M1	M-1	no	M-1 Vocational or non-academic student
M2	M-2	no	M-2 Spouse or child of M-2
M3	M-3	no	M-3 Border commuter student
N8	N-8	YES	N-8 Parent of alien classified SK-3 “special immigrant”
N9	N-9	YES	N-9 Child of N-8, SK-1, SK-2, or SK-4 “special immigrant”
NATO1	NATO-1	YES	NATO-1 Principal permanent representative of member state to NATO and resident members of official staff or immediate family
NATO2	NATO-2	YES	NATO-2 Other representatives of member state; dependents of member of a force entering in accordance with the provisions of

Database Value	Visa Type Menu Listing	Residency	Visa and Description
			NATO Status-of-Forces agreement; members of such force if issued visas
NATO3	NATO-3	YES	NATO-3 Official clerical staff accompanying representative of member state to NATO or immediate family
NATO4	NATO-4	YES	NATO-4 Official of NATO other than those qualified under NATO-4, employed on behalf of NATO and immediate family
NATO5	NATO-5	YES	NATO-5 Expert other than NATO officials qualified under NATO-4, employed on behalf of NATO and immediate family
NATO6	NATO-6	YES	NATO-6 Member of civilian component who is either accompanying a Force entering in accordance with the provision of the NATO Status-of-Forces agreement; attached to an Allied headquarters under the protocol on the Status of International Military headquarters set up pursuant to the North Atlantic Treaty; and their dependents
NATO7	NATO-7	YES	NATO-7 Servant or personal employee of NATO-1 through NATO-6, or immediate family
O1	O-1	YES	O-1 Aliens of extraordinary ability
O2	O-2	no	O-2 Accompanying alien who is coming solely to assist in the artistic or athletic performance by an O-1
O3	O-3	YES	O-3 Spouse and/or child of O-1 only (Type O-2 is not eligible. Yes if parent or spouse has an O-1 only. Valid dates for O-3 required.
P1	P-1	no	P-1 Internationally recognized professional artists, athletes, entertainers, and “essential support personnel”
P2	P-2	no	P-2 Artist or entertainer in reciprocal exchange programs
P3	P-3	no	P-3 Artists and entertainers coming to perform, teach, or coach a culturally unique program.
P4	P-4	no	P-4 Spouses and/or children of P-1, P-2, P-3
Q1	Q-1	no	Q-1 International cultural exchange visitor
Q2	Q-2	no	Q-2 Irish Peace Process cultural and training program (Walsh Visas)
Q3	Q-3	no	Q-3 Spouse or child of Q-2
R1	R-1	YES	R-1 Religious workers
R2	R-2	YES	R-2 Spouse or child of R-1
S5	S-5	no	S-5 Alien witness or informant possessing critical, reliable information concerning a criminal organization or enterprise whose presence in the United States is required for the successful investigation or prosecution of the criminal organization
S6	S-6	no	S-6 Alien witness or informant possessing critical reliable information about terrorist organization, enterprise, or operation, who will be placed in danger as a result of supplying that information; and is eligible to receive a reward under separate U.S. State Department legislation

Database Value	Visa Type Menu Listing	Residency	Visa and Description
S7	S-7	no	S-7 Spouse, unmarried sons and daughters, and parents of witness or informant
T1	T-1	YES	T-1 Victim of a severe form of trafficking in persons (eligible for benefits of AB540)
T2	T-2	YES	T-2 Spouse of a victim of a severe form of trafficking in persons (eligible for benefits of AB540)
T3	T-3	YES	T-3 Child of victim of a severe form of trafficking in persons (eligible for benefits of AB540)
T4	T-4	YES	T-4 Parent of a victim of a severe form of trafficking in persons (if T-1 victim is under21) (eligible for benefits of AB540)
T5	T-5	YES	T-5 Sibling under 18 years of age of T-1 under 21 years of age (eligible for benefits of AB540)
TN1	TN1	no	TN1 Canadian professionals under NAFTA
TN2	TN2	no	TN2 Mexican professionals under NAFTA
TD	TD	no	TD Spouse or child of TN
TPS	TPS	YES	TPS Temporary Protected Status
TWOV	TWOV	no	TWOV Transit without a Visa
U1	U-1	YES	U-1 Victim of certain criminal activity (eligible for benefits of AB540)
U2	U-2	YES	U-2 Spouse of U- (eligible for benefits of AB540)
U3	U-3	YES	U-3 Child of U- (eligible for benefits of AB540)
U4	U-4	YES	U-4 Parent of U-1, if U-1 is under 21 (eligible for benefits of AB540)
U5	U-5	YES	U-5 Unmarried sibling of U-1 under 18 (eligible for benefits of AB540)
V1	V-1	YES	V-1 Spouse of an LPR who is the principal beneficiary of a family-based petition which was filed prior to December 21, 2000, and has been pending for at least 3 years
V2	V-2	YES	V-2 Child of an LPR who is the principal beneficiary of a family-based visa petition that was filed prior to December 21, 2000, and has been pending for at least 3 years
V3	V-3	YES	V-3 The derivative child of a V-1 or V-2
WB	WB	no	WB Temporary visitor for business, visa waiver
WT	WT	no	WT Temporary visitor for pleasure, visa waiver
OTHR	Other	NO	Depending on the specific other visa type, visa holder may or may not be allowed to establish residency. Requires documentation (proof beyond self-reported data).

Appendix B: Financial Aid Algorithm

CCCApply facilitates early awareness of financial assistance in two directions. The application process asks questions about the Needs & Interests of the applicant to alert them to the possibility of financial assistance, and offer links to the online BOG Fee Waiver application and FAFSA federal aid application form. Based on responses to the Needs & Interests questions, CCCApply can send notification to financial aid departments at the same time as the application is downloaded by the college so that financial aid departments can begin their processes of contacting and assisting the applicants.

The process of identifying the student and the information required in the notification to the financial aid departments are outlined below.

Financial Aid Referral Flag: Identifying Students for Financial Assistance

If a student answers “yes” to any of the following questions from the Needs & Interests section of the application, the Financial Aid Referral Flag (`fin_aid_ref`) will be set:

- Financial help to attend college
- Receiving TANF, SSI, or General Assistance
- CalWorks
- EOPS - Extended Opportunity Programs and Services
- Scholarship information
- Veteran’s services

Appendix C: AB540 Waiver Algorithm

If the AB540 Eligibility flag is “Yes”, then the following links are automatically generated on the Special Links and Opportunities page: You may be eligible for a special tuition waiver. For more information see the Explanation of AB540 Tuition Exemption Para informacion en Español, lea AB540 Tuition Exemption en Español Print and mail the AB540 Tuition Exemption Request Form:

- PDF version of the AB540 Tuition Exemption Request Form
- HTML version of the AB540 Tuition Exemption Request Form



Note:

All documents must be ADA-compliant. The High Technology Center concludes that PDF is not yet generally acceptable, so HTML is the better choice of format for compliance. The forms will be available in both HTML and PDF).

Non-Immigrant Visa Types (Table No Longer Used)

Education Code section 68130.5 excludes “a nonimmigrant alien within the meaning of paragraph (15) of subsection (a) of Section 1101 of Title 8 of the United States Code.” 8 U.S.C. §1101(a)(15) defines an “immigrant” as every alien except non-immigrant aliens holding the visas identified in the table below. Therefore, per part C in the AB540 algorithm described above, holders of visa types listed in Table G are not eligible for AB540.

Table G. Non-Immigrant Visa Types

Visa Class	Non-Immigrant Visa Types
A	Diplomatic and other foreign governmental officials, and their families and employees: A1, A2, A3.
B	Temporary visitors for business and pleasure: B1 and B2.
C	Alien in transit through the U.S.: C1, C1D, and C2. [Although C-3 and C-4 visas are also issued, they are not issued under section 1101(b)(15) which is referenced in EC 68130.5.]
D	Crewmen: D1 and D2.
E	International Traders and Investors: E1, E2.
F	Academic students and their families: F1, F2.
G	Representatives to international organizations and their families and employees: G1, G2, G3, G4, G5.
H	Temporary workers: H1B, H1C, H2A, H2B, H3, H4.
I	Representatives of foreign media and their families: I.
J	Exchange visitors and their families: J1, J2.
K	Fiancé (e) or spouse of a U.S. citizen or dependent of a fiancé(e) or spouse: K1, K2, K3, K4.
L	Intercompany transferees: L1A, L1B, L2.
M	Vocational and language students and their families: M1, M2.
N	Parents and children of the people who have been granted special immigrant status because their parents were employed by an international organization in the United States: N8, N9.
O	Aliens of extraordinary ability: O1, O2, O3.

Visa Class	Non-Immigrant Visa Types
P	Entertainers and athletes: P1, P2, P3, P4.
Q	Participants in international cultural exchange programs: Q1, Q2, Q3.
R	Religious workers: R1, R2.
S	Informants or witnesses (and accompanying family) on terrorism or organized crime: S5 and S6.
T	Victims of severe form of trafficking in persons: T1, T2, T3, T4. - Removed 12/5/14
U	Crime victims: U1, U2, U3, U4.12/5/14. - Removed 12/5/14
V	Second preference beneficiaries: V1, V2, V3.

Appendix D: Ineligibility Flag and Highest Education Level

Ineligibility Flag

The ineligibility flag (residency:adm_ineligible) is set based on the following:

Set flag to 1 (**ineligible for admission**) and set integrity flag 49 on if all of these conditions are true:

1. Applicant will be under 18 on <RDD>
2. hs_edu_level = 0 (Not a graduate of, and no longer enrolled in high school).
3. Enrollment status is NOT “Enrolled in college and K-12 at the same time”.

Set flag to 2 (**eligible with documentation**) and set integrity flag 47 on if all of these conditions are true:

1. Applicant will be under 18 on <RDD>.
2. hs_edu_level indicates high school graduation or equivalent (3 - Received high school diploma; 4 - Passed the GED, or received a High School Certificate of Equivalency; 5 - Received a certificate California High School Proficiency; or 6 - Foreign secondary school diploma/certificate of graduation).

Set flag to 1 (**ineligible for admission**) and set integrity flag 48 on if all of these conditions are true:

1. Applicant has a B-1 or B-2 Visa type.

Otherwise, set the flag to 0 (**eligible for admission**).

Highest Education Level

Set the highest_edu_level as follows:

1. If higher_edu_level = 7 or = 8, then set the first character = higher_edu_level else set the first character = hs_edu_level.
2. If higher_edu_level = 7 or = 8, then set the final four characters = yyyy from higher_comp_date else set the final four characters = yyyy from hs_comp_date (0000 if null).

This element is in the education table: highest_edu_level, but it needs to be 5 char, not 1.



Note:

Correlates to MIS SB11.

Appendix E: OpenCCCAccount Fields In CCCApply Application

The following fields automaticall populate fields in the CCCApply application from the student's OpenCCCApply account when they apply for college.

Table of Account Data Saved in Application Database

Data Item	Account Data Element	Application Data Element
Legal Name: Last	lastname	personal_info: lastname
Legal Name: Suffix	suffix	personal_info: suffix
Legal Name: First	firstname	personal_info: firstname
Legal Name: Middle	middlename	personal_info: middlename
Permanent Address: Street	streetaddress1 streetaddress2	contact: perm_streetaddress1 contact: perm_streetaddress2
Permanent Address: City	city	contact: perm_city
Permanent Address: State	state	contact: perm_state
Permanent Address: Non-U.S. State/Province	nonusaprovince	contact: perm_nonusaprovince
Permanent Address: Postal Code	postalcode	contact: perm_postalcode
Permanent Address: Country	country	contact: perm_country
Previous Name: Last	otherlastname	personal_info: otherlastname
Previous Name: First	otherfirstname	personal_info: otherfirstname
Previous Name: Middle	othermiddlename	personal_info: othermiddlename
Main Telephone	mainphone	contact: mainphone
Main Telephone Extension	mainphone_ext	contact: mainphone_ext
Text Permission: Main Telephone	mainphone_auth	contact: mainphone_auth
Second Telephone	secondphone	contact: secondphone

Second Telephone Extension	secondphone_ext	contact: secondphone_ext
Text Permission: Second Telephone	secondphone_auth	contact: secondphone_auth
Email Address	email	contact: email
Social Security Number/ TIN	ssn	personal_info: ssn
Social Security Number/ TIN Type	ssn_type	Personal_info: ssn_type
Social Security Number/ TIN: None	ssn_no	Personal_info: ssn_no
Date of Birth	birthdate	personal_info: birthdate

Appendix F: Table of Downloadable Fields

The following table identifies the CCCApply downloadable fields. It was generated from database values in August, 2015.

Data Element Name	Data Type	Length	Allows Null?	Default Value	MIS Code
app_id	bigint		NOT NULL		
ccc_id	character varying	8	NOT NULL		
status	character	1			
college_id	character	3			
term_id	bigint				
major_id	bigint				
intended_major	character varying	30			
edu_goal	character	1			
highest_edu_level	character	5			
consent_indicator	boolean			false	
app_lang	character	2			
esignature	boolean			false	
ack_fin_aid	boolean			false	
fin_aid_ref	boolean				
confirmation	character varying	30			
sup_page_code	character varying	30			
last_page	character varying	25			
streetaddress1 (from OpenCCCAccount)	character varying	50			
streetaddress2 (from OpenCCCAccount)	character varying	50			
city	character varying	50			
postalcode	character varying	20			
state	character	2			
nonusaprovince	character varying	30			

Data Element Name	Data Type	Length	Allows Null?	Default Value	MIS Code
country	character	2			
non_us_address	boolean				
email (from OpenCCCAccount)	character varying	254			
perm_streetaddress1 (from OpenCCCAccount)	character varying	50			
perm_streetaddress2 (from OpenCCCAccount)	character varying	50			
perm_city (from OpenCCCAccount)	character varying	50			
perm_postalcode (from OpenCCCAccount)	character varying	20			
perm_state (from OpenCCCAccount)	character	2			
perm_nonusaprovince (from OpenCCCAccount)	character varying	30			
perm_country (from OpenCCCAccount)	character	2			
address_same	boolean				
mainphone (from OpenCCCAccount)	character varying	14			
mainphone_ext (from OpenCCCAccount)	character varying	4			
mainphone_auth_text (from OpenCCCAccount)	boolean				
secondphone (from OpenCCCAccount)	character varying	14			
secondphone_ext (from OpenCCCAccount)	character varying	4			
secondphone_auth_text (from OpenCCCAccount)	boolean				
enroll_status	character	1			
hs_edu_level	character	1			
hs_comp_date	date				
higher_edu_level	character	1			

Data Element Name	Data Type	Length	Allows Null?	Default Value	MIS Code
higher_comp_date	date				
hs_not_attended	boolean				
cahs_graduated	boolean				
cahs_3year	boolean				
hs_name	character varying	30			
hs_city	character varying	20			
hs_state	character	2			
hs_country	character	2			
hs_cds	character	6			
hs_ceed	character	7			
hs_not_listed	boolean				
home_schooled	boolean				
college_count	smallint				
hs_attendance	smallint				
coenroll_confirm	boolean				
gender	character	1			
pg_firstname	character varying	20			
pg_lastname	character varying	25			
pg_rel	character	1			
pg1_edu	character	1			
pg2_edu	character	1			
pg_edu_mis	character	2			
under19_ind	boolean			false	
dependent_status	character	1			
race_ethnic	text				
hispanic	boolean				
race_group	text				
salt	text				
ssn (from OpenCCCAccount)	text				
cryptokeyid	integer				

Data Element Name	Data Type	Length	Allows Null?	Default Value	MIS Code
birthdate (from OpenCCCAccount)	date				
firstname (from OpenCCCAccount)	character varying	50			
middlename (from OpenCCCAccount)	character varying	50			
lastname (from OpenCCCAccount)	character varying	50			
suffix (from OpenCCCAccount)	character varying	3			
otherfirstname (from OpenCCCAccount)	character varying	50			
othermiddlename (from OpenCCCAccount)	character varying	50			
otherlastname (from OpenCCCAccount)	character varying	50			
citizenship_status	character	1	NOT NULL		
alien_reg_number	character varying	20			
visa_type	character varying	20			
no_documents	boolean				
alien_reg_issue_date	date				
alien_reg_expire_date	date				
alien_reg_no_expire	boolean				
military_status	character	1	NOT NULL		
military_discharge_date	date				
military_home_state	character	2			
military_home_country	character	2			
military_ca_stationed	boolean				
military_legal_residence	character	2			
ca_res_2_years	boolean				
ca_date_current	date				
ca_not_arrived	boolean				
ca_college_employee	boolean				
ca_school_employee	boolean				
ca_seasonal_ag	boolean				

Data Element Name	Data Type	Length	Allows Null?	Default Value	MIS Code
ca_foster_youth	boolean				
ca_outside_tax	boolean				
ca_outside_tax_year	date				
ca_outside_voted	boolean				
ca_outside_voted_year	date				
ca_outside_college	boolean				
ca_outside_college_year	date				
ca_outside_lawsuit	boolean				
ca_outside_lawsuit_year	date				
res_status	character	1			
res_status_change	boolean				
res_prev_date	date				
adm_ineligible	smallint				
elig_ab540	boolean				
res_area_a	smallint				
res_area_b	smallint				
res_area_c	smallint				
res_area_d	smallint				
experience	integer				
recommend	integer				
comments	text				
comfortable_english	boolean				
financial_assistance	boolean				
tanf_ssi_ga	boolean				
foster_youths	boolean				
athletic_intercollegiate	boolean				
athletic_intramural	boolean				
athletic_not_interested	boolean				
academic_counseling	boolean				
basic_skills	boolean				
calworks	boolean				
career_planning	boolean				
child_care	boolean				
counseling_personal	boolean				

Data Element Name	Data Type	Length	Allows Null?	Default Value	MIS Code
dsps	boolean				
eops	boolean				
esl	boolean				
health_services	boolean				
housing_info	boolean				
employment_assistance	boolean				
online_classes	boolean				
reentry_program	boolean				
scholarship_info	boolean				
student_government	boolean				
testing_assessment	boolean				
transfer_info	boolean				
tutoring_services	boolean				
veterans_services	boolean				
integrity_fg_01	boolean				
integrity_fg_02	boolean				
integrity_fg_03	boolean				
integrity_fg_04	boolean				
integrity_fg_11	boolean				
integrity_fg_47	boolean				
integrity_fg_48	boolean				
integrity_fg_49	boolean				
integrity_fg_50	boolean				
integrity_fg_51	boolean				
integrity_fg_52	boolean				
integrity_fg_53	boolean				
integrity_fg_54	boolean				
integrity_fg_55	boolean				
integrity_fg_56	boolean				
integrity_fg_57	boolean				
integrity_fg_58	boolean				
integrity_fg_59	boolean				
integrity_fg_60	boolean				
integrity_fg_61	boolean				

Data Element Name	Data Type	Length	Allows Null?	Default Value	MIS Code
integrity_fg_62	boolean				
integrity_fg_63	boolean				
integrity_fg_70	boolean				
integrity_fg_80	boolean				
col1_ceeb	character	7			
col1_cds	character	6			
col1_not_listed	boolean				
col1_name	character varying	30			
col1_city	character varying	20			
col1_state	character varying	30			
col1_country	character	2			
col1_start_date	date				
col1_end_date	date				
col1_degree_date	date				
col1_degree_obtained	character	1			
col2_ceeb	character	7			
col2_cds	character	6			
col2_not_listed	boolean				
col2_name	character varying	30			
col2_city	character varying	20			
col2_state	character varying	30			
col2_country	character	2			
col2_start_date	date				
col2_end_date	date				
col2_degree_date	date				
col2_degree_obtained	character	1			
col3_ceeb	character	7			
col3_cds	character	6			
col3_not_listed	boolean				

Data Element Name	Data Type	Length	Allows Null?	Default Value	MIS Code
col3_name	character varying	30			
col3_city	character varying	20			
col3_state	character varying	30			
col3_country	character	2			
col3_start_date	date				
col3_end_date	date				
col3_degree_date	date				
col3_degree_obtained	character	1			
col4_ceed	character	7			
col4_cds	character	6			
col4_not_listed	boolean				
col4_name	character varying	30			
col4_city	character varying	20			
col4_state	character varying	30			
col4_country	character	2			
col4_start_date	date				
col4_end_date	date				
col4_degree_date	date				
col4_degree_obtained	character	1			
college_name	character varying	50			
district_name	character varying	50			
term_code	character varying	15			
term_description	character varying	100			
major_code	character varying	30			
major_description	character varying	100			

Data Element Name	Data Type	Length	Allows Null?	Default Value	MIS Code
tstmp_submit	timestamp with time zone				
tstmp_create	timestamp with time zone	DEFAULT now()			
tstmp_update	timestamp with time zone				
ssn_display	character varying	11			
foster_youth_status	character	1			
foster_youth_preference	boolean				
foster_youth_mis	boolean				
foster_youth_priority	boolean				
signature	text				
tstmp_download	timestamp with time zone				
address_validation	character	1			
zip4	character	4			
perm_address_validation	character	1			
perm_zip4	character	4			
discharge_type	character varying	1			
college_expelled_summary	boolean				
col1_expelled_status	boolean				
col2_expelled_status	boolean				
col3_expelled_status	boolean				
col4_expelled_status	boolean				
integrity_flags	character varying	255			
rdd	date				
orientation	bytea				
transgender	bytea				
orientationsubmission	bytea				
transgendersubmission	bytea				
ssn_type (from OpenCCCAccount)	character	1			
integrity_fg_64	boolean				
military_stationed_ca_ed	boolean				

Data Element Name	Data Type	Length	Allows Null?	Default Value	MIS Code
integrity_fg_65	boolean				
ip_address	character varying	15			
campaign1	character varying	255			
campaign2	character varying	255			
campaign3	character varying	255			

```

"app_id" bigint NOT NULL,
"ccc_id" character varying(8) NOT NULL,
"status" character(1),
"college_id" character(3),
"term_id" bigint,
"major_id" bigint,
"intended_major" character varying(30),
"edu_goal" character(1),
"highest_edu_level" character(5),
"consent_indicator" boolean DEFAULT false,
"app_lang" character(2),
"esignature" boolean DEFAULT false,
"ack_fin_aid" boolean DEFAULT false,
"fin_aid_ref" boolean,
"confirmation" character varying(30),
"sup_page_code" character varying(30),
"last_page" character varying(25),
"streetaddress1" character varying(50),
"streetaddress2" character varying(50),
"city" character varying(50),
"postalcode" character varying(20),
"state" character(2),
"nonusaprovince" character varying(30),
"country" character(2),
"non_us_address" boolean,
"email" character varying(254),
"perm_streetaddress1" character varying(50),
"perm_streetaddress2" character varying(50),
"perm_city" character varying(50),
"perm_postalcode" character varying(20),
"perm_state" character(2),
"perm_nonusaprovince" character varying(30),
"perm_country" character(2),
"address_same" boolean,
"mainphone" character varying(14),
"mainphone_ext" character varying(4),
"mainphone_auth_text" boolean,
"secondphone" character varying(14),
"secondphone_ext" character varying(4),
"secondphone_auth_text" boolean,
"enroll_status" character(1),
"hs_edu_level" character(1),
"hs_comp_date" date,
"higher_edu_level" character(1),
"higher_comp_date" date,

```



```

"hs_not_attended" boolean,
"cahs_graduated" boolean,
"cahs_3year" boolean,
"hs_name" character varying(30),
"hs_city" character varying(20),
"hs_state" character(2),
"hs_country" character(2),
"hs_cds" character(6),
"hs_ceed" character(7),
"hs_not_listed" boolean,
"home_schooled" boolean,
"college_count" smallint,
"hs_attendance" smallint,
"coenroll_confirm" boolean,
"gender" character(1),
"pg_firstname" character varying(20),
"pg_lastname" character varying(25),
"pg_rel" character(1),
"pg1_edu" character(1),
"pg2_edu" character(1),
"pg_edu_mis" character(2),
"under19_ind" boolean DEFAULT false,
"dependent_status" character(1),
"race_ethnic" text,
"hispanic" boolean,
"race_group" text,
"salt" text,
"ssn" text,
"cryptokeyid" integer,
"birthdate" date,
"firstname" character varying(50),
"middlename" character varying(50),
"lastname" character varying(50),
"suffix" character varying(3),
"otherfirstname" character varying(50),
"othermiddlename" character varying(50),
"otherlastname" character varying(50),
"citizenship_status" character(1) NOT NULL,
"alien_reg_number" character varying(20),
"visa_type" character varying(20),
"no_documents" boolean,
"alien_reg_issue_date" date,
"alien_reg_expire_date" date,
"alien_reg_no_expire" boolean,
"military_status" character(1) NOT NULL,
"military_discharge_date" date,
"military_home_state" character(2),
"military_home_country" character(2),
"military_ca_stationed" boolean,
"military_legal_residence" character(2),
"ca_res_2_years" boolean,
"ca_date_current" date,
"ca_not_arrived" boolean,
"ca_college_employee" boolean,
"ca_school_employee" boolean,
"ca_seasonal_ag" boolean,
"ca_foster_youth" boolean,
"ca_outside_tax" boolean,
"ca_outside_tax_year" date,
"ca_outside_voted" boolean,
"ca_outside_voted_year" date,
"ca_outside_college" boolean,
"ca_outside_college_year" date,
"ca_outside_lawsuit" boolean,

```

```
"ca_outside_lawsuit_year" date,  
"res_status" character(1),  
"res_status_change" boolean,  
"res_prev_date" date,  
"adm_ineligible" smallint,  
"elig_ab540" boolean,  
"res_area_a" smallint,  
"res_area_b" smallint,  
"res_area_c" smallint,  
"res_area_d" smallint,  
"experience" integer,  
"recommend" integer,  
"comments" text,  
"comfortable_english" boolean,  
"financial_assistance" boolean,  
"tanf_ssi_ga" boolean,  
"foster_youths" boolean,  
"athletic_intercollegiate" boolean,  
"athletic_intramural" boolean,  
"athletic_not_interested" boolean,  
"academic_counseling" boolean,  
"basic_skills" boolean,  
"calworks" boolean,  
"career_planning" boolean,  
"child_care" boolean,  
"counseling_personal" boolean,  
"dsps" boolean,  
"eops" boolean,  
"esl" boolean,  
"health_services" boolean,  
"housing_info" boolean,  
"employment_assistance" boolean,  
"online_classes" boolean,  
"reentry_program" boolean,  
"scholarship_info" boolean,  
"student_government" boolean,  
"testing_assessment" boolean,  
"transfer_info" boolean,  
"tutoring_services" boolean,  
"veterans_services" boolean,  
"integrity_fg_01" boolean,  
"integrity_fg_02" boolean,  
"integrity_fg_03" boolean,  
"integrity_fg_04" boolean,  
"integrity_fg_11" boolean,  
"integrity_fg_47" boolean,  
"integrity_fg_48" boolean,  
"integrity_fg_49" boolean,  
"integrity_fg_50" boolean,  
"integrity_fg_51" boolean,  
"integrity_fg_52" boolean,  
"integrity_fg_53" boolean,  
"integrity_fg_54" boolean,  
"integrity_fg_55" boolean,  
"integrity_fg_56" boolean,  
"integrity_fg_57" boolean,  
"integrity_fg_58" boolean,  
"integrity_fg_59" boolean,  
"integrity_fg_60" boolean,  
"integrity_fg_61" boolean,  
"integrity_fg_62" boolean,  
"integrity_fg_63" boolean,  
"integrity_fg_70" boolean,  
"integrity_fg_80" boolean,
```

```

"coll_ceed" character(7),
"coll_cds" character(6),
"coll_not_listed" boolean,
"coll_name" character varying(30),
"coll_city" character varying(20),
"coll_state" character varying(30),
"coll_country" character(2),
"coll_start_date" date,
"coll_end_date" date,
"coll_degree_date" date,
"coll_degree_obtained" character(1),
"col2_ceed" character(7),
"col2_cds" character(6),
"col2_not_listed" boolean,
"col2_name" character varying(30),
"col2_city" character varying(20),
"col2_state" character varying(30),
"col2_country" character(2),
"col2_start_date" date,
"col2_end_date" date,
"col2_degree_date" date,
"col2_degree_obtained" character(1),
"col3_ceed" character(7),
"col3_cds" character(6),
"col3_not_listed" boolean,
"col3_name" character varying(30),
"col3_city" character varying(20),
"col3_state" character varying(30),
"col3_country" character(2),
"col3_start_date" date,
"col3_end_date" date,
"col3_degree_date" date,
"col3_degree_obtained" character(1),
"col4_ceed" character(7),
"col4_cds" character(6),
"col4_not_listed" boolean,
"col4_name" character varying(30),
"col4_city" character varying(20),
"col4_state" character varying(30),
"col4_country" character(2),
"col4_start_date" date,
"col4_end_date" date,
"col4_degree_date" date,
"col4_degree_obtained" character(1),
"college_name" character varying(50),
"district_name" character varying(50),
"term_code" character varying(15),
"term_description" character varying(100),
"major_code" character varying(30),
"major_description" character varying(100),
"tstmp_submit" timestamp with time zone,
"tstmp_create" timestamp with time zone DEFAULT now(),
"tstmp_update" timestamp with time zone,
"ssn_display" character varying(11),
"foster_youth_status" character(1),
"foster_youth_preference" boolean,
"foster_youth_mis" boolean,
"foster_youth_priority" boolean,
"signature" text,
"tstmp_download" timestamp with time zone,
"address_validation" character(1),
"zip4" character(4),
"perm_address_validation" character(1),
"perm_zip4" character(4),

```

```
"discharge_type" character varying(1),
"college_expelled_summary" boolean,
"col1_expelled_status" boolean,
"col2_expelled_status" boolean,
"col3_expelled_status" boolean,
"col4_expelled_status" boolean,
"integrity_flags" character varying(255),
"rdd" date,
"orientation" bytea,
"transgender" bytea,
"orientationsubmission" bytea,
"transgendersubmission" bytea,
"ssn_type" character(1),
"integrity_fg_64" boolean,
"military_stationed_ca_ed" boolean,
"integrity_fg_65" boolean,
"ip_address" character varying(15),
"campaign1" character varying(255),
"campaign2" character varying(255),
"campaign3" character varying(255),
```

Appendix G: OpenCCC Account Data Fields

The table below represents the data fields used in the OpenCCC Account creation process. These fields are not available for download, but some of them are used to auto-populate the CCCApply Standard and CCCApply International applications.

Data Field	Data Type	Length	Allows Null?
uid	integer		No
cccid	char	8	No
username	char	128	No
password	text		No
salt	text		No
pin	text		No
ssn	text		
birthdate	date		
suffix	char	3	
firstname	char	50	
middlename	char	50	
lastname	char	50	No
email	char	254	
streetaddress1	char	50	
streetaddress2	char	50	
city	char	50	
postalcode	char	20	
state	char	2	
country	char	2	
mainphone	char	19	
mainphone_ext	char	4	
mainphone_auth_txt	char	1	
secondphone	char	19	
secondphone_ext	char	4	
secondphone_auth_txt	char	1	
otherfirstname	char	50	
otherlastname	char	50	
question1	smallint		No
question2	smallint		No

Data Field	Data Type	Length	Allows Null?
question3	smallint		No
answer1	text		No
answer2	text		No
answer3	text		No
createtime	timestamp with time zone		
updatetime	timestamp with time zone		
passwordupdatetime	timestamp with time zone		
pinupdatetime	timestamp with time zone		
qnaupdatetime	timestamp with time zone		
nonusaprovince	char	30	
othermiddlename	char	50	
matchtype	char	1	
cryptokeyid	integer		
ssnhash	text		
ssn_last4	char	4	
public_key	text		
private_key	text		
perm_address_validation	char	1	
zip4	char	4	
ssn_type	char	1	
ssnhash_hmac	text		