



California
Community
Colleges

CCCApply

CCCApply Standard Application Data Dictionary

V.2019.1
3/29/19

Contents

- Contents 2**
- Overview 10**
- Data Formats 10**
- Data Downloading 11**
- In Progress Data 11**
- Downloading and Reporting Data 11**
- Changes to Data Elements 11**
 - Accessibility..... 11*
 - Automatic Field Population 12*
 - OpenCCC Account Data Population 12
 - Previous Application Field Auto-population 13
- System Values..... 16**
- Supplemental Questions Table 16**
- Survey Table 16**
 - Application ID..... 16*
 - California Community College ID 16*
 - Download Status..... 18*
 - College ID 18*
 - College Name..... 19*
 - College Address: Street 19*
 - College Address: City..... 20*
 - College Address: Zip Code 20*
 - College Website URL 21*
 - College Phone Number 21*
 - College Email..... 22*
 - College District..... 23*
 - College Redirect URL..... 23*
 - College District ID..... 24*
 - Cryptokeyid 24*
 - District Name 25*
 - District Address: Street 26*

District Address: City.....26

District Address: Zip Code27

District Website URL27

District Phone Number.....28

Campaign Fields.....28

Survey: Experience29

Survey: Recommend.....30

Survey: Comments31

Enrollment Information..... 32

Term ID.....32

Term Code.....33

Term Description.....33

Term Open Date.....34

Term Close Date.....34

CAP Term ID35

Major ID36

Major Code36

Major Description36

Major Start Date37

Major End Date.....38

CAP Major ID.....38

Major Category.....39

CIP Code.....39

TOP Code.....40

Program Control Number40

Award Type.....41

Educational Goal.....42

Intended Major ID.....44

Account Data in the CCCApply Standard Application..... 45

Legal Name: First.....46

Legal Name: Middle.....47

Legal Name: Last.....48

Legal Name: Suffix49

Other/Previous First Name50

Other/Previous Name: Middle.....51

Other/Previous Name: Last.....52

Preferred First Name.....53

Preferred Middle Name 54

Preferred Last Name 56

Social Security Number 57

Social Security Number/Taxpayer Identification Number 61

Social Security Number Type 64

Social Security Number: None 66

Social Security Number: Other Exception 68

Date of Birth 69

Mailing Address: Street 72

Mailing Address: City 73

Mailing Address: State 74

Mailing Address: Non-USA Province 74

Mailing Address: Postal Code 76

Mailing Address: Country 77

Mailing Address: Same as Permanent 78

Mailing Address outside U.S. 79

No Mailing Address - Homeless 80

No Permanent Address Homeless 81

Permanent Address: Street1 and Street2 83

Permanent Address: City 84

Permanent Address: State 85

Permanent Address: Non-U.S. State/Province 86

Permanent Address: ZIP Code or Postal Code 87

Permanent Address: Country 88

Main Phone Number 89

Main Phone: Extension 89

Main Phone: Text Permission 90

Second Phone Number 91

Second Phone: Extension 92

Second Phone: Text Permission 93

Main Phone: International 93

Second Phone: International 94

Email Address 95

Demographic Information **97**

Gender 97

Transgender 99

Sexual Orientation 101

Dependent of Parent/Guardian 104

Parent/Guardian Name: First106

Parent/Guardian Name: Last.....107

Parent/Guardian Relationship108

Parent/Guardian Education Level.....109

Parent/Guardian 2 Education Level.....111

Parent/Guardian Education Level: MIS.....113

Race/Ethnicity114

Hispanic/Latino.....116

Race Group.....117

Race & Ethnicity Full120

Education **127**

Enrollment Status.....127

High School Education Level128

High School Completion Date130

Higher Education Level (College)132

Higher Education Completion Date133

Highest Education Level.....135

Graduated From California High School135

Attended California High School for Three Years.....136

High School Attendance.....138

High School Not Listed139

Last High School Attended: Country140

Last High School Attended: State.....142

Last High School Attended: City.....142

Last High School Attended: CDS Code.....144

Last High School Attended: Full CDS Code.....145

Last High School Attended: CEEB Code.....147

High School Transcript Information Section **148**

Completed Eleventh Grade149

Grade Point Average.....149

Highest English Course Completed151

Highest English Course Completed Grade152

Highest Math Course Completed.....154

Highest Math Course Completed Grade.....156

Highest Math Course Passed158

Highest Math Course Passed Grade160

Colleges Attended Section **163**

- Sorting Colleges Attended163
- Number of Colleges Attended.....163
- College Expelled Summary.....166
- College/University {1-4}: Country167
- College/University {1-4}: State.....168
- College/University {1-4}: Name169
- College/University {1-4}: City.....170
- College/University {1-4}: CDS Code.....172
- College/University {1-4}: CEEB Code.....173
- College/University {1-4}: Date From.....174
- College/University {1-4}: Date To175
- College/University {1-4}: College Expelled Status.....176
- College/University {1-4}: Degree Type.....177
- College/University {1-4}: Degree Date.....179
- College/University {1-4}: College Not Listed.....180
- Citizenship/Military..... 182**
- Citizenship Status.....182
- Alien Registration Number.....183
- Visa Type.....184
- No Documents.....185
- Visa/Alien Registration Issue Date.....186
- Visa/Alien Registration Expiration Date188
- Visa/Alien Registration: No Expiration Date.....189
- Military Status.....190
- Military Discharge Date.....192
- Military Discharge Type.....194
- State of Legal Residence (Military).....195
- Military Home State.....197
- Military Home Country198
- Military: Stationed in California.....199
- Military: Stationed in California for Educational Purposes.....200
- Military: Stationed in California Education Start Date202
- Military: Stationed in California Education End Date203
- Residency 204**
- California Resident for Two Years.....204
- Date Current Stay in California Began205
- Not Yet Arrived in California206

State College Employee207

Public School Employee.....208

Seasonal Agricultural Worker210

Homeless Youth211

Foster Youth in California212

Foster Youth Status.....213

Foster Youth Priority216

Foster Youth MIS.....217

Declared Residency Outside California for Taxes218

Declared Residency Outside California for Taxes Year219

Registered to Vote Outside California221

Registered to Vote Outside California: Year223

Residence for College Outside California224

Residence for College Outside California: Year.....226

Lawsuit Outside California227

Lawsuit Outside California: Year.....229

Residency Status230

Residency Status Change231

Previous Residency Date.....232

Residency Integrity Flags233

Ineligible for Admission Flag.....233

Eligible for AB540 Waiver234

Financial Aid Referral Flag.....235

Needs & Interests **236**

Summary Table of Needs & Interests Values.....236

Comfortable With English237

Financial Aid Information238

Receiving TANF, SSI, General Assistance238

Athletic Interest: Intercollegiate239

Athletic Interest: Intramural.....240

Athletic Interest: No.....241

Academic Counseling/Advising.....242

Basic Skills243

CalWorks.....244

Career Planning.....245

Child Care.....245

Counseling - Personal.....246

Disabled Student Programs and Services (DSPS).....247

<i>Extended Opportunity Programs and Services (EOPS)</i>	248
<i>English as a Second Language (ESL)</i>	248
<i>Health Services</i>	249
<i>Housing Information</i>	250
<i>Employment Assistance</i>	251
<i>Online Classes</i>	251
<i>Re-Entry Program (After 5 Years Out)</i>	252
<i>Scholarship Information</i>	253
<i>Student Government</i>	254
<i>Testing, Assessment, Orientation</i>	254
<i>Transfer Information</i>	255
<i>Tutoring Services</i>	256
<i>Veterans Services</i>	257
Consent	258
Submission	261
<i>IP Address</i>	261
<i>Language Flag</i>	262
<i>Supplemental Questions Page Code (Note Used)</i>	262
<i>E-Signature Confirmation</i>	263
<i>Financial Aid Acknowledgement</i>	264
<i>Application Confirmation Number</i>	265
<i>Submission Timestamp</i>	266
<i>Fraud Score</i>	267
<i>Fraud Status</i>	267
<i>Non-Credit Status</i>	268
Appendix A: Submission Calculation Logic & Residency Algorithm	270
Overview of Submission Calculations	270
<i>Residency Algorithm (Preliminary Residency Calculation)</i>	271
Areas of Residency Qualification	271
Area Criteria	271
<i>Outlines of Residency Area Criteria</i>	273
Table A: Outline of Area A (Citizenship)	273
Table B: Outline of Area B (Stay and Intent)	273
Table C: Outline of Area C (Military Exemption).....	275
Table D: Outline of Area D (Other Exemptions).....	276
Table E: Residency Integrity Flags	277
Residency Algorithm Flow Charts	279
Residency Status Calculation	283
Preliminary Residency Status Determination	283
Residency Status Change Information	283

Table F: Visa Types285

Appendix B: Financial Aid Algorithm 293

AB540 Notification to Students293

Financial Aid Referral Flag: Identifying Students for Financial Assistance293

Appendix C: AB540 Waiver Algorithm 294

Non-Immigrant Visa Types (Table No Longer Used).....294

Appendix D: Ineligibility Flag and Highest Education Level 296

Ineligibility Flag296

Highest Education Level.....296

Appendix E: Table of Downloadable Fields 297

2019 Change Log 322

Overview

This data dictionary describes the data elements for the CCCApply Standard application. Data elements are defined in the order in which they appear to the applicant, with hidden data elements presented where logically appropriate. Data element specifications include:

- Data names and descriptions
- Last revision date for data elements
- MIS data correlation Data types, formats, and lengths
- Data characteristics (downloadable, system-generated, hidden, etc.)
- Input rules, validation checks, and error messages
- Usage, constraints, and notes
- Online prompts and data entry methods
- Online help
- Valid values and labels
- Spanish text where provided by CCCApply-en-Español (Spanish Application)
- Data elements that can be included in application downloads are summarized in Appendix F.

Data Formats

Each data value is stored in the database in the format described in this data specification. The stored value format is the default for downloading, but an alternate format for download can be specified by the user through the Download Client format file. See the CCCApply Download Client guide for details.

Format of Data Element Tables

Information about each data element is presented in a table with the following layout and contents:

Data Element Descriptor: Data Element	The CCCApply database table and data element, in format 'table: element'.
Description:	A description of what the data element represents.
Format, Length:	The format (data type) and length of the data element.
Values:	Possible values that the data element can have. When presented in the format 'X = Description', X is the stored (and downloadable) value, and the description is the meaning of the value. For menus, reports, and displays, the description (perhaps edited) is used.
Allows Null:	Whether the data element can be null in a submitted application.

Default:	The data element's default value, if any; most CCCApply values do not have a default. Usage: Information about how the data element is used.
Usage:	
Notes:	Additional information, comments, and/or question about the data element.
Xap Field:	The name of the equivalent data element in the Xap CCCApply system (if available).
Revision Log:	Information about changes made to this table.

Data Downloading

Application data will be available to colleges for downloading. For the benefit of Xap CCCApply users, the formats of downloadable data should correspond to the formats in the Xap system where possible. Where data correlates to CCCC MIS data elements, reported by colleges to the Chancellor's Office in a pre-defined format, the downloadable data must be in the MIS format.

In Progress Data

The in-progress applications are stored in a normalized database. The tables in this document represent the data as it is stored in this database. When an application is submitted, the data is copied to another database into two tables that are used for downloads and reporting.

Downloading and Reporting Data

The download and reporting tables are the submitted_application and submitted_question_response tables. The submitted_application table consists of all of the application data in a single flat row. The submitted_question_response table represents a flat version of the answers to the supplemental questions. The content of both of these tables is available for downloading and reporting and is documented in the CCCApply Online User Guide, a link to which can be found on the CCCApply Project site: <http://www.cccapplyproject.org/documents>.

Changes to Data Elements

The data elements in this Data Dictionary are subject to change during the implementation of annual updates and at other times. Fields may be added or deprecated. Also, field values may be added, modified, or deprecated. All changes are documented in the Change Log.

Accessibility


The OpenCCC account creation and CCCApply college application platforms underwent web accessibility evaluations in 2015 and now include greater support for potential students with disabilities registering and applying to colleges. The initial focus and remediation efforts addressed specific accessibility issues and resulted in improved keyboard and various assistive technology interactions.



Note: Assistive technologies include screen-readers, speech input, screen-magnification, etc.)

Accessibility evaluations and development will continue for both platforms with a goal of meeting the Web Content Accessibility Guidelines 2.0, Level AA (WCAG 2.0, AA).

Overview of Remediated Issues

- **Images:** Informational/context images now include descriptive text to improve user experience. Visual-design images have been modified so they do not speak incorrect information when encountered by screen-reader applications.
- **Form/Field Labels:** All form fields were modified as needed and associated with their corresponding on-screen text question. When using assistive technology and focus is set to a form field, the appropriate text question will be communicated back to the applicant.
- **English Hover Help Text:** Hover help text was not supported reliably by assistive technologies and removed from form fields in which it is no longer relevant (specifically, Yes/No radio buttons, check boxes, and drop down menus). Hover Help was retained for text input fields and is usable from the keyboard as well as read by assistive technologies in addition to the on-screen text labels.
 -  **Note:** Spanish hover help remains in place to meet language translation needs.
- **Error and Explanatory Dialog Windows:** Pop-up windows that require user interaction have been modified to support assistive technologies and, when closed, return the individual back to the original location on the web page. If the dialog/pop-up window is due to an input error, focus is returned to the form field that is not correct to assist keyboard, screen-reader, or screen-magnification solution users.
- **Color Contrast:** Color contrast was modified to meet the WCAG 2.0, AA criteria contrast requirements. Changes do not affect the color palettes for a college's logo or branding, but do affect buttons, hyperlinks, and other application process elements. Color contrast will be reviewed continually as the design and appearance of the OpenCCC and CCCApply platforms evolve.
- **Accessibility Web Page:** The OpenCCC Account Creation and CCCApply Application both a web page link providing accessibility information in the page footer. The OpenCCC accessibility page is public facing whereas the CCCApply accessibility page requires authentication prior to viewing. The accessibility web page includes information specific to website accessibility, including common keyboard commands for web browsers and contact information for reporting an accessibility issue. Contact information on the web page includes accessibility reporting options: e-mail address, phone, TTY, and physical campus address.

Automatic Field Population

There are two ways fields auto-populate in the CCCApply application:


- OpenCCC Account data that auto-populates every CCCApply Standard application applicants create
- Conditional field population of second and subsequent applications (the applicant opts-in to copy previous application data)

OpenCCC Account Data Population

The following fields always auto-populate in the applicant's CCCApply Standard application based on the data entered in their OpenCCC Account.

- CCCID
- Last Name


- First Name
- Middle Name
- Previous First Name
- Previous Middle Name
- Previous Last Name
- Preferred First Name
- Preferred Middle Name
- Preferred Last Name
- SSN
- SSN Last 4 digits
- SSN Type
- No SSN
- SSN Exception
- Email Address
- Date of Birth
- Mainphone, extension and authorization for text
- Second phone, extension and authorization for text
- Street address 1 and 2
- City
- State
- Postal code
- Non US Province/State
- Non US Postal Code
- Country

 **Note:** The *Current Mailing Address* fields can be populated from the user's OpenCCC Account *Permanent Address* fields by selecting the check box that indicates the addresses are the same.

US Address verification US addresses are validated using the **CASS** (U.S. Postal Service) address validation system. This includes the addresses entered in the OpenCCC Account Creation process.


Previous Application Field Auto-population

When applicants have previously completed/submitted a CCCApply application, each time they begin a new application they can choose to copy the previous application's information into the current one.

 **Note:** Previous application data cannot be used for auto-population in the following cases:

- the last most recent application is over two years old from the current date
- the last and only application was left in-progress and was never submitted

Each new, subsequent application prompts the applicant to opt in or opt out of field auto population *My Applications* page. The last college applied to and the date of application also display.



My Applications Cambiar A Español
 Ethel Ealanor Egghead III | [Edit My OpenCCC Account](#)

Your last application was submitted to college on 12/02/2015

Yes No To save time, would you like to copy this information into your new application?


Note: Fields left blank are to be filled in by you to determine your Residency status.

[Start A New Application](#)

The *Yes* radio button is selected by default, but the applicant can select the *No* radio button to opt out of auto-field population.

By selecting the *Yes* radio button on the *My Applications* page the applicant opts-in to auto-field population and will see the following functionality:

- After the applicant selects either *Yes* or *No* and begins an application, they cannot go back and change that selection
- The applicant can choose to change/edit any of the auto-populated fields if they selected *Yes* for auto population
- Auto-populated fields in the new application display the most recent, previous application responses, and appear with blue highlighting
- The following types of fields are not auto-populated when the applicant opts in to auto population:
- Residency determination-related fields
- Supplemental questions
- AB620 data
- When the applicant either tabs past the auto-populated field or edits or clicks the **Save** or **Continue** button, the auto-populated values are treated as "verified" by the system and the blue highlighting no longer displays.

 **Note:** If the applicant tabs past a field, then navigates back to a different tab in the application without clicking **Save** first, when they return to that tab the blue highlighting will display again for the auto populated field that was tabbed past. When you save the application and resume it later, auto-populated questions you have not verified yet continue to display the blue highlighting.

The following list of fields by tab in the Standard application indicate which fields do/do not auto-populate in the applicant's CCCApply Standard application when they opt-in (choose *Yes*) to field auto population.

Tab	Fields that do/don't auto-populate
Enrollment Information tab	No fields on this page auto-populate values
Account/Mailing Tab	All the Current Mailing Address fields on this page auto-populate values
Education tab	These fields do not auto-populate (all other fields do): <ul style="list-style-type: none"> • College Enrollment Status • High School Education field group

Citizenship/Military tab	<p>These fields do not auto-populate:</p> <ul style="list-style-type: none"> • Citizenship Status • U.S. Military/Dependent of Military field group
Residency tab	No fields on this page auto-populate values
Needs & Interests tab	All fields on this tab auto-populate values
Demographic Information tab	<p>These fields don't auto-populate (all other fields do):</p> <ul style="list-style-type: none"> • Sexual Orientation field • Transgender field
Submission tab	No fields on this page auto-populate values

System Values

The tables in this section represent system values that are not populated based on any field entry in the CCCApply standard application, but are configured to auto populate the database for each application for your college. System Variables System variables are fields generated by the system

Supplemental Questions Table

The Supplemental Questions page allows an individual college to add its own questions to the application. A college may choose whether or not to employ a Supplemental Questions page.

Survey Table


The Survey table contains the information entered in the Application Survey form, which is presented to students after they submit an application.

Note: Information in the Survey table is not supported at this time, nor available for download.

Application ID

Data Element:	app_id
Description:	The unique identifier for a single application to college.
Format, Length:	bigint
Values:	Unique number assigned by the system for every application.
Allows Null:	No
Default:	None
Usage:	Used to uniquely identify a single application.
Notes:	
Xap Field:	

California Community College ID

<i>Data Element:</i>	ccc_id
<i>Description:</i>	<p>The unique identifier for a single user's account. This identifier is assigned during account creation in OpenCCC. This field is passed as part of a submitted application to each college and is stored in the college Student Information System (SIS). This field can be used for student authentication when a student signs in at a college. It can be passed as an attribute to student Statewide services so the service can verify the student has an OpenCCC account and perform automatic sign in. This field will also be passed as an MIS field.</p> <p>The user's unique CCCID for Federated Identity.</p>
<i>Format, Length:</i>	Character varying(8)
<i>Values:</i>	<p>The format of the ccc_id is:</p> <p>Positions 1 - 3: AAA thru ZZZ (Sequentially assigned beginning with AAA)</p> <p>Positions 4 – 7: 0001 thru 9999 (Sequentially assigned beginning with 0001 for each value in positions 1-3)</p> <p>Position 8: For future expansion if all values become exhausted.</p> <p> Note: In positions 1-3, "I" and "O" are not used to avoid confusion with "0" and "1".</p>
<i>Allows Null:</i>	No. This is a system assigned field and is not entered by the user.
<i>Default:</i>	System assigned.
<i>Usage:</i>	<p>Used to uniquely identify an OpenCCC user account. This account can be used to apply to any participating college in the new CCCApply. It is also used for any additional student statewide services which use the ccc_id for authentication.</p> <p>Stored for use in Federated ID.</p> <p>Other possible uses TBD.</p>
<i>Notes/Constraints:</i>	<p>System-generated unique identifier.</p> <p>System will support expansion of CCCID to 8 characters (XXXXNNNN).</p> <p>Populates the CCCApply Standard and International applications and the BOG Fee Waiver applications from the applicant's OpenCCC Account.</p>
<i>Prompt Text:</i>	<p>None</p> <p>After account creation, the CCCID displays next to the logged-in user's name for the OpenCCC Account, CCCApply Standard application, CCCApply International application, and BOG Fee Waiver application.</p>
<i>Xap Field:</i>	N/A
<i>Revision Log:</i>	~~

Download Status

Data Element:	status
Description:	The download status of an application.
Format, Length:	Character (1)
Values:	I = Initial (when application is initially inserted into submitted_application table), D=Downloaded (application has been downloaded to the college)
Allows Null:	No
Default:	None
Usage:	This field is relevant only to the submitted_application table.
Notes:	
Xap Field:	
Revision Log:	~~

College ID

Data Element:	college_id
Description:	The system's identifier for a particular California Community College.
Format, Length:	bpchar, 3
Values:	3-digit code
Allows Null:	No
Default:	None
Usage:	Identifies a particular college based on the system's table of college ID codes. System field: Required and non-configurable.
Notes:	College table.

Xap Field:	
Revision Log:	~~

College Name

Data Element:	college_name
Description:	Name of college student is applying to.
Format, Length:	varchar, 50
Values:	Text string
Allows Null:	No
Default:	None
Usage:	Displayed in many places in the online application process.
Notes:	College table. Required and customizable.
Xap Field:	
Revision Log:	~~

College Address: Street

Data Element:	streetaddress1, streetaddress2
Description:	Street address for the college, in two lines.
Format, Length:	Each: varchar, 50
Values:	Text strings
Allows Null:	streetaddress1 – No - streetaddress2 - Yes
Default:	None

Usage:	Displayed on Application Confirmation page. This field can be customized in the Administrator to appear in the CCCApply application. Values are configured on the College tab in the Administrator and stored in the College table. Required.
Notes:	College table.
Xap Field:	
Revision Log:	~~

College Address: City

Data Element:	city
Description:	City portion of college's address
Format, Length:	varchar, 50
Values:	Text string
Allows Null:	No
Default:	None
Usage:	Displayed on Application Confirmation page. Required and customizable.
Notes:	State is always 'CA' when address is displayed. College table.
Xap Field:	
Revision Log:	~~

College Address: Zip Code

Data Element:	postalcode
Description:	ZIP Code portion of college's address
Format, Length:	varchar, 10
Values:	Text string, 5 or 10 characters

Allows Null:	No
Default:	None
Usage:	Displayed on Application Confirmation page. Required and customizable.
Notes:	College table.
Xap Field:	
Revision Log:	~~

College Website URL

Data Element:	url
Description:	URL for college's website
Format, Length:	varchar, 50
Values:	Text string
Allows Null:	No
Default:	None
Usage:	Displayed on Application Confirmation page; used in hyperlinks to college website
Notes:	<p>Current schema shows 'null' allowed, but this should be a required data element; there should be no colleges without URLs.</p> <p>This field can be customized in the Administrator to appear in the CCCApply application.</p> <p>Values are configured on the College tab in the Administrator and stored in the College table. Required.</p>
Xap Field:	
Revision Log:	~~

College Phone Number

Data Element:	phone_adm
Description:	Phone number for college's Admission Office

Format, Length:	varchar, 14
Values:	Text string
Allows Null:	No
Default:	None
Usage:	<p>Displayed on Application Confirmation page.</p> <p>This field can be customized in the Administrator to appear in the CCCApply application.</p> <p>Values are configured on the College tab in the Administrator and stored in the College table. Not required.</p>
Notes:	College table.
Xap Field:	
Revision Log:	~~

College Email

Data Element:	email_adm
Description:	Email address for college's Admission office
Format, Length:	varchar, 50
Values:	Text string
Allows Null:	No
Default:	None
Usage:	Displayed on Application Confirmation page
Notes:	<p>College table.</p> <p>This field can be customized in the Administrator to appear in the CCCApply application.</p> <p>Values are configured on the College tab in the Administrator and stored in the College table. Not required.</p>
Xap Field:	

Revision Log:	~~
---------------	----

College District

Data Element:	district_id
Description:	An id code linking the college to a District table
Format, Length:	bpchar, 3
Values:	3-digit code
Allows Null:	Yes
Default:	None
Usage:	Links college to information about the district it is in.
Notes:	Current schema shows 'null' not allowed. College table.
Xap Field:	
Revision Log:	~~

College Redirect URL

Data Element:	redirect_url
Description:	<p>The URL the college wants the student's browser to open a new tab for and navigate to upon application submission (Sign Out & Finish button).</p> <p>Note: This field is not fully supported and is only available upon special request/permission basis by contacting CCCApply Product Manager (pdonohue@ccctechcenter.org)</p>
Format, Length:	Varchar
Values:	Valid web site URL.
Allows Null:	Yes
Default:	Null

Usage:	Sends student's web browser focus to a college-specific URL upon application submission to encourage a more seamless experience.
Notes:	College table.
Xap Field:	
Revision Log:	~~

College District ID

Data Element:	district_id
Description:	The system's identifier for a particular CCC District.
Format, Length:	bpchar, 3
Values:	3-digit code
Allows Null:	No
Default:	None
Usage:	Identifies a particular CCC District based on the system's table of district ID codes. System field: required and non-configurable.
Notes:	District table.
Xap Field:	
Revision Log:	~~

Cryptokeyid

Data Name:	cryptokeyid
Description:	RESERVED
Last Revision:	

Format, Length:	integer
Error Checking:	
Storage/Usage:	
Notes/Constraints:	
Prompt Text:	
Hover Help:	
Pop-Up Help:	
Values - Labels:	

District Name

Data Element:	district_name
Description:	Name of district
Format, Length:	varchar, 50
Values:	Text string
Allows Null:	No
Default:	None
Usage:	Used to identify the college district by the Help Desk for student support and account recovery. Required and customizable.
Notes:	District table.
Xap Field:	
Revision Log:	~~

District Address: Street

Data Element:	streetaddress1, streetaddress2
Description:	Street address for the district, in two lines.
Format, Length:	Each: varchar, 50
Values:	Text strings
Allows Null:	streetaddress1 – No, streetaddress2 - Yes
Default:	None
Usage:	This field can be customized in the Administrator to appear in the CCCApply application. Values are configured on the District tab in the Administrator and stored in the District table. Required and customizable.
Notes:	District table.
Xap Field:	
Revision Log:	~~

District Address: City

Data Element:	city
Description:	City portion of district's address
Format, Length:	varchar, 50
Values:	Text string
Allows Null:	No
Default:	None
Usage:	Currently no use is defined. Required and customizable.
Notes:	State is always 'CA'. District table.
Xap Field:	
Revision Log:	~~

District Address: Zip Code

Data Element:	postalcode
Description:	ZIP Code portion of district's address
Format, Length:	varchar, 10
Values:	Text string, 5 or 10 characters
Allows Null:	No
Default:	None
Usage:	Required and customizable.
Notes:	District table.
Xap Field:	
Revision Log:	~~

District Website URL

Data Element:	url
Description:	URL for district's website
Format, Length:	varchar, 50
Values:	Text string
Allows Null:	Yes
Default:	None
Usage:	This field can be customized in the Administrator to appear in the CCCApply application. Values are configured on the District tab in the Administrator and stored in the District table. Required and customizable.
Notes:	District table.

Xap Field:	
Revision Log:	~~

District Phone Number

Data Element:	phone_adm
Description:	Phone number for district
Format, Length:	varchar, 14
Values:	Text string
Allows Null:	No
Default:	None
Usage:	This field can be customized in the Administrator to appear in the CCCApply application. Values are configured on the District tab in the Administrator and stored in the District table. Required and customizable.
Notes:	District table.
Xap Field:	
Revision Log:	~~

Campaign Fields

Data Element:	campaign1, campaign2, campaign3
Description:	The campaign name that the college designated in the URL link to the OpenCCC Apply Standard application to indicate the source of the student's application. Up to three campaigns may be stored in the database.

Format, Length:	varchar, 255
Values:	Text string; supported characters: a-z, A-Z, 0-9, -, _, ., ~ and %
Allows Null:	No
Default:	None
Usage:	Provides a name that colleges can download and report on as a measure of a campaign's success.
Notes:	<p>Application table.</p> <p>In order to implement the campaign feature, when you create your URL for students to link to the CCCApply application you must add the extra parameter of &user1=x (where x = the name of your campaign) on to the end of the URL link. You can do this for up to three parameters, using &user1=x&user2=y and &user3=z (where x, y and z = the names of other unique campaigns). For example, the format for implementing a URL for three campaigns would look like this: http://www.google.com</p> <p>https://www.opencccapply.net/cccaply-welcome?cccMisCode=231&user1=x&user2=y&user3=z</p> <p>An example of the practical implementation of this format is:</p> <p>https://www.opencccapply.net/cccaply-welcome?cccMisCode=231&user1=collegeIntroPage&user2=advertOnGoogle&user3=advertOnGoodMorningAmeric</p>
Xap Field:	
Revision Log:	~~

Survey: Experience

Data Element:	experience
Description:	Applicant's response to rating their experience in applying to the college, responding to the question: "How would you rate your experience applying to this college using the online application?"
Format, Length:	integer, 1
Values:	1 = Very Satisfied

	2 = Satisfied 3 = Neutral 4 = Dissatisfied 5 = Very Dissatisfied
Allows Null:	No
Default:	None
Usage:	
Notes:	Survey table.
Xap Field:	
Revision Log:	~~

Survey: Recommend

Data Element:	recommend
Description:	Applicant's response to whether or not they would recommend the application process to a friend, responding to the survey question: "Would you recommend this online application process to other students?"
Format, Length:	integer, 1
Values:	1 = yes 2 = no
Allows Null:	No
Default:	None
Usage:	
Notes:	Survey table.
Xap Field:	

Revision Log:	~~
---------------	----

Survey: Comments

Data Element:	comments
Description:	Applicant's response to the survey field: "Please share any comments you would like to make about this online application."
Format, Length:	Text
Values:	Freeform text.
Allows Null:	No
Default:	None
Usage:	
Notes:	Survey table.
Xap Field:	
Revision Log:	~~

Enrollment Information

The tables in this section show the fields that are populated from the Enrollment Information tab of the CCCApply Standard application.

Term ID

Data Element:	term_id
Description:	The system's identifier for a particular term.
Format, Length:	bigint, 5
Values:	5-digit code
Allows Null:	No
Default:	None
Usage:	This is a system-generated Identifier for a particular term.
Notes:	College input via the Administrator. Term ID should not be edited or deleted once it is made available to students. Not recommended for download.
Revision Log:	~~
Data Element:	Application: term_id (term_id is the key for a specific term, providing the link to term code, description, start date, etc.) Term table

Term Code

Data Element:	term_code
Description:	The college's code for the term
Format, Length:	varchar, 15
Values:	Text string
Allows Null:	No
Default:	None
Usage:	Typically, this will be what a college will want to download as an identifier for the term applied for.
Notes:	College input via the Administrator. Term code should not be edited or deleted once it is made available to students. Term table.
Revision Log:	~~

Term Description

Data Element:	term_description
Description:	This is the description of the Term that appears to the user in the "Term Applying For" menu in the CCCApply application.
Format, Length:	varchar, 100
Values:	Text string
Allows Null:	No
Default:	None
Usage:	Appears in menu for Term Applied For if term is open
Notes:	College input via the Administrator. Term table.

Question Text:	Term Applying For [menu]
Conditions:	Always
Additional Text:	None
Response Options:	Menu consisting of 'description' fields for all open terms in the college's Term Table except any terms for which this account has already submitted an application.
Pop-Up Help:	None
Field Error Check:	None
Page Error Check:	Required user response; else error message, "You must select the Term you are applying for."
Notes:	Never auto populates.

Term Open Date

Data Element:	date_open
Description:	Date when a user can begin an application for this term and the date when the term appears in the "Term Applying For" menu in the CCCApply application.
Format, Length:	date, 13
Values:	Date input by (or provided by) the college
Allows Null:	No
Default:	None
Usage:	For a term to appear in the Term Applying For menu, the current date must be between 'term: date_open' and 'term: date_close' (inclusive).
Notes:	College input via the Terms tab in the Administrator. Term table.
Revision Log:	~~

Term Close Date

Data Element:	date_close
---------------	------------

Description:	Date when the college-defined term no longer appears in the “Term Applying For” menu. The last day a user can begin or submit an application for this term.
Format, Length:	date, 13
Values:	Date input by (or provided by) the college
Allows Null:	No
Default:	None
Usage:	For a term to appear in the Term Applying For menu, the current date must be between ‘term: date_open’ and ‘term: date_close’ (inclusive). For an application to be submitted, the current date cannot be after ‘term: date_close’ for the Term Applying For.
Notes:	College input via the Terms tab in the Administrator. Term table.
Revision Log:	~~

CAP Term ID

Data Element:	cap_term_id
Description:	System-generated identifier for shared CCC Administrator Term ID. NOTE: This field is NOT related to the CCCApply Term ID.
Format, Length:	bigint
Values:	
Allows Null:	
Default:	
Usage:	
Notes:	This is a system-generated identifier. Not recommended for download.

Major ID

Data Element:	major_id
Description:	The system's identifier code for a particular major.
Format, Length:	bpchar, 5
Values:	5-digit code
Allows Null:	No
Default:	None
Usage:	This is a system-generated ID for a particular major.
Notes:	Major table. Not recommended for download.
Data Element:	application: major_id

Major Code

Data Element:	major_code
Description:	The college's code for the major
Format, Length:	varchar, 30
Values:	Text string
Allows Null:	No
Default:	None
Usage:	Typically, this will be what a college will want to download as an identifier for the major.
Notes:	Major table.

Major Description

Data Element:	major_description
Description:	The college's description for a particular major. This is what appears to the applicant in the "Intended Major or Program of Study".
Format, Length:	varchar, 100
Values:	Text string
Allows Null:	No
Default:	None
Usage:	Appears in menu for <i>Intended Major or Program of Study</i> if major is open.
Notes:	Major table.
Revision Log:	3.31.17
Question Text:	Intended Major or Program of Study [menu]
Conditions:	<p>The major dropdown list is disabled until the term has been selected. The major dropdown should be populated based on the term selected using the following logic. Note: If the term is changed, the major list should be refreshed based on the new term and the user is required to select their major again.</p> <p>If term.date_start >= major.date_start or If major.date_end null display the major in the major list, Then display the major in the major list;</p> <p>If term.date_start <= major.date_end; Else, Do not display the major in the major list</p>
Additional Text:	
Response Options:	Menu consisting of 'description' fields for all active majors in the college's Major Table.
Pop-Up Help:	None
Field Error Check:	None
Page Error Check:	Required user response; else error message, "You must select your Intended Major or Program of Study."
Notes:	major_id is the key for a specific major, providing the link to major code, description, start date, etc.

Major Start Date

Data Element:	date_start
---------------	------------

Description:	Date when this major will be available for selection by an applicant.
Format, Length:	date, 13
Values:	Date input by (or provided by) the college
Allows Null:	No
Default:	Date when this major is added to Major Table
Usage:	For a Major to appear in the Intended Major menu, the current date must be between 'major:date_start' and 'major: date_end' (inclusive).
Notes:	Xap CCCApply does not support a Major Start Date. Major table.
Revision Log:	~~

Major End Date

Data Element:	date_end
Description:	Date after which this major will not be available for selection by an applicant.
Format, Length:	date, 13
Values:	Date input by (or provided by) the college
Allows Null:	No
Default:	Some future date that is effectively not an end date: e.g., 1/1/2099
Usage:	For a Major to appear in the Intended Major menu, the current date must be between 'major: date_start' and 'major: date_end' (inclusive).
Notes:	Xap CCCApply does not support a Major End Date. Major table.
Revision Log:	~~

CAP Major ID

Data Element:	cap_major_id
Description:	System-generated identification number. NOTE: This is NOT related to the CCCApply Major ID.
Format, Length:	bigint
Values:	
Allows Null:	
Default:	
Usage:	
Notes:	Not recommended for download.
Revision Log:	~~

Major Category

Data Element:	major_category
Description:	Optional college-defined category name used to filter the display of majors in the CCCApply Standard & International applications.
Format, Length:	character varying, 100
Values:	Custom defined by the college
Allows Null:	Yes
Default:	
Usage:	
Notes:	Using this field is optional. Major categories can be added, edited or removed by the college to filter or group their list of majors that appear in the CCCApply applications. Major categories are customized by each college. For implementation support, please see the CCCApply Administrator 2.0 User Guide.

CIP Code

Data Element:	cip_code
Description:	Optional field that can be populated by the college in the CCCApply Administrator to identify the major's CIP code.
Format, Length:	character, 6
Values:	
Allows Null:	Yes
Default:	
Usage:	
Notes:	Currently, this field is not required. May be used to identify CIP code. Major table. College can populate this field in the Administrator. For implementation support, please see the CCCApply Administrator 2.0 User Guide.

TOP Code

Data Element:	top_code
Description:	TOP Code from Chancellor's office.
Format, Length:	Character(6)
Values:	From CO
Allows Null:	Yes
Default:	
Usage:	
Notes:	Currently, this field is not required. May be used to identify CCCCO TOP code. Major table. For implementation support, please see the CCCApply Administrator 2.0 User Guide.

Program Control Number

Data Element:	program_control_number
---------------	------------------------

Description:	Unique code for every major from Chancellor's office.
Format, Length:	Character(5)
Values:	From CO
Allows Null:	Yes
Default:	
Usage:	
Notes:	Currently, this field is not required. May be used to identify CCCCO Program Control Number. Major table. For implementation support, please see the CCCApply Administrator 2.0 User Guide.

Award Type

Data Element:	award_type awardType																											
Description:	Optional description referencing the Award Type of your custom major or program of study.																											
Format, Length:	Character(1)																											
Values:	<p>Award type values that appear in the Award Type [menu]:</p> <table border="1"> <thead> <tr> <th>Char(1)</th> <th>Value</th> <th>Description</th> </tr> </thead> <tbody> <tr> <td>1</td> <td>= AA_degree</td> <td>Associate of Arts degree</td> </tr> <tr> <td>2</td> <td>= AS_degree</td> <td>Associate of Science degree</td> </tr> <tr> <td>3</td> <td>= Certificate</td> <td>Certificate of Study</td> </tr> <tr> <td>4</td> <td>= Other</td> <td>None / Other Award Type</td> </tr> <tr> <td>5</td> <td>= AA-T_degree</td> <td>Associate of Arts degree for Transfer</td> </tr> <tr> <td>6</td> <td>= AS-T_degree</td> <td>Associate of Science degree for Transfer</td> </tr> <tr> <td>Y</td> <td>= BA_degree</td> <td>Baccalaureate of Arts (BA) degree</td> </tr> <tr> <td>Z</td> <td>= BS_degree</td> <td>Baccalaureate of Science (BS) degree</td> </tr> </tbody> </table>	Char(1)	Value	Description	1	= AA_degree	Associate of Arts degree	2	= AS_degree	Associate of Science degree	3	= Certificate	Certificate of Study	4	= Other	None / Other Award Type	5	= AA-T_degree	Associate of Arts degree for Transfer	6	= AS-T_degree	Associate of Science degree for Transfer	Y	= BA_degree	Baccalaureate of Arts (BA) degree	Z	= BS_degree	Baccalaureate of Science (BS) degree
Char(1)	Value	Description																										
1	= AA_degree	Associate of Arts degree																										
2	= AS_degree	Associate of Science degree																										
3	= Certificate	Certificate of Study																										
4	= Other	None / Other Award Type																										
5	= AA-T_degree	Associate of Arts degree for Transfer																										
6	= AS-T_degree	Associate of Science degree for Transfer																										
Y	= BA_degree	Baccalaureate of Arts (BA) degree																										
Z	= BS_degree	Baccalaureate of Science (BS) degree																										
Allows Null:	NO																											

Default:	
Usage:	AA=1 ; AS=2; AA-T=5; AS-T=6: Certificate=3; Other=4
Notes:	Major table. The value being stored is a number, it's really just a single character. NOTE: BA degrees were omitted from Admin 2.0 in error. This will be rectified in a future release.
Revision Log:	2018 – With the Admin 2.0 upgrade, this field is now required to be populated in the Majors table in the CCCApply Administrator; however, these values do not display in the application to the user. This is a bug that will be rectified in the 6.5.0 release (March 2019). 2017- SPO2 has been updated to allow for reporting of Baccalaureate degrees. (SB805)

Educational Goal

Data Element:	edu_goal
Description:	Applicant's answer to Educational Goal
Format, Length:	bpchar, 1
Values:	<p>A - Obtain an associate degree and transfer to a 4-year institution</p> <p>B - Transfer to a 4-year institution without an associate degree</p> <p>C - Obtain a 2-year associate degree without transfer</p> <p>D - Obtain a 2-year technical degree without transfer (No longer in use. MIS SS01)</p> <p>E - Earn a career technical certificate without transfer</p> <p>F - Discover/Formulate career interests, plans, goals</p> <p>G - Prepare for a new career (acquire job skills)</p> <p>H - Advance in current job/career (update job skills)</p> <p>I - Maintain certificate or license</p> <p>J - Educational development</p> <p>K - Improve basic skills</p> <p>L - Complete credits for high school diploma or GED</p> <p>M - Undecided on goal</p> <p>N - To move from noncredit coursework to credit coursework</p> <p>O - 4 year college student taking courses to meet 4 year college requirements</p>

Allows Null:	No
Default:	None
Usage:	MIS reporting, SB14 Student Success MIS code: SS01
Notes:	Stored and downloadable value should be the 1-character code for the Ed Goal.
Xap Field:	educationalGoals
Revision Log:	~~
Question Text:	Educational Goal [menu]
Conditions:	Always
Additional Text:	
Response Options:	<p>A = Obtain an associate degree and transfer to a 4-year institution</p> <p>B = Transfer to a 4-year institution without an associate degree</p> <p>C = Obtain a 2-year associate degree without transfer</p> <p>E = Earn a career technical certificate without transfer</p> <p>F = Discover/formulate career interests, plans, goals</p> <p>G = Prepare for a new career (acquire job skills)</p> <p>H = Advance in current job/career (update job skills)</p> <p>I = Maintain certificate or license</p> <p>J = Educational development</p> <p>K = Improve basic skills</p> <p>L = Complete credits for high school diploma or GED</p> <p>M = Undecided on goal</p> <p>N = Move from noncredit coursework to credit coursework</p> <p>O = 4 year college student taking courses to meet 4 year college requirements</p>
Field Error Check:	None

Page Error Check:	Required user response; else error message, "You must select your Educational Goal."
Notes:	Formerly MIS SB14 (2014 New SSSP MIS: Value D no longer valid.) Application table. (Removed in 20147: D = <i>Obtain a 2-year career technical degree without transfer (No longer in use.)</i>)
Data Element:	application: edu_goal

Intended Major ID

Data Element:	major_id
Description:	Applicant's answer to Intended Major
Format, Length:	bigint, 5
Values:	5-digit code
Allows Null:	No
Default:	None
Usage:	Provides the key to any other major information needed in the online application, post application information, or application download.
Notes:	Application table.
Xap Field:	Major Code Major 1 – name Application Submitted Major
Revision Log:	~~

Account Data in the CCCApply Standard Application

The tables in this section show the fields that are populated from the Account/Mailing Information tab of the CCCApply standard application.

Link to Account Profile (Edit Account)

Most of the data on the Account & Mailing Information page consists of Account data that is displayed for review and that can be edited by clicking 'Edit Account' (which brings up the My Account/Account Profile page). Data populates from My Account to the submitted application on submission, as indicated in the Table of Account Data Saved in Application Database. For details about these data elements, see the Account Creation and Account Profile Specifications. The only information directly provided on the Account & Mailing Information page is the applicant's mailing address.

OpenCCC Account Data Saved in the Submitted Application Database 31 highlighted 29 here in this table

Data Item	Account Data Element	Application Data Element
CCCID	ccc_id	ccc_id
Date of Birth	birthdate	birthdate
Email Address	email	email
Legal Name: First	firstname	firstname
Legal Name: Last	lastname	lastname
Legal Name: Middle	middlename	middlename
Legal Name:Suffix	suffix	suffix
No First Name	no_firstname	no_firstname
Main Telephone	mainphone	mainphone
Main Telephone Extension	mainphone_ext	mainphone_ext
Main Telephone International	mainphoneintl	mainphoneintl
Permanent Address: City	city	perm_city
Permanent Address: Country	county	perm_country
Permanent Address: Non-U.S. State/Province	nonusaprovince	perm_nonusaprovince
Permanent Address: Postal Code	postalcode	perm_postalcode
Permanent Address: State	state	perm_state

Permanent Address: Street 1	streetaddress1	perm_streetaddress1
Permanent Address: Street 2	streetaddress2	perm_streetaddress2
Preferred Name: First	preferred_firstname	preferred_firstname
Preferred Name: Last	preferred_lastname	preferred_lastname
Preferred Name: Middle	preferred_middlename	preferred_middlename
Previous Name: First	otherfirstname	otherfirstname
Previous Name: Last	otherlastname	otherlastname
Previous Name: Middle	othermiddlename	othermiddlename
Second Telephone	secondphone	secondphone
Second Telephone Extension	secondphone_ext	secondphone_ext
Second Phone International	secondphoneintl	secondphoneintl
Social Security Number: Other Exception	ssn_exception	ssn_exception
Social Security Number: None	ssn_no	ssn_no
Social Security Number/TIN	ssn	ssn
Social Security Number/TIN Type	ssn_type	ssn_type
Text Permission: Main Telephone	mainphone_auth_txt	mainphone_auth_text
Text Permission: Second Telephone	secondphone_auth_text	secondphone_auth_text
Crypto key id: Internal System Field	cryptokeyid	cryptokeyid

Legal Name: First

Data Name:	firstname
Description:	Applicant's legal first name.
Last Revision:	11/16/15
Format, Length:	char, 50 (Extended character set, allowing hyphens, letters with diacritical marks or accents, etc.)

Null Allowed:	Yes
Error Checking:	<p>Required unless “I have no legal first name” check box is selected; else error message, “You must enter your legal first name.”</p> <p>May not be changed at same time as date of birth (i.e., during the same ‘Save’); else error message, “We found some problems with the information you submitted: You cannot change both your name and your date of birth. If you are sharing someone else's account to make this application, please create your own account. If you are using your own account and need to change both your name and your birthdate, please contact OpenCCC Support.”</p>
Storage/Usage:	<p>Stored in database for use in auto population.</p> <p>Included in Account Profile.</p>
Notes/Constraints:	Length changed to match new CCCCSO MIS field.
Prompt Text:	Legal First Name [text box]
Additional Text:	<p>I have no legal first name [check box]</p> <p>When this check box is selected the Legal First Name field becomes disabled.</p>
Hover Help:	Enter your full legal first name, as it appears on official documents such as your driver’s license and educational records. If your legal name is a single name, enter that name as your legal last name and select the check boxes indicating that you have no legal first name and no legal middle name.
Pop-Up Help:	<p>When the applicant clicks the <i>Current Full Legal Name</i> link in the CCCApply Standard, CCCApply International, and BOG Fee Waiver applications displays the following pop-up text displays:</p> <p>Use your full legal name as it appears in official documents. Do not use a nickname or informal name.</p>
MIS Correlation:	<p>DED SB31</p> <p>Added for Summer 2011.</p>
Stored Values:	Text string; may be null.

Legal Name: Middle

Data Name:	middlename
Description:	Applicant’s legal middle name.
Last Revision:	11/16/15


Format, Length:	char, 50 (Extended character set, allowing hyphens, letters with diacritical marks or accents, etc.)
Error Checking:	Required unless “No legal middle name” is checked; else error message, “You must enter your legal middle name.”
Storage/Usage:	Stored in database for use in auto population. Included in Account Profile.
Notes/Constraints:	Length changed to match new CCCSO MIS first name field.
Prompt Text:	Legal Middle Name [text box]
Additional Text:	I have no legal middle name [check box] When this check box is selected the Legal Middle Name field becomes disabled.
Hover Help:	Enter your legal middle name, or check the box to indicate that you have no legal middle name.
Pop-Up Help:	
XAP Field:	Student name - middle
Stored Values:	Text string; may be null

Legal Name: Last

Data Name:	lastname
Description:	Applicant’s legal last name.
Last Revision:	2/15/11
Format:	char, 50 (Extended character set, allowing hyphens, letters with diacritical marks or accents, etc.)

Error Checking:	Response required; else error message, "You must enter your legal last name." May not be changed at same time as date of birth (i.e., during the same 'Save'); else error message, "We found some problems with the information you submitted: You cannot change both your name and your date of birth. If you are sharing someone else's account to make this application, please create your own account. If you are using your own account and need to change both your name and your birthdate, please contact OpenCCC Support."
Storage/Usage:	Stored in database for use in auto population. Included in Account Profile.
Notes/Constraints:	
Prompt Text:	Legal Last Name [text box]
Hover Help:	Enter your legal last name.
Pop-Up Help:	When the applicant clicks the <i>Current Full Legal Name</i> link in the CCCApply Standard, CCCApply International, and BOG Fee Waiver applications displays the following pop-up text displays: Use your full legal name as it appears in official documents. Do not use a nickname or informal name.
Values - Labels:	Text string
MIS Correlation:	CO MIS DED SB32, added for Summer 2011. Length changed to match new CCCCSO MIS field.
XAP Field:	Student name - last

Legal Name: Suffix

Data Name:	suffix  Note: The suffix data element does not populate the BOG Fee Waiver application.
Description:	Suffix to applicant's legal name.
Last Revision:	11/2/10
Format, Length:	char, 3 alphanumeric


Allows Null:	Yes
Error Checking:	Optional user response
Storage/Usage:	Stored in database for use in auto population. Included in Account Profile.
Notes/Constraints:	
Prompt Text:	Suffix [menu] : (Jr. Sr., I, II, III, IV)
Hover Help:	
Pop-Up Help:	
Values - Labels:	null JR SR II III IV
XAP Field:	nameSuffix
MIS Correlation:	None

Other/Previous First Name

Data Name:	otherfirstname
Description:	Applicant's previous/other first name.
Last Revision:	2/15/11
Format, Length:	char, 50 (Extended character set, allowing hyphens, letters with diacritical marks or accents, etc.)

Error Checking:	<p>If user:</p> <p>selects Yes radio button in response to "Do you have a previous name (such as a maiden name)?", AND</p> <p>does not enter any values in either any of the Previous First Name, Previous Middle Name, or Previous Last Name fields, OR</p> <p>does enter a Previous Middle Name and Previous Last Name value but does not select the "I didn't have a first name" check box",</p> <p>Client side validation displays the following error message: "You must enter your Previous First Name (or check the box indicating that you had no first name)."</p>
Storage/Usage:	<p>Stored in database for use in auto population.</p> <p>Included in Account Profile.</p>
Notes/Constraints:	<p>Length changed to match new CCCCSO MIS first name field.</p> <p>Populates CCCApply Standard and CCCApply International applications from the OpenCCC Account database at time of submission.</p>
Prompt Text:	Previous First Name [textbox]
Additional Text:	I didn't have a first name [check box]
Hover Help:	If you previous used a different name than your current legal name, enter your previous first name (even if it is the same as your current first name). If your previous name was a single name, enter that name as your last name and check the box indicating that you had no first name.
Pop-Up Help:	<p>CCCApply Standard Application: on the Account/Mailing Information tab: The "Previous or Alternate Name" link displays the following pop-up help text: "If your name has changed, or you've used an alternate name in school records, enter that name here". The user must click Close to close the pop-up help and then click the Edit Account button to be taken to the OpenCCC Account where they can edit their other/previous first name.</p> <p>CCCApply International Application: on the Account/Address Information tab: The "Previous or Alternate Name" link displays the following pop-up help text: "If your name has changed, or you've used an alternate name in school records, enter that name here." The user must click Close to close the pop-up help and then click the Edit Account button to be taken to the OpenCCC Account where they can edit their other/previous first name.</p>
Values - Labels:	Text string

Other/Previous Name: Middle

Data Name:	othermiddlename  Note: The othermiddlename field does not populate the BOG Fee Waiver application data.
Description:	Applicant's previous/other middle name.
Last Revision:	2/15/11
Format, Length:	char, 50 (Extended character set, allowing hyphens, letters with diacritical marks or accents, etc.)
Error Checking:	Optional value, but required value when: Previous First Name has a value, OR Previous First Name and Previous Last Name have values, UNLESS Applicant selects the "I didn't have a middle name" check box; else error message, "You must enter your previous middle name."
Storage/Usage:	Stored in database for use in auto population. Included in Account Profile.
Notes/Constraints:	Length changed to match new CCCCSO MIS first name field. Populates the CCCApply Standard and CCCApply International applications from the OpenCCC Account database at time of submission.
Prompt Text:	Previous Middle Name [textbox]
Additional Text:	I didn't have a middle name [check box]
Hover Help:	If you previously used a different name than your current legal name, enter your previous middle name (even if it is the same as your current middle name)
Pop-Up Help:	
Stored Values:	Text string; may be null

Other/Previous Name: Last

Data Name:	otherlastname
Description:	Applicant's previous/other last name.

Last Revision:	2/15/11
Data Type/Format, Length:	char, 50 (Extended character set, allowing hyphens, letters with diacritical marks or accents, etc.)
Allows Null:	Yes
Default:	None
Error Checking:	Required user response if Previous First Name is entered or "no first name" box is checked; else error message, "You must enter your previous last name."
Storage/Usage:	Stored in database for use in auto population. Included in Account Profile.
Notes/Constraints:	Length changed to match new CCCCSO MIS first name field.
Prompt Text:	Previous Last/Family Name [textbox]
Hover Help:	If you previous used a different name than your current legal name, enter your previous last name.
Pop-Up Help:	<p>CCCApply Standard Application: on the Account/Mailing Information tab: The "Previous or Alternate Name" link displays the following pop-up help text: "If your name has changed, or you've used an alternate name in school records, enter that name here". The user must click Close to close the pop-up help and then click the Edit Account button to be taken to the OpenCCC Account where they can edit their other/previous first name.</p> <p>CCCApply International Application: on the Account/Address Information tab: The "Previous or Alternate Name" link displays the following pop-up help text: "If your name has changed, or you've used an alternate name in school records, enter that name here." The user must click Close to close the pop-up help and then click the Edit Account button to be taken to the OpenCCC Account where they can edit their other/previous first name.</p>
Values - Labels:	Text string
XAP Field:	Other name - last name

Preferred First Name

Data Name:	preferred_firstname
Description:	Applicant's preferred first name.
Last Revision:	2/19/16

Data Type/Format, Length:	char, 50 (Extended character set, allowing hyphens, letters with diacritical marks or accents, etc.)
Allows Null?	Yes
Error Checking:	<p>If user:</p> <p>selects Yes radio button in response to "Do you have a preferred name that is different than your legal and/or previous name?", AND</p> <p>does not enter any values in either any of the Preferred First Name, Preferred Middle Name, or Preferred Last Name fields, OR</p> <p>does enter a Preferred Middle Name and Preferred Last Name value but does not select the "I don't have a preferred first name that is different than my legal and/or previous first name. " check box),</p> <p>Client-side validation displays the following error message:</p> <p>"Please enter a preferred first name or check the box indicating you have no preferred first name."</p>
Storage/Usage:	<p>Stored in database for use in auto population.</p> <p>Included in Account Profile.</p>
Additional Text:	<p>The additional text displays under the Yes/No radio button question: "Do you have a preferred name that is different than your legal/previous name?"</p> <p>Note: Not all colleges may allow the use of preferred names for official academic purposes due to legal or technical restrictions.</p>
Notes/Constraints:	<p>Field only displays if the applicant selected the Yes radio button for the "Do you have a preferred name that is different than your legal and/or previous name?" question.</p> <p>Field is disabled if the user selects the "I don't have a preferred first name that is different than my legal and/or previous first name." check box.</p>
Prompt Text:	Preferred First Name [textbox]
Hover Help:	Enter an optional preferred first name.
Pop-Up Help:	
Values - Labels:	Text string

Preferred Middle Name

Data Name:	preferred_middlename
Description:	Applicant's preferred middle name.
Last Revision:	2/19/16
Format, Length:	char, 50 (Extended character set, allowing hyphens, letters with diacritical marks or accents, etc.)
Allows Null?	Yes
Error Checking:	<p>If user selects Yes radio button in response to "Do you have a preferred name that is different than your legal and/or previous name?",</p> <p>AND</p> <p>does not enter any values in either any of the Preferred First Name, Preferred Middle Name, or Preferred Last Name fields, OR</p> <p>does enter a Preferred First Name and Preferred Last Name value but does not select the "I don't have a preferred middle name that is different than my legal and/or previous middle name. " check box),</p> <p>Client-side validation displays the following error message:</p> <p>"Please enter a preferred middle name or check the box indicating you have no preferred middle name."</p>
Storage/Usage:	<p>Stored in database for use in auto population.</p> <p>Included in Account Profile.</p>
Notes/Constraint S:	<p>Field only displays if the applicant selected the Yes radio button for the "Do you have a preferred name that is different than your legal and/or previous name?" question.</p> <p>Field is disabled if the user selects the "I don't have a preferred middle name that is different than my legal and/or previous middle name." check box.</p>
Prompt Text:	Preferred Middle Name [textbox]
Hover Help:	If you have a preferred middle name that is different from your legal and/or previous middle name, enter it here.
Pop-Up Help:	
Values - Labels:	Text string

Preferred Last Name

Data Name:	preferred_lastname
Description:	Applicant's preferred last name.
Last Revision:	2/19/16
Data Type/Format, Length:	char, 50 (Extended character set, allowing hyphens, letters with diacritical marks or accents, etc.)
Allows Null?	Yes
Error Checking:	<p>If user:</p> <p>selects Yes radio button in response to "Do you have a preferred name that is different than your legal and/or previous name?", AND</p> <p>does not enter any values in either any of the Preferred First Name, Preferred Middle Name, or Preferred Last Name fields, OR</p> <p>does enter a Preferred First Name and Preferred Middle Name value but does not select the "I don't have a preferred last name that is different than my legal and/or previous last name. " check box),</p> <p>Client-side validation displays the following error message:</p> <p>"Please enter a preferred last name or check the box indicating you have no preferred last name."</p>
Storage/Usage:	<p>Stored in database for use in auto population.</p> <p>Included in Account Profile.</p>
Notes/Constraints:	<p>Field only displays if the applicant selected the Yes radio button for the "Do you have a preferred name that is different than your legal and/or previous name?" question.</p> <p>Field is disabled if the user selects the "I don't have a preferred last name that is different than my legal and/or previous last name."</p>
Prompt Text:	Preferred Last Name [textbox]
Hover Help:	If you have a preferred last name that is different from your legal and/or previous last name, enter it here.
Pop-Up Help:	

Values - Labels:	Text string
------------------	-------------

Social Security Number

Data Element:	ssn
Description:	Encrypted Social Security Number/Taxpayer Identification Number for the applicant.
Format, Length:	text, 2147483647
Values:	encrypted
Allows Null:	Yes. If applicant selects the check box during OpenCCC Account Creation indicating they do not have a social security number or taxpayer identification number or decline to provide one, then the ssn field stores null.
Default:	None
Usage:	See form specification below.
Notes:	SSN is never displayed to the applicant, and cannot be viewed by anyone properly or improperly using the applicant's account. Populated from OpenCCC Account database at time of submission.
Xap Field:	Social Security Number
Revision Log:	~~
Data Name:	personal_info: ssn
Description:	Applicant's Social Security number or Taxpayer Identification Number.
Last Revision:	6/02/14
Data Type/ Format:	Two fields; each 11 characters, numeric plus: format nnn-nn-nnnn Hyphens are not required in input, but will be inserted in stored value.

<p>Error Checking:</p>	<p>Required user responses, unless checkbox “ssn_no” is not empty; else error message: “Your Social Security Number, or Taxpayer Identification Number, is invalid or absent. Please enter your number, or check the box to confirm you do not have a Social Security Number (or Taxpayer Identification Number) or decline to provide one at this time.” Hyphens are not required in input, but will be inserted in stored value.</p> <p>Two SSN/TIN entries must match; else error message, “Your Social Security Number or Taxpayer Identification Number entries do not match. Please try again.”</p> <p>Social Security Number must meet validity check (see Notes/Constraints); else error message, “Your Social Security Number is invalid for the Type you've selected. Please re-enter the number or change the number Type.</p> <p>Taxpayer Identification Number must meet validity check (see Notes/Constraints); else error message, “Your Taxpayer Identification Number is invalid for the Type you've selected. Please re-enter the number or change the number Type.”</p>
<p>Storage/Usage:</p>	<p>Only one field is stored. Stored in database for use in auto population. Included in Account Creation/Account Profile.</p> <p>Not required to be unique: two or more accounts can have the same SSN/TIN. (A new account cannot be created if an existing account has the same SSN/TIN and Date of Birth, but two</p> <p>Accounts can have the same SSN/TIN and Date of Birth if data is changed after the account has been created.)</p>
<p>Notes/Constraints:</p>	<p>SSN/TIN is sensitive information, protected by federal and state law. For this field, the text, operational characteristics, and usage must be approved by the Legal Counsel of the CCC Chancellor’s Office.</p> <p>The following validity checks are applied to the SSN/TIN (and SSN/TIN Type) entries:</p> <p>If SSN fields are not empty AND the “ssn_type” field indicates “Social Security number” THEN</p> <ol style="list-style-type: none"> 1. Area Code (first three digits) may not be 000, 666 or between 900 and 999 (inclusive). 2. Group Number (middle two digits) may not be 00. 3. Serial Number (final four digits) may not be 0000. <p>Else error message: “Your Social Security Number is invalid for the Type you've selected. Please re-enter the number or change the number Type.”</p> <p>If SSN fields are not empty AND the “ssn_type” field indicates “Taxpayer ID Number” THEN</p> <ol style="list-style-type: none"> 1. <p>Else, error message: “Your Taxpayer Identification Number is invalid for the Type you've selected. Please re-enter the number or change the number Type.”</p>

	<p>Do not allow a value to be pasted into either SSN field. Users must type both entries.</p> <p>New random ssn assignment began on June 25, 2011. This is documented here:</p> <p>http://custhelp.ssa.gov/app/answers/detail/a_id/425/~/~determining-social-security-numbers/ personal_info table.</p>
<p>Prompt Text:</p>	<p>The Social Security Number is required to claim tax credits for higher education costs known as the American Opportunity Tax Credit in accordance with the Taxpayer Relief Act of 1997.</p> <p>Federal law requires the California Community Colleges to provide specific information to the Internal Revenue Service (IRS) for the purpose of filing an information return (IRS Form 1098T “Tuition Statement”) for each student in attendance, with a few exceptions.</p> <p>The information required by the IRS includes the student’s name, address, Social Security Number (SSN) or Taxpayer Identification Number (TIN/iTIN), and enrollment status, as well as the amount of tuition paid or billed, and scholarships received. (26 C.F.R. 1-60505- 1(b)</p> <p>(2)(ii.)</p> <p>Failure to provide a correct Social Security Number or TIN while claiming tax credits for specified education expenses may result in a penalty levied against the student by the IRS in the amount of \$100, per year, until the missing or incorrect information is provided (26 C.F.R. 160505-1(e)(4)).</p> <p>In addition, California Education Code sections 68041 and 70901(b)(7) authorizes the California Community Colleges Chancellor’s Office (CCCCO) to collect information you submit through the OpenCCC Online Student Account and CCCApply Online Application for Admission for the purposes of completing and submitting California College admission applications and financial aid on your behalf.</p> <p>Further, information acquired by the CCCCCO is subject to the limitations set forth in the Information Practices Act of 1977 (Title 1.8 (commencing with Section 1798) of Part 4 of Division 3 of the Civil Code). Compliance with these laws is identified in the Privacy Policy</p>


	<p>https://ci.openccc.net/uPortal/f/u9l1s4/p/CCCPrivacyPolicy.u9l1n52/max/render.uP/Policy</p> <p>By providing my Social Security Number or Taxpayer Identification Number below, or by indicating that I do not have a Social Security Number or decline to provide one at this time, I confirm that I have read and understand the federal laws provided above, and the state privacy laws and regulations provided in the Privacy Policy: https://ci.openccc.net/uPortal/f/u9l1s4/p/CCCPrivacyPolicy.u9l1n52/max/render.uP/Policy</p> <p>Your Social Security Number must be accurate to ensure the integrity of your permanent record and to avoid potential penalties imposed by the IRS for providing an incorrect number.</p> <p>Social Security Number (or Taxpayer Identification Number) [numeric textbox] ###-##-####</p> <p>Repeat Social Security Number (or Taxpayer Identification Number) [numeric textbox] #####-####</p>
<p>Hover Help:</p>	<p>[SSN/TIN Field] Enter your Social Security Number or Taxpayer Identification Number twice to make sure you enter it correctly.</p> <p>[Spanish: "Entre en su Número de Seguridad Social o Número de Identificación de Contribuyente dos veces p asegurarse de que se entro correctamente."]</p> <p>[Repeat SSN/TIN Field] Enter your Social Security Number or Taxpayer Identification Number twice to make sure you enter it correctly.</p> <p>[Spanish: "Entre en su Número de Seguridad Social o Número de Identificación de Contribuyente dos veces p asegurarse de que se entro correctamente."]</p>

Pop-Up Help:	<p>1) Exceptions: Clicking on “Exceptions” hyperlink brings up Pop-Up box with list of exceptions to the IRS federal requirements for submitting SSN/TINs.</p> <p>2) Taxpayer Identification Numbers (TIN): Clicking on “Taxpayer Identification Numbers” hyperlink brings up Pop-Up box with definitions of TIN variations that are acceptable for this requirement.</p> <p>Clicking on “Privacy Policy” hyperlink brings up full privacy policy statement in new window.</p>
Values - Labels:	Null or numeric string with hyphens
MIS Correlation	None
Input Rules	See Notes/Constraints and Prompt Text sections in this table, above.

Social Security Number/Taxpayer Identification Number

<i>Data Name:</i>	ssn
<i>Description:</i>	Applicant’s Social Security number or Taxpayer Identification Number from their OpenCCC Account. No UI display and data is encrypted.
<i>Last Revision:</i>	7/18/14
<i>Data Type/Format, Length:</i>	text, 11
<i>Online Display:</i>	<p>Two fields:</p> <p>Social Security Number or Taxpayer Identification Number</p> <p>Repeat Social Security Number or Taxpayer Identification Number</p>
<i>Values:</i>	encrypted
<i>Allows Null:</i>	Yes; if applicant selects the check box during OpenCCC Account Creation indicating they do not have a social security number or taxpayer identification number or decline to provide one, then the ssn field stores a null value.

<p><i>Error Checking:</i></p>	<p>Required user response, unless ssn_no check box is selected; else error message: "Your Social Security Number, or Taxpayer Identification Number, is invalid or absent. Please enter your number, or check the box to confirm you do not have a Social Security Number (or Taxpayer Identification Number) or decline to provide one at this time."</p> <p>Hyphens are not required in input, but will be inserted in stored value.</p> <p>Two SSN/TIN entries must match; else error message, "Your Social Security Number or Taxpayer Identification Number entries do not match. Please try again."</p> <p>Social Security Number must meet validity check (see Notes/Constraints); else error message, "Your Social Security Number is invalid for the Type you've selected. Please re-enter the number or change the number Type."</p> <p>Taxpayer Identification Number must meet validity check (see Notes/Constraints); else error message, "Your Taxpayer Identification Number is invalid for the Type you've selected. Please re-enter the number or change the number Type."</p>
<p><i>Storage/Usage:</i></p>	<p>Only one field is stored. Stored in database for use in auto population. Included in Account Profile.</p> <p>Not required to be unique: two or more accounts can have the same SSN/TIN. (A new account cannot be created if an existing account has the same SSN/TIN and Date of Birth, but two accounts can have the same SSN/TIN and Date of Birth if data is changed after the account has been created.)</p>
<p><i>Notes/Constraints:</i></p>	<p>SSN is never displayed to the applicant, and cannot be viewed by anyone properly or improperly using the applicant's account.</p> <p>SSN/TIN is sensitive information, protected by federal and state law. For this field, the text, operational characteristics, and usage must be approved by the Legal Counsel of the CCC Chancellor's Office.</p> <p>The following validity checks are applied to the SSN/TIN entries:</p> <p>If SSN fields are not empty AND the "ssn_type" field indicates "Social Security number" THEN</p> <p>#.Area Code (first three digits) may not be 000, 666 or between 900 and 999 (inclusive).</p> <p>#.Group Number (middle two digits) may not be 00. • #.Serial Number (final four digits) may not be 0000.</p> <p>Else error message: "Your Social Security Number is invalid for the Type you've selected. Please re-enter the number or change the number Type."</p> <p>If SSN fields are not empty AND the "ssn_type" field indicates "Taxpayer ID Number" THEN #.Area Code (first three digits) must be between 900 and 999 (inclusive). Else, error message: "Your Taxpayer Identification Number is invalid for the Type you've selected. Please re-enter the number or change the number Type."</p> <p>Do not allow a value to be pasted into either SSN field. Users must type both entries.</p> <p>New random ssn assignment began on June 25, 2011. This is documented here:</p>

	<p>http://ssa-custhelp.ssa.gov/app/answers/detail/a_id/425/~/_/determining-socialsecurity-numbers</p>
<p><i>Prompt Text:</i></p>	<p>The Social Security Number is used as a means of identifying student records and to facilitate financial aid.</p> <p>The Social Security Number is required to claim tax credits for higher education costs known as the American Opportunity Tax Credit in accordance with the Taxpayer Relief Act of 1997.</p> <p>Federal law requires the California Community Colleges to provide specific information to the Internal Revenue Service (IRS) for the purpose of filing an information return (IRS Form 1098-T “Tuition Statement”) for each student in attendance, with a few exceptions.</p> <p>The information required by the IRS includes the student’s name, address, Social Security Number (SSN) or Taxpayer Identification Number (TIN/iTIN), and enrollment status, as well as the amount of tuition paid or billed, and scholarships received. (26 C.F.R. 1-60505-1(b)(2)(ii).)</p> <p>Failure to provide a correct Social Security Number or TIN while claiming tax credits for specified education expenses may result in a penalty levied against the student by the IRS in the amount of \$100, per year, until the missing or incorrect information is provided (26 C.F.R. 1-60505-1(e)(4)).</p> <p>In addition, California Education Code sections 68041 and 70901(b)(7) authorizes the California Community Colleges Chancellor’s Office (CCCCO) to collect information you submit through the OpenCCC Online Student Account and CCCApply Online Application for Admission for the purposes of completing and submitting California College admission applications and financial aid on your behalf.</p> <p>Further, information acquired by the CCCCCO is subject to the limitations set forth in the Information Practices Act of 1977 (Title 1.8 (commencing with Section 1798) of Part 4 of Division 3 of the Civil Code). Compliance with these laws is identified in the Privacy Policy.</p> <p>By providing my Social Security Number or Taxpayer Identification Number below, or by indicating that I do not have a Social Security Number or decline to provide one at this time, I confirm that I have read and understand the federal laws provided above, and the state privacy laws and regulations provided in the Privacy Policy.</p> <p> Attention: NOTE: 'This statement ensures we are complying with regulations by having students “confirm” they have read and understand exactly what data is being collected and why, and the consequences for not complying with federal regulations. By wording the confirmation statement in this way, we are also minimizing the need for another download field.'</p>

	<p>! Attention: Your Social Security Number must be accurate to ensure the integrity of your permanent record and to avoid potential penalties imposed by the IRS for providing an incorrect number.</p> <p>Social Security Number (or Taxpayer Identification Number) [numeric textbox] ###-##-####</p> <p>Repeat Social Security Number (or Taxpayer Identification Number) [numeric textbox] ###-##-####</p>
<i>Hover Help:</i>	<p>First field: Enter your Social Security Number or Taxpayer Identification Number twice to make sure you enter it correctly.</p> <p>Second field: Please enter your Social Security Number or Taxpayer Identification Number again to ensure it is correct.</p> <p>Spanish:</p> <p>First field: Entre en su Número de Seguridad Social o Número de Identificación de Contribuyente dos veces para asegurarse de que se entro correctamente.</p> <p>Second field: Entre en su Número de Seguridad Social o Número de Identificación de Contribuyente dos veces para asegurarse de que se entro correctamente.</p>
<i>Pop-Up Help:</i>	<p>Exceptions: Clicking on “Exceptions” hyperlink brings up Pop-Up box with list of exceptions to the IRS federal requirements for submitting SSN/TINs.</p> <p>Taxpayer Identification Numbers (TIN): Clicking on “Taxpayer Identification Numbers” hyperlink brings up Pop-Up box with definitions of TIN variations that are acceptable for this requirement.</p>
<i>Values - Labels:</i>	Null or numeric string with hyphens

Social Security Number Type

Data Name:	ssn_type
Description:	Applicant indicates the type of identification number being provided: Social Security Number or Taxpayer Identification Number.
Last Revision:	12/5/14
Data Type/ Format:	character/numeric, 1 0 = SSN 1 = TIN Null = no response
Error Checking:	Required user response if SSN is not empty, and ssn_no is empty; else error message, “Please indicate the type of number being provided: Social Security Number or Taxpayer Identification Number.”

Storage/Usage:	Stored in database for download. Included in Account Profile.
Notes/Constraint:	<p>The following validity checks are applied to the SSN/TIN entries:</p> <p>If SSN fields are not empty AND the “ssn_type” field indicates “Social Security number”</p> <p>THEN</p> <ol style="list-style-type: none"> 1. Area Code (first three digits) may not be 000, 666 or between 900 and 999 (inclusive). 2. Group Number (middle two digits) may not be 00. 3. Serial Number (final four digits) may not be 0000. <p>Else error message: “Your Social Security Number is invalid for the Type you've selected. Please re-enter the number or change the number Type.”</p> <p>If SSN fields are not empty AND the “ssn_type” field indicates “Taxpayer ID Number” THEN</p> <ol style="list-style-type: none"> 1. Area Code (first three digits) must be between 900 and 999 (inclusive). <p>Else, error message: “Your Taxpayer Identification Number is invalid for the Type you've selected. Please re-enter the number or change the number Type.”</p> <p>Populated from OpenCCC Account database at time of submission.</p>
Prompt Text:	[Radial Button] Please indicate the type of number:
Values - Labels:	Not currently supported, but may be supported in a future revision of the application.
Data Name:	ssn_type
Description:	Applicant indicates the type of identification number being provided.
Last Revision:	7/11/2014
Data Type/ Format:	<p>0 = SSN</p> <p>1 = TIN</p> <p>Null = no response</p>
Error Checking:	Required user response if SSN is not empty, and ssn_no is empty; else error message, “Please indicate the type of number being provided: Social Security Number or Taxpayer Identification Number.”
Storage/Usage:	Stored in database for download. Included in Account Profile.
Hover Help:	[Spanish: "Por favor seleccione el tipo del número: Número de Seguro Social o Número de Identificación de Contribuyente."]

Onscreen prompt text:	(Appear as radial buttons) Social Security Number Taxpayer Identification Number
MIS Correlation	
Input Rules	See Error Checking and Notes/Constraints sections in this table, above.

Social Security Number: None

Data Name:	ssn_no
Description:	Applicant has no social security number or taxpayer identification number or declines to provide it at this time. Populated by the OpenCCC Account value.
Last Revision:	9/30/16 (added to Apply/BOG/IA databases)
Data Type/Format:	1 character, numeric
Error Checking (OpenCCC Account Only):	<p>Must be checked if there is no entry for Social Security Number or Taxpayer Identification Number; else error message, “Your Social Security Number, or Taxpayer Identification Number, is invalid or absent. Please enter your number, or check the box to confirm you do not have a Social Security Number (or Taxpayer Identification Number) or decline to provide one at this time.”</p> <p>If this box is checked – de-activate (grey out) SSN fields and SSN_Type fields.</p> <p>If this box is checked and “Continue” is selected, the SSN Encouragement popup box appears (see language below), which prompts for action: “Enter SSN” to go back to change entries, or “I Decline” to acknowledge regulations and admonishments and continue to [Page 2: Account Creation]:</p> <p>Providing Your Social Security Number or Taxpayer Identification Number</p> <p>You have chosen not to provide your Social Security number (SSN) or Taxpayer Identification Number (TIN). This is your right, however the California Community Colleges is required to inform you of the federal laws for collecting and submitting your information to the IRS, and the penalties that may be levied against you for failing to provide a valid Social Security Number or Taxpayer Identification Number. These regulations include:</p> <p>The Social Security Number or Taxpayer Identification Number is required to claim tax credits for higher education costs known as the American Opportunity Tax Credit in accordance with the Taxpayer Relief Act of 1997.</p> <p>Federal regulations require the California Community Colleges to provide specific information to the Internal Revenue Service (IRS) for the purpose of filing an information return (IRS Form 1098-T "Tuition Statement") for each student in attendance, with a few exceptions. The specific information collected includes the student's name, address, Social Security Number (SSN) or Taxpayer Identification</p>

	<p>Number (TIN/iTIN), and enrollment status, as well as the amount of tuition paid or billed, and scholarships received. (26 C.F.R. 1-60505- 1(b)(2)(ii).)</p> <p>Failure to provide a correct Social Security Number while claiming tax credits for specified education expenses may result in a penalty levied against the student by the IRS in the amount of \$100, per year, until the missing or incorrect information is provided(26 C.F.R. 1-60505-1(e)(4)).</p> <p>In addition, there are more reasons why it may be to your advantage to provide your SSN or TIN on this application. These include:</p> <p>Speedier Application Process -Some colleges may require you to contact them for a substitute ID number if you do not provide your SSN.</p> <p>Availability of Your Records -Providing your SSN is the best way to make sure your records are accessible when you need them. If you do not provide your SSN:</p> <ul style="list-style-type: none"> Your enrollment or degree may not be found in the National Student Clearinghouse. <p>Employers may not be able to verify that you received a degree or certificate.</p> <p>You may encounter difficulties sending transcripts to other colleges or universities.</p> <p>Financial Aid -Your SSN is required when applying for federal and state aid programs.</p> <p>Tax Credits and Deductions -Providing your SSN helps you (or someone claiming you as a dependent) receive tax credits or deductions to which you are entitled.</p> <p>All CCCApply institutions are required by law to keep your personal information private and secure and may not to reveal it without your permission. If you provide your SSN or TIN, you can be confident that it will not be misused.</p> <p>To enter your Social Security number or Taxpayer Identification Number, click "Enter SSN" to return to the previous page.</p> <p>By clicking "I Decline" I confirm that I have read and understand the federal IRS laws and regulations for collecting and reporting my Social Security Number or Taxpayer Identification Number as stated above, and the state privacy disclosures appearing in the Privacy Policy.</p>
Storage/Usage:	<p>Stored in database for use in auto population.</p> <p>Included in Account Profile.</p>
Notes/Constraints:	<p>AB46 and other legislation prohibit requirement of Social Security Number for admission or student record-keeping. While the colleges and many educational agencies remain reliant on SSN as the only reliable unique identifier of a student, the applicant must have the option not to provide it.</p> <p>Due to recent IRS penalties levied against California community colleges for failing to provide, or providing invalid, social security or taxpayer identification numbers, CCCCO Legal advises compliance with IRS Requirements for Collecting SSN/ TINs (IRS p. 1758) – which includes displaying specific regulations/restrictions “to every student in attendance”- including those not required to provide a SSN/TIN or are not eligible to obtain one (see Exceptions). Statement to students includes what is being collected and provided to the IRS and why, and the admonishments/ penalties for not providing one/valid number. SSN Encouragement language contains reiteration of</p>

	“statement” with additional confirmation checkbox or “click here to confirm acknowledgement of receipt of information.”
Prompt Text (OpenCCC Account Only):	[Checkbox] Check this box if you do not have a Social Security number or Taxpayer Identification number, or decline to provide one at this time.
Additional Text (OpenCCC Account Only):	International students, nonresident aliens, and other <u>exceptions</u> , may not have a Social Security Number (or Taxpayer Identification Number) and should check this box.
Hover Help:	
Pop-Up Help (OpenCCC Account Only):	The "exceptions" link in the additional text displays the following pop-up help: Exceptions to the federal IRS regulations, regarding the collection of social security numbers or taxpayer Identification numbers from every student in attendance, are students exclusively enrolled in noncredit courses, undocumented international students, and nonresident aliens - unless the nonresident alien student requests that a return be provided to the IRS. (26 C.F.R. 1.60505-1(a)(2), (b)(5)(ii).)
Values - Labels:	1 = Yes (checked) 0 = No (not checked)

Social Security Number: Other Exception

Data Name:	ssn_exception
Description:	Applicant is an international student, nonresident alien, or other exception and has no social security number or taxpayer identification number.
Last Revision:	2/24/16
Data Type/Format:	boolean Default value: false
Error Checking:	None; optional field.
Storage/Usage:	Stored in database for use in auto population. Included in Account Profile.

Notes/Constraints :	<p>This check box only appears if an applicant selects the check box for "Check this box if you do not have a Social Security Number or Taxpayer Identification Number, or decline to provide one at this time." This check box allows international students to further indicate that they do not have an SSN or TIN.</p> <p>AB46 and other legislation prohibit requirement of Social Security Number for admission or student record-keeping. While the colleges and many educational agencies remain reliant on SSN as the only reliable unique identifier of a student, the applicant must have the option not to provide it.</p> <p>Due to recent IRS penalties levied against California community colleges for failing to provide, or providing invalid, social security or taxpayer identification numbers, CCCCO Legal advises compliance with IRS Requirements for Collecting SSN/ TINs (IRS p. 1758) – which includes displaying specific regulations/restrictions “to every student in attendance”- including those not required to provide a SSN/TIN or are not eligible to obtain one (see Exceptions). Statement to students includes what is being collected and provided to the IRS and why, and the admonishments/ penalties for not providing one/valid number. SSN Encouragement language contains reiteration of “statement” with additional confirmation checkbox or “click here to confirm acknowledgement of receipt of information.”</p>
Prompt Text: (OpenCCC Account Only)	[Checkbox] I am an international student, nonresident alien, or other exception, and I do not have a Social Security Number or Taxpayer Identification Number.
Additional Text (OpenCCC Account Only):	Check this box if you are an international student, or other legitimate exception, and not required to have a Social Security Number or Taxpayer Identification Number.
Hover Help:	
Pop-Up Help:	
Values - Labels:	1 = Yes (checked) 0 = No (not checked)

Date of Birth

Data Element:	birthdate
Description:	Applicant’s Date of Birth
Format, Length:	<p>date, 10</p> <p>Downloads in this format: yyyy-mm-dd</p>
Values:	Valid date

Allows Null:	No
Default:	None
Storage/Usage:	<p>Birth date is used in the admission application to calculate age, to identify applicants who are too young to transact business online per COPPA (Child Online Privacy Protection Act —under age 13), and to identify minors for residency calculation and collection of parent or guardian contact information. OCR acknowledges that collection of birth date is allowed under California State law.</p> <p>For residency and minor identification, the applicant’s age is calculated as of the day before the start-of-term date RDD <ResidencyDeterminationDate>.</p> <p>In OpenCCC Account: Stored in database (with leading zeros as appropriate) for use in auto population.</p> <p>Included in Account Profile.</p>
Notes:	<p>Birth date is sensitive information, protected by federal law and the Office of Civil Rights (with regard to age discrimination). Any change to the text, prompt, access, or transmission of this data item must be approved by the Legal Counsel of the CCC Chancellor’s Office and the Office of Civil Rights.</p> <p>This information may not be provided to staff in the capacity of making a decision to admit an applicant until after the applicant is admitted—that is, uniformly enabled to register for classes.</p> <p>This is MIS data: CO MIS DED SB03.</p> <p>OpenCCC Account: OCR acknowledges that collection of date of birth is allowed under California State law.</p>
Error Checking (OpenCCC Account Only):	<p>Response required; else error message “Your Date of Birth is invalid or absent. It must be a valid date in mm/dd/yyyy format.”</p> <p>Date must be valid (‘dd’ must be appropriate for ‘mm’ and ‘yyyy’—for example, 02/29/2009 would not be valid); else error message “Your Date of Birth is invalid or absent. It must be a valid date in mm/dd/yyyy format.”</p> <p>Date must be a valid date that is today’s date or prior to the current date, else error message, “<i>Your date of birth must be before today’s date.</i>”</p> <p>Leading zeros are not required for ‘mm’ or ‘dd’: 02/04/2010 and 2/4/2010 are acceptable and equivalent.</p> <p>When editing account information from either the Standard, International, or BOG applications, if the user attempts to change both their name and their date of birth, the following error displays: “You cannot change both your name and your date of birth. If you are sharing someone else’s account to make this application, please create your own account. If you are using your own account and need to change both your name and your birthdate, please contact OpenCCC Support.”</p>
Prompt Text (OpenCCC Account Only):	<p>This information is used for protection of minors in online transaction environments, as well as to differentiate between persons having the same name. It is also used to comply with state and federal law pertaining to residency, guardianship, and admission of minors to</p>

	<p>college. This information will not be used in making admissions decisions except as permitted by law.</p> <p>Date of Birth [date textbox combo boxes] mm/dd/yyyy</p>
<p>Hover Help (OpenCCC Account Only):</p>	<p>DOB Year Open Text Box: Enter in the 4 digit year you were born.</p> <p>Spanish Hover Help:</p> <p>DOB Month Drop Down Box: Seleccione el mes en que nació en la lista desplegable.</p> <p>DOB Day Drop Down Box: Seleccione el día en que nació en la lista desplegable.</p> <p>DOB Year Open Text Box: Introduzca los 4 dígitos del año en que nació.</p>
<p>Input Rules (OpenCCC Account Only):</p>	<p>Required user response, else error message "We found some problems with the information you submitted: Your Date of Birth is invalid or absent. It must be a valid date in mm/dd/yyyy format."</p> <p>Date of birth may not be changed at the same time (i.e., during the same 'Save') as either the first name or the last name; else error message, "We found some problems with the information you submitted: You cannot change both your name and your date of birth. If you are sharing someone else's account to make this application, please create your own account. If you are using your own account and need to change both your name and your birthdate, please contact OpenCCC Support."</p>
<p>Xap Field:</p>	<p>Birthdate</p>
<p>MIS Correlation:</p>	<p>SB03</p>
<p>Revision Log:</p>	<p>3.15.19: Added error validation that prevents a date from being entered that is after the current date.</p> <p>9.14.18: Language & logic to restrict account creation for users under age 13 was removed in Release v.6.2.0: Date of birth is needed in account creation to identify applicants who are too young to transact business online per COPPA (Child Online Privacy Protection Act—under age 13).</p> <p>9.14.18 – Removed onscreen prompt text: "Due to laws regarding children's online privacy, this system will not allow accounts to be created by persons under the age of 13. For more information, please refer to the Privacy Policy."</p> <p>9.14.18 - Removed error validation logic: Date may not be less than 13 years before current date; else error message, "You cannot create an account if you are less than 13 years of age." "Federal privacy laws restrict applicants age 13 or younger from creating an online account and applying to college using an online application. Please contact the college's Admissions & Records Office for assistance."</p> <p>9.14.18 – Remove Input rule: Date may not be less than 13 years before current date; else error message, "We found some problems with the information you submitted: Federal privacy laws restrict applicants age 13 or younger from creating an online account and applying to college using an online application. Please contact the college's Admissions & Records Office for assistance.</p> <p>per re-evaluation of COPPA laws pertaining to an online account for the purposes of applying to an educational institution.</p>

Mailing Address: Street

Data Element:	streetaddress1, streetaddress2
Description:	Applicant's response to Mailing Address, Street
Format, Length:	Two elements; each varchar, 50
Values:	Text string
Allows Null:	streetaddress1: No streetaddress2: Yes
Default:	None
Usage:	A U.S. street address will be 'normalized' by CASS software whenever possible.
Notes:	PO Boxes for mailing addresses are allowed. Contact table.
Xap Field:	Mailing address – street and Mailing address – street 2
Revision Log:	~~
Question Text:	Street Address or P.O. Box [textbox] [textbox]
Conditions:	Hidden if Mailing Address Same As Permanent is checked.
Additional Text:	Include apartment number or suite
Response Options:	Text string
Hover Help:	Enter your street address including apartment or suite number, or a P.O. Box.
Pop-Up Help:	None
Field Error Check:	None

Page Error Check:	The first textbox cannot be null; else error message, "For your Mailing Address, you must provide your street address."
Notes:	
Data Element:	contact: streetaddress1 and streetaddress2 (‘streetaddress’1 populates from first textbox, ‘streetaddress2’ from second)

Mailing Address: City

Data Element:	city
Description:	Applicant’s response to Mailing Address, City
Format, Length:	varchar, 50
Values:	Text string
Allows Null:	No
Default:	None
Usage:	A U.S. city name will be ‘normalized’ by CASS software whenever possible.
Notes:	
Xap Field:	Mailing address - city
Revision Log:	~~
Question Text:	City [textbox]
Conditions:	Hidden if Mailing Address Same As Permanent is checked.
Response Options:	Text string
Hover Help:	Enter the city or town name.
Field Error Check:	None
Page Error Check:	Cannot be null; else error message, "For your Mailing Address, you must provide the City."
Notes:	
Data Element:	contact: city

Mailing Address: State

Data Element:	state
Description:	Applicant's response to Mailing Address, State
Format, Length:	bpchar, 2
Values:	USPS abbreviation
Allows Null:	Yes, only if Country is not U.S.
Default:	None
Usage:	
Notes:	contact table
Xap Field:	Mailing address - state
Revision Log:	~~
Question Text:	State [textbox]
Conditions:	Hidden if Mailing Address Same As Permanent is checked. Replaced by field for Non-U.S. State/Province if Mailing Address Outside U.S. is checked.
Response Options:	Menu of U.S. states, territories, etc.
Field Error Check:	None
Page Error Check:	Required selection; else error message, "For your Mailing Address, you must select the State."
Notes:	
Data Element:	contact: state

Mailing Address: Non-USA Province

Data Element:	nonusaprovince
Description:	Applicant's response to Mailing Address, State/Province (non-US address)

Format, Length:	varchar, 30
Values:	Text string up to 30 characters
Allows Null:	Yes
Default:	None
Usage:	
Notes:	contact table
Xap Field:	mailAddrNonUSState
Revision Log:	~~
Question Text:	State/Province [text box]
Conditions:	Hidden if Mailing Address Same As Permanent is checked. Appears only if Mailing Address Outside U.S. is checked.
Additional Text:	
Response Options:	Text string, or null.
Hover Help:	Enter the name of the state or province in your mailing address. Leave blank if your mailing address does not include a state or province.
Pop-Up Help:	
Field Error Check:	None
Page Error Check:	None
Notes:	
Data Element:	contact: nonusaprovince

Mailing Address: Postal Code

Data Element:	postalcode
Description:	Applicant's response to Mailing Address, ZIP Code or Postal Code (non-U.S. address) ZIP Code displays for U.S. addresses; Postal Code displays for non-U.S. addresses.
Format, Length:	varchar 20
Values:	Text string up to 20 characters If US, format will be 'nnnnn' or 'nnnnn-nnnn'
Allows Null:	No
Default:	None
Usage:	
Notes:	A U.S. ZIP Code will be corrected by CASS software whenever necessary. contact table
Xap Field:	Mailing address - zip code mailingAddrIntlCode
Revision Log:	~~
Question Text:	ZIP Code [textbox]
Conditions:	Hidden if Mailing Address Same As Permanent is checked. Replaced by field for Postal Code if mailing address outside of the United States is selected.
Additional Text:	
Response Options:	Numeric value in format nnnnn, nnnnnnnnn, or nnnnn-nnnn.
Hover Help:	Enter your 5-digit or 9-digit ZIP code.
Pop-Up Help:	
Field Error Check:	Must be in format 'nnnnn' or 'nnnnn-nnnn' or 'nnnnnnnnn'; else error message, "The ZIP Code must be 5 or 9 digits." If entered value is formatted nnnnnnnnn, it will be changed to nnnnn- nnnn.
Page Error Check:	Required selection; else error message, "For your Mailing Address, you must provide the ZIP Code."

Notes:	In the future, some form of CASS validation will occur unless Mailing Address Outside U.S. is checked; details TBD.
Data Element:	contact: postalcode (This data element is used to store either US ZIP code or non-US postal code.)
Revision Log:	~~
Question Text:	Non-U.S. Postal Code [text box]
Conditions:	Hidden if Mailing Address Same As Permanent is checked. Appears only if Mailing Address Outside U.S. is checked.
Additional Text:	
Response Options:	Text string, or null.
Hover Help:	Enter the postal code for your mailing address. Leave blank if your address does not include a postal code.
Pop-Up Help:	
Field Error Check:	None
Page Error Check:	None
Notes:	
Data Element:	contact: postalcode (This data element is used to store either US ZIP code or non-US postal code.)
Revision Log:	~~

Mailing Address: Country

Data Element:	country
Description:	For non-US addresses, applicant's response to Mailing Address, Country
Format, Length:	bpchar, 2
Values:	ISO 3166 International Standard for country codes Alpha-2 code (officially assigned)

Allows Null:	No
Default:	US
Usage:	
Notes:	Country is asked only for non-US addresses; must default to US when Country is not asked. contact table
Xap Field:	Mailing address - country
Revision Log:	~~
Question Text:	Country [menu]
Conditions:	Hidden if Mailing Address Same As Permanent is checked. Appears only if Mailing Address Outside U.S. is checked.
Response Options:	Menu of non-U.S. countries, per ISO.
Field Error Check:	None
Page Error Check:	Required selection; else error message, "For your Mailing Address, you must select the Country.
Notes:	
Data Element:	contact: country (This data element defaults to US for U.S. addresses.)
Revision Log:	~~

Mailing Address: Same as Permanent

Data Element:	address_same
Description:	Records whether or not applicant has checked the box indicating that the mailing address is the same as the permanent address
Format, Length:	boolean, 1

Values:	1 = True/Yes 0 = False/No
Allows Null:	No
Default:	None
Usage:	
Notes:	contact table
Xap Field:	permAddrSameAsMailing (Xap has checkbox for Permanent Address same as Mailing Address)
Revision Log:	~~
Question Text:	[checkbox] My Mailing Address is the same as the Permanent Address in my OpenCCC Account above
Conditions:	Always
Additional Text:	None
Response Options:	Checked / Unchecked
Field Error Check:	None
Page Error Check:	None
Notes:	Checking this box causes the rest of the mailing address questions to be hidden, and the mailing address fields to be populated from the corresponding permanent address fields. Unchecking the box causes the rest of the mailing address questions to reappear.
Data Element:	None

Mailing Address outside U.S.

Data Element:	non_us_address
---------------	----------------

Description:	Checkbox indicating if user’s current mailing address is outside the U.S.
Format, Length:	boolean, TRUE or FALSE
Question Text:	[checkbox] My current Mailing Address is outside the United States.
Conditions:	Hidden if Mailing Address Same As Permanent is checked.
Additional Text:	
Response Options:	Checked / Unchecked
Pop-Up Help:	A pop-up <i>Confirmation</i> dialog box displays when the applicant selects the "My current mailing address is outside the United States " check box. The pop-up dialog box messaging displays: "My mailing address is outside the United States." followed by <i>Yes</i> and <i>No</i> radio buttons (the <i>No</i> radio button is selected by default). After selecting either <i>Yes</i> or <i>No</i> the applicant must click Continue to close the dialog box and can then continue their application.
Field Error Check:	None
Page Error Check:	None
Notes:	Clearing the check box toggles the fields back to <i>State</i> and <i>ZIP Code</i> .

No Mailing Address - Homeless

Data Field	<no_mailing_address_homeless>
Description	Applicant indicates here if they do not have a current mailing address because they are homeless.
Condition	<p>Only display IF <no_perm_address_homeless> is not empty (True or Yes). Display in Apply, BOG, and International. Optional response.</p> <p>IF <no_perm_address_homeless> is unchecked (No) then do not display <no_mailing_address_homeless> in Apply, BOG, International;</p> <p>IF <non_us_address> is not empty (True or Yes), then do not display <no_mailing_address_homeless> in Apply, BOG.</p> <p>If user is under 25 years of age, and checks <no_mailing_address_homeless> checkbox (Yes or True) then display a confirmation popup box and require a response. See “Pop-up Help” below.</p>

Format	String Checkbox 0 = No/False; 1 = Yes/True
Length	1
Input Rules	<p>If checkbox is NOT EMPTY, then</p> <ol style="list-style-type: none"> hide/replace checkbox field in Current Mailing: "My current mailing address is the same as my permanent address in my OpenCCC account above." with new checkbox and data field: <no_mailing_address_homeless> on all applications: Apply, BOG, and IA): remove validation in current mailing address fields and zip up fields from view. <p>Check/Uncheck toggles the display of the Mailing Address data fields and display of the "My current mailing address is the same as my permanent address in my OpenCCC Account" checkbox.</p>
Online Question Text	[checkbox] I have no current mailing address because I am currently homeless.
Notes	Implementation approved by Steering per state mandate AB801 Homeless Youth
Response Options:	Checked / Unchecked
Pop Up Help:	<p>If User is under 25 years of age, a pop-up <i>Confirmation</i> dialog box displays when the applicant selects the "I have no current mailing address because I am currently homeless" <no_mailing_address_homeless> check box. The pop-up dialog box messaging displays:</p> <p>Confirmation:</p> <p>I confirm that I have no current mailing address because I am currently homeless.</p> <p>Radio button: Yes - I'm homeless and I have no current mailing address.</p> <p>Radio button: No - I need to update my current mailing address.</p> <p>After selecting either <i>Yes</i> or <i>No</i> the applicant must click Continue to close the dialog box and can then continue their application.</p>
Field Error Check:	None
Page Error Check:	None

No Permanent Address Homeless

Data Field	<no_perm_address_homeless>
------------	----------------------------

Description	Applicant indicates here if they do not have a permanent address because they are homeless
Condition	<p>Always display in Permanent Address section in OpenCCC Account and Edit Account across Apply, BOG, International.</p> <p>If checked (Yes) THEN:</p> <p>display "I have no current mailing address because I am currently homeless" checkbox in Mailing Address section (Apply, BOG, and International);</p> <p>set default value to "Yes" in "Homeless Youth" field on Residency page in Apply;<homeless_youth></p> <p>Display pop-up confirmation dialog box and require a response (see Pop-Up Help below).</p> <p>IF unchecked (No) then do not display "No Mailing Address" in Apply, BOG, International; and 2) ensure <homeless_youth> is cleared (no default value set).</p> <p>Regardless of age, if <perm_address_outside_us" = Yes, THEN do not display <no_perm_address_homeless> checkbox regardless of age.</p>
Format	String Checkbox 0 = No/False; 1 = Yes/True
Length	1
Input Rules/error validation	<p>If empty, do not display "No Mailing Address Homeless" checkbox in Account Mailing page in Apply, BOG, and IA.</p> <p>If not empty, do not trigger error validation in the Permanent address fields.</p> <p>If not empty, do not trigger error validation in the Current Mailing address fields</p> <p>If not empty, set default value for "homeless_youth" question in the Residency table in Apply to Yes.</p>
Online Question Text	[checkbox] "I have no permanent address because I am currently homeless."
Additional Text:	<p>The following additional text appears adjacent to checkbox question in OpenCCC Account Creation and Edit OpenCCC Account.</p> <p><i>"International, F1, M1, or J1 visa students MUST provide a permanent address."</i></p>
Pop Up Help	<p>A pop-up Confirmation dialog box displays when the applicant selects the "I have no permanent mailing address because I am currently homeless" <no_perm_address_homeless> check box. The pop-up dialog box messaging displays:</p> <p>Confirmation:</p> <p>Please confirm that you have no permanent address because you are currently homeless.</p> <p>Yes - I have no permanent address No - I need to update my permanent address</p> <p>After selecting either Yes or No the applicant must click Continue to close the dialog box and can then continue their application.</p>

Notes	<p>Implementation approved by Steering per state mandate AB801 Homeless Youth</p> <p>Add validation to <visa_type> on Citizenship/Military page:</p> <p>"IF <visa_type> is F1, M1, or J1, THEN <no_perm_address_homeless> must be empty (No/False), else error message, "We found a conflict in your responses. F1, M1, or J1 student visa holders, must provide a permanent address in order to submit this application. Please enter your permanent address by editing your OpenCCC Account on the Account Information section."</p>
-------	--

Permanent Address: Street1 and Street2

Data Name:	<p>streetaddress1, streetaddress2 (OpenCCC Account, BOG Fee Waiver)</p> <p>perm_streetaddress1, perm_streetaddress2 (CCCAppl Standard Application)</p> <p>perm_addr_street_1, perm_addr_street_2 (CCCAppl International Application)</p>
Description:	Street portion of applicant’s permanent address.
Last Revision:	6/8/15
Data Type/Format:	<p>char, 50</p> <p>Two fields (extended character set, allowing hyphens, letters with diacritical marks or accents, etc.)</p>
Allows Null:	<p>Yes: streetaddress1, perm_streetaddress1, perm_addr_street_1</p> <p>No: streetaddress2, perm_streetaddress2, perm_addr_street_2</p>
Error Checking:	<p>Response required; else error message, “You must provide your street address.”</p> <p>Software will attempt to validate the street address. If the address cannot be validated, the following error message will be displayed:</p> <p>The address entered appears to be incomplete. If you are sure the address is correct, please check the box below to ignore this warning.</p> <p>Please note that the verification system might make some changes to the information you entered in an attempt to match its records. Make sure to double check the address you entered below before proceeding.</p> <p>The following additional text and validation field displays, and the applicant must select the check box or correct their street address in order to save their OpenCCC Account information:</p> <p>[check box] I have verified the address entered is correct</p>
Online Display:	Street Address [two text fields]
Additional Text:	<p>Include apartment number or suite</p> <p>[Displays under the two Street Address text fields]</p>

Storage/Usage:	Stored in database for use in auto population. Included in Account Profile.
Notes/Constraints:	
Prompt Text:	Street Address [2 textboxes] (please include apartment/suite numbers)
Hover Help:	Enter your street address using one or both lines. Include your apartment or suite number if you have one.
Pop-Up Help:	See Error Checking, above.
XAP Field:	Permanent address – street and Permanent address – street 2
MIS Correlation:	None
Values - Labels:	Two text strings; second may be null

Permanent Address: City

Data Name:	city (OpenCCC Account, BOG Fee Waiver) perm_city (CCCApply Standard Application) perm_addr_city (CCCApply International Application)
Description:	City portion of applicant's permanent address.
Last Revision:	1/13/11
Data Type/Format, Length:	char, 50 (Extended character set, allowing hyphens, letters with diacritical marks or accents, etc.)
Error Checking:	Required user response; else error message, "In your Permanent Address, you must specify the City."
Storage/Usage:	Stored in database for use in auto population. Included in Account Profile.
Notes/Constraints:	
Prompt Text:	City [textbox]
Hover Help:	Enter the city where you permanently reside.
Pop-Up Help:	

XAP Field:	Permanent address - city
MIS Correlation:	None
Values - Labels:	Text string

Permanent Address: State

Data Name:	state (OpenCCC Account, BOG Fee Waiver) perm_state (CCCApply Standard application) perm_addr_state (CCCApply International application)
Description:	State portion of applicant's permanent address.
Last Revision:	11/2/10
Data Type/Format, Length:	char, 2
Error Checking:	Required user response if Country = US; else error message, "In your Permanent Address, you must specify the State."
Allows Null:	Yes, only if Country is not U.S. (in which case the field label displays as State/ Province)
Storage/Usage:	Stored in database for use in auto population. Included in Account Profile.
Notes/Constraints:	
Prompt Text:	When the "My permanent address is outside the United States." check box is cleared: State [drop-down list] When the "My permanent address is outside the United States." check box is selected: State/Province [text box]
Hover Help:	Enter the U.S. state where you permanently reside.
Pop-Up Help:	
Values - Labels:	blank/null or 2-character USPS state code

Permanent Address: Non-U.S. State/Province

Data Name:	nonusaprovince (OpenCCC Account) perm_nonusaprovince (CCCApply Standard application) non_us_permanent_home_non_us_province (CCCApply International application) province (BOG Fee Waiver application)
Description:	State/province portion of applicant's non-U.S. permanent address.
Last Revision:	1/13/11
Format, Length:	OpenCCC Account, CCCApply Standard Application, BOG Fee Waiver: char, 30 Extended character set, allowing hyphens, letters with diacritical marks or accents, etc. CCCApply International Application: char, 50
Error Checking:	Optional; no error checking.
Storage/Usage:	Stored in database for use in auto population. Included in Account Profile.
Online Display:	State/Province Conditionally displays when the following OpenCCC Account check box is selected: "My permanent address is outside the United States." and the user has clicked through the confirmation pop-up to confirm their address is outside the United States.
Notes/Constraints:	
Prompt Text:	State/Province [text box]
Hover Help:	Enter the name of the state or province you live in. Leave blank if your permanent address does not include a state or province.
Pop-Up Help:	
XAP Field:	permAddrNonUSState
MIS Correlation:	None
Values - Labels:	Null or text string

Permanent Address: ZIP Code or Postal Code

Data Name:	postalcode (OpenCCC Account and BOG Fee Waiver application) perm_postalcode (CCCApply Standard application) perm_addr_zip_code (CCCApply International application) perm_addr_non_us_postal_code (CCCApply International application)
Description:	Zip code (for U.S.) or Postal Code (if non-U.S.) portion of applicant’s permanent address.
Last Revision:	11/2/10
Format, Length:	<p>OpenCCC Account, CCCApply Standard, and BOG Fee Waiver applications: char, 20 numeric-plus: nnnnn-nnnn or nnnnn</p> <p>CCCApply International application: character varying, 30</p> <p>extended character set, allowing hyphens, symbols, letters with diacritical marks or accents, etc.</p>
Error Checking:	<p>Required user response if Country = US; else error message, “In your Permanent Address, you must specify the ZIP Code. It must be a valid ZIP code in ##### or #####-#### format.”</p> <p>If the "My permanent address is outside the United States" check box is selected, then the ZIP Code field label displays as Postal Code and the field is not required.</p>
Online Display:	<p>When the "My permanent address is outside the United States." check box is cleared: ZIP Code [text box]</p> <p>When the "My permanent address is outside the United States." check box is selected: Postal Code [text box]</p>
Storage/Usage:	<p>Stored in database for use in auto population.</p> <p>Included in Account Profile.</p>
Notes/Constraints:	
Prompt Text:	<p>ZIP Code [textbox]</p> <p>Postal Code [textbox]</p>
Hover Help:	<p>ZIP Code: Enter your ZIP code (5 or 9 digits).</p> <p>OR</p> <p>Postal Code: Enter the postal code for your permanent address. Leave blank if your permanent address does not include a postal code.</p>
Pop-Up Help:	

Values - Labels:	Null or nnnnn-nnnn or nnnnn
XAP Field:	Permanent address - zip code permAddrIntlCode
MIS Correlation:	None

Permanent Address: Country

Data Name:	country (OpenCCC Account and BOG Fee Waiver applications) perm_country (CCCApply Standard application) perm_addr_country (CCCApply International application)
Description:	Country portion of applicant's permanent address.
Last Revision:	11/2/10
Data Type/Format, Length:	char, 2
Error Checking:	Required user response when address is not in U.S.; else error message "In your Permanent Address, you must select the Country."
Storage/Usage:	Stored in database for use in auto population. Included in Account Profile.
Notes/Constraints:	Store US unless the address type is non-US. The Country field value is used in determining the U.S. non-U.S. residency for the applicant.
Prompt Text:	Country [menu]
Hover Help:	
Pop-Up Help:	
XAP Field:	Permanent address - country
MIS correlation:	None
Values - Labels:	ISO 3166 International Standard for country codes Alpha-2 code (officially assigned)

Main Phone Number

Data Name:	mainphone (OpenCCC Account and CCCApply Standard and BOG Fee Waiver applications) main_phone_number (CCCApply International Application)
Description:	Applicant's main telephone number.
Last Revision:	11/2/10
Format, Length:	char, 19 (OpenCCC Account) char, 14 (CCCApply Standard and BOG Fee Waiver applications) char, 25 (CCCApply International application) 10 to 14 characters, numeric plus: (nnn) nnn-nnnn
Error Checking:	Optional user response. Must be properly formatted and meet validation tests; else error message, "The Main Telephone Number you entered is not valid. Please correct it as appropriate." 123-456-7890 and any number with all digits the same (e.g., 444-444-4444) are not allowed. Area codes will be validated Client-side validation: The mainphone field must not be blank if the secondphone field is populated when the user clicks Continue to move to page 3 of 3 in the account set up; else error message, "Please enter your Main Telephone Number before entering a Second Telephone Number." When the user clicks OK to close the error dialog box, focus is placed on the mainphone field.
Storage/Usage:	Stored in database for use in auto population. Included in Account Profile.
Notes/Constraints:	Populates CCCApply Standard and CCCApply International and BOG Fee Waiver applications from OpenCCC Account database at time of submission.
Prompt Text:	Main Telephone [textbox] ###-###-####
Hover Help:	Enter a phone number at which you can be reached.
Pop-Up Help:	
Values - Labels:	Null or text string

Main Phone: Extension


Data Name:	mainphone_ext
Description:	Extension for applicant's main telephone number.
Last Revision:	11/2/10
Data Type/Format, Length:	char, 4
Allows Null:	Yes
Error Checking:	Optional user response
Storage/Usage:	Stored in database for use in auto population. Included in Account Profile.
Notes/Constraints:	None Populates CCCApply Standard, CCCApply International form, and BOG Fee Waiver applications from OpenCCC Account database at time of submission.
Prompt Text:	Extension (if any) [textbox] up to four digits
Hover Help:	If your main phone number includes an extension, enter up to four digits here.
Pop-Up Help:	
Values - Labels:	Null or numeric string; integer up to 9999
MIS Correlation:	None

Main Phone: Text Permission

Data Name:	mainphone_auth_txt (OpenCCC Account) mainphone_auth_txt (CCCApply Standard and BOG Fee Waiver applications) main_phone_auth_txt (CCCApply International application)
Description:	User's permission to send text messages to the main telephone number
Last Revision:	11/2/10
Data Type/Format, Length:	char, 1 (OpenCCC Account) boolean, 1 (CCCApply Standard and International and BOG Fee Waiver applications)

Error Checking:	Optional user response; no error checking.
Storage/Usage:	Stored in database for use in auto population. Included in Account Profile.
Notes/Constraints:	
Prompt Text:	[Checkbox] I authorize text messages to my main telephone number, and accept responsibility for any charges that result.
Hover Help:	
Pop-Up Help:	
Application Display:	In CCCApply Standard and International applications: If the applicant did not authorize SMS text messages to their number, then the following text displays below their Main Phone number (and Second Phone number, if provided): "Not authorized for text messages". If the applicant did authorize SMS text messages, then the following message displays below their Main Phone number (and Second Phone number, if provided/ opted-in): "Authorized for text messages".
Values - Labels:	1 = Yes (checked) 0 = No (not checked)

Second Phone Number

Data Name:	secondphone (OpenCCC Account and CCCApply Standard Application) second_phone_number (CCCApply International application)  Note: The secondphone field does not populate the BOG Fee Waiver application table.
Description:	Applicant’s second telephone number.
Last Revision:	11/2/10
Data Type/Format, Length:	char, 19 char, 14 (CCCApply Standard application) char, 25 (CCCApply Standard application) 10 to 14 characters, numeric plus: (nnn) nnn-nnnn
Error Checking:	Optional user response. Must be properly formatted and meet validation tests; else error message, “The Second Telephone Number you entered is not valid. Please correct it as appropriate.”

	<p>123-456-7890 and any number with all digits the same (e.g., 444-444-4444) are not allowed.</p> <p>Area codes will be validated (against a list or by format?).</p> <p>Client-side validation: The mainphone field must not be blank if the secondphone field is populated when the user clicks Continue to move to page 3 of 3 in the account set up; else error message, "Please enter your Main Telephone Number before entering a Second Telephone Number." When the user clicks OK to close the error dialog box, focus is placed on the mainphone field.</p>
Storage/Usage:	<p>Stored in database for use in auto population.</p> <p>Included in Account Profile.</p>
Notes/Constraints:	Populates CCCApply and International applications from OpenCCC Account database at time of submission.
Prompt Text:	Second Telephone Number [textbox] (###)###-####
Hover Help:	Enter a second phone number at which you can be reached.
Values - Labels:	Null or text string
XAP Field:	Secondary phone number

Second Phone: Extension

Data Element:	secondphone_ext
Description:	Second telephone extension
Format, Length:	varchar, 4
Values:	Integer up to 9999
Allows Null:	Yes
Error Checking:	Optional user response
Default:	None
Storage/Usage:	<p>Stored in database for use in auto population.</p> <p>Included in Account Profile.</p>
Prompt Text:	Extension (if any) [textbox] up to four digits
Hover Help:	If your second phone number includes an extension, enter up to four digits here.
Notes:	Populates from OpenCCC Account database at time of submission.

Xap Field:	Secondary phone - extension
Revision Log:	~~
MIS Correlation	None
Input Rules	Optional user response

Second Phone: Text Permission

Data Name:	secondphone_auth_txt (OpenCCC Account) secondphone_auth_text (CCCApply Standard Application) Note: The BOG Fee Waiver application does not store secondphone_auth_txt data.
Description:	User's permission to send text messages to the second telephone number
Last Revision:	11/2/10
Data Type/Format, Length:	char, 1 (OpenCCC Account) boolean, 1 (CCCApply Standard and International Applications)
Error Checking:	Optional user response; no error checking.
Storage/Usage:	Stored in database for use in auto population. Included in Account Profile.
Notes/Constraints:	
Prompt Text:	[Checkbox] I authorize text messages to my second telephone number, and accept responsibility for any charges that result.
Hover Help:	
Pop-Up Help:	
Values - Labels:	1 = Yes (checked) 0 = No (not checked)

Main Phone: International

Data Name:	mainphoneintl
Description:	


Last Revision:	
Data Type/Format, Length:	Character varying, 25
Error Checking:	
Storage/Usage:	
Notes/Constraints:	
Prompt Text:	
Hover Help:	
Pop-Up Help:	
Values - Labels:	

Second Phone: International

Data Name:	secondphoneintl
Description:	
Last Revision:	
Data Type/Format, Length:	Character varying, 25
Error Checking:	
Storage/Usage:	
Notes/Constraints:	
Prompt Text:	
Hover Help:	
Pop-Up Help:	

Values - Labels:	
------------------	--

Email Address

Data Name:	email
Description:	Applicant's email address.
Last Revision:	11/2/10
Format, Length:	<p>char, 254</p> <p> Note: Field length for BOG Fee Waiver is 128</p> <p>Two fields; each up to 48 characters, alphanumeric plus '@' and '.'</p>
Error Checking:	<p>Required user response. Must contain one '@' symbol (not as the first character) and one '.', and must not begin with "mailto:" else error message, "Your Email Address is invalid or absent. You must enter a valid Email Address."</p> <p>Email address and confirmation must be identical; else error message, "Your Email Address entries do not match. Please make sure you enter exactly the same Email Address in each field."</p>
Storage/Usage:	<p>Only one field is stored.</p> <p>Stored in database for use in auto population.</p> <p>Included in Account Profile.</p> <p>Not required to be unique: two or more accounts can have the same Email Address.</p>
Notes/Constraints:	<p>The Steering Committee has affirmed that email addresses must be required, because many colleges use email as the only way to send important information to applicants about registration, etc. Users will be required to sign up for an email account if they do not have an email address, and they will be expected to check the email account.</p> <p>A valid email address is necessary for creating an OpenCCC Account. When a student first lands on the OpenCCC Sign In page, they are notified of the requirement to have a valid email address and are provided links to free email account providers.</p> <p>Populates CCCApply Standard and International and BOG Fee Waiver applications from OpenCCC Account database at time of submission.</p>


<p>Prompt Text:</p>	<p>An email address is required for important messages, including information about college admission and registration. Please enter an email address that you check regularly.</p> <p>Email Address [textbox]</p> <p>Repeat Email Address [textbox]</p>
<p>Hover Help:</p>	<p>Enter an email address so OpenCCC and colleges that you apply to can communicate with you.</p>
<p>Pop-Up Help:</p>	
<p>Values - Labels:</p>	<p>Text string in valid email address format</p>


Demographic Information

The tables in this section show the fields that are populated from the Demographic Information tab of the CCCApply Standard application.


Gender

Data Element:	gender
Description:	Applicant's response to gender question in the Gender/Transgender section.
Format, Length:	bpchar, 1
Values:	F = Female M = Male X = Decline to state Null = No selection
Allows Null:	Yes
Default:	-- Select Gender --
Usage:	Correlates to MIS element SB04, with some difference in values. Gender is used primarily by agencies affiliated with state reporting and evaluation of educational programs.


Notes:	<p>Correlates to MIS SB04, with modified descriptions.</p> <p>Gender is sensitive information, protected by federal law and the Office of Civil Rights. Any change to the text, prompt, access, or transmission of this data item must be approved by the Legal Counsel of the CCC Chancellor’s Office and the Office of Civil Rights.</p> <p>This information may not be provided to staff in the capacity of making a decision to admit an applicant until after the applicant is admitted—that is, uniformly enabled to register for classes.</p> <p>“Decline to state” must be one of the choices for gender, per OCR. Not only does this choice provide the required option not to identify gender, there are also people who do not identify with any gender option.</p> <p> Note: Per the AB620 implementation requirements, the Transgender and Sexual Orientation language, questions and data fields, will not appear onscreen if the applicant is a minor (18 yrs or younger). If the applicant is a non-minor (19 yrs or older), the onscreen layout changes to display the AB620 language, data field questions and responses. For more details on the AB620 implementation, including collection, storage, and download restrictions, see:</p> <p>Transgender on page 79</p> <p>Sexual Orientation on page 80</p>
Xap Field:	gender
Revision Log:	~~
Question Text:	Gender [menu]
Conditions:	<p>Always display the Gender data field (to minors and non-minors)</p> <p>As per the AB620 requirements, only display the question text/label for "/Transgender" if the student is 19 years old or older (non-minor). The "/Transgender" part of the section label is to be conditional and only appear if the student is not a minor. If the student is 19 years old or older, the "/Transgender" part of the section label should appear.</p>
Additional Text:	<p>“This information will be used for state and federal reporting purposes. It is optional and voluntary and will not be used for a discriminatory purpose. “Gender in this context, means a person’s sex, or a person’s gender identity and gender expression.”</p>
Response Options:	<p>F = Female</p> <p>M = Male</p> <p>X = Decline to state</p> <p><Null> = No selection</p>

<p>Pop-Up Help:</p>	<p>The Pop-Up Help text box contains definitions for all four hyperlinked terms that appear in the Gender, Transgender, and Sexual Orientation questions/data fields. The Pop-Up Help box appears when the user clicks on any of the hyperlinks that appear onscreen for the user.</p> <p> Note: Per the AB620 implementation, if the applicant is a minor (18 yrs or younger) only the “gender identity” and “gender expression” hyperlinks appear onscreen for the user; however, the Pop-Up Help text box will contain all four term definitions (Gender Identity, Gender Expression, Transgender, and Sexual Orientation) for all users – minors and non-minors. See the Transgender and Sexual Orientation data field specifications for usage and additional notes for these fields pertaining to the AB620 requirements.</p> <p>The same pop-up help text displays for the <i>gender identity</i>, <i>gender expression</i>, <i>transgender</i>, and <i>sexual orientation</i> links:</p> <p>"Sexual Orientation" Sexual orientation describes an enduring pattern of attraction-emotional, romantic, sexual, or some combination of these-to persons of the opposite sex, the same sex, or to both sexes, as well as the genders that accompany them.</p> <p>"Gender Identity" means one's private sense of being male or female.</p> <p>"Gender Expression" means a person's gender-related appearance and behavior, whether or not stereotypically associated with the person's assigned sex at birth.</p> <p>"Transgender" is the state of one's gender identity (self-identification as woman, man, neither or both) not matching one's assigned sex (identification by others as male, female or intersex based on physical/genetic sex).</p>
<p>Field Error Check:</p>	<p>None</p>
<p>Page Error Check:</p>	<p>None</p>
<p>Data Element:</p>	<p>personal_info: gender</p>


Transgender

<p>Data Element:</p>	<p>transgender</p> <p> Note: Restricted. Not downloadable via CCCApply Download Client.</p>
<p>Description:</p>	<p>Applicant’s response to transgender question in the Gender/Transgender section.</p>
<p>Format, Length:</p>	<p>bytes, 1</p>
<p>Values:</p>	<p>1 = Yes</p> <p>2 = No</p> <p>3 = Decline to State</p> <p>Null = No selection</p>


Allows Null:	Yes Null value is stored for applicants under 19 years of age.
Default:	-- Select Transgender Response --
Usage:	These requirements are for the implementation of AB620. California law (AB620) requires the California Community Colleges to collect aggregate demographic information regarding the sexual orientation, gender identity, and gender expression of students. It also requests annual transmittal of summary demographic reporting to the Legislature and posting of such summary information on the CCC Chancellor's Office web site.
Notes:	Restricted data; not available for download. AB620 questions do not appear to applicants under 19 years of age (minor). 9.28.18: The onscreen text was changed to more accurately reflect how the demographic data is summarized and transmitted to the CCCCCO.. "By California law, the California Community Colleges collect voluntary demographic information regarding the sexual orientation, gender identity, and gender expression of students. This information is used for summary demographic reporting and will not be used for a discriminatory purpose. Your responses are kept private and secure. Providing this information is optional."
Question Text:	Do you consider yourself transgender? [menu]
Conditions:	Display ONLY if the applicant is 19 years old or older; Do NOT display if applicant is 18 years or younger.
Additional Text:	The transgender question will appear in the following section with this text preceding the questions. ""By California law, the California Community Colleges collect voluntary demographic information regarding the sexual orientation, gender identity, and gender expression of students. <ul style="list-style-type: none"> • This information is used for summary demographic reporting and will not be used for a discriminatory purpose. • Your responses are kept private and secure. • Providing this information is optional."
Response Options:	Yes No Decline to State No selection
Pop-Up Help:	The Pop-Up Help text box contains definitions for all four hyperlinked terms that appear in the Gender, Transgender, and Sexual Orientation questions/data fields. The Pop-Up Help

	<p>box appears when the user clicks on any of the hyperlinks that appear onscreen for the user.</p> <p> Note: Per the AB620 implementation, if the applicant is a minor (18 yrs or younger) only the “gender identity” and “gender expression” hyperlinks appear onscreen for the user; however, the Pop-Up Help text box will contain all four term definitions (Gender Identity, Gender Expression, Transgender, and Sexual Orientation) for all users – minors and non-minors. See the Transgender and Sexual Orientation data field specifications for usage and additional notes for these fields pertaining to the AB620 requirements.</p> <p>The same pop-up help text displays for the <i>gender identity</i>, <i>gender expression</i>, <i>transgender</i>, and <i>sexual orientation</i> links:</p> <p>"Sexual Orientation" Sexual orientation describes an enduring pattern of attraction-emotional, romantic, sexual, or some combination of these-to persons of the opposite sex, the same sex, or to both sexes, as well as the genders that accompany them.</p> <p>"Gender Identity" means one's private sense of being male or female.</p> <p>"Gender Expression" means a person's gender-related appearance and behavior, whether or not stereotypically associated with the person's assigned sex at birth.</p> <p>"Transgender" is the state of one's gender identity (self-identification as woman, man, neither or both) not matching one's assigned sex (identification by others as male, female or intersex based on physical/genetic sex).</p>
Field Error Check:	None
Page Error Check:	None
Data Element:	transgender
Revision Log:	Revised onscreen text in 6.2.0 (9.28.18).

Sexual Orientation

Data Element:	<p>orientation</p> <p> Note: Restricted. Not downloadable via CCCApply Download Client.</p>
Description:	Applicant’s response to sexual orientation question
Format, Length:	bytea, 1

Values:	<p>1 = Straight/Heterosexual</p> <p>2 = Gay or Lesbian/Homosexual</p> <p>3 = Bisexual</p> <p>4 = Other</p> <p>5 = Decline to State</p> <p>Null = No selection</p>
Allows Null:	<p>Yes</p> <p>Null value is stored for applicants under 19 years of age.</p>
Default:	-- Select Sexual Orientation --
Usage:	<p>These requirements are for the implementation of AB620.</p> <p>California law (AB620) requires the California Community Colleges to collect aggregate demographic information regarding the sexual orientation, gender identity, and gender expression of students. It also requests annual transmittal of summary demographic reporting to the Legislature and posting of such summary information on the CCC Chancellor’s Office web site.</p>
Notes:	<p>Restricted data; not available for download. AB620 questions do not appear to applicants under 19 years of age (minor).</p> <p>9.28.18: The onscreen text was changed to more accurately reflect how the demographic data is summarized and transmitted to the CCCC..</p> <p>"By California law, the California Community Colleges collect voluntary demographic information regarding the sexual orientation, gender identity, and gender expression of students.</p> <p>This information is used for summary demographic reporting and will not be used for a discriminatory purpose.</p> <p>Your responses are kept private and secure. Providing this information is optional."</p>
Question Text:	Please indicate your sexual orientation [menu]
Conditions:	Display ONLY if the applicant is 19 years old or older; Do NOT display if applicant is 18 years or younger.

<p>Additional Text:</p>	<p>The sexual orientation question will appear in the following section with this text preceding the questions.</p> <p>""By California law, the California Community Colleges collect voluntary demographic information regarding the sexual orientation, gender identity, and gender expression of students.</p> <ul style="list-style-type: none"> • This information is used for summary demographic reporting and will not be used for a discriminatory purpose. • Your responses are kept private and secure. • Providing this information is optional.”
<p>Response Options:</p>	<p>Straight/Heterosexual</p> <p>Gay or Lesbian/Homosexual</p> <p>Bisexual</p> <p>Other</p> <p>Decline to State</p> <p>No selection</p>
<p>Pop-Up Help:</p>	<p>The Pop-Up Help text box contains definitions for all four hyperlinked terms that appear in the Gender, Transgender, and Sexual Orientation questions/data fields. The Pop-Up Help box appears when the user clicks on any of the hyperlinks that appear onscreen for the user.</p> <p> Note: Per the AB620 implementation, if the applicant is a minor (18 yrs or younger) only the “gender identity” and “gender expression” hyperlinks appear onscreen for the user; however, the Pop-Up Help text box will contain all four term definitions (Gender Identity, Gender Expression, Transgender, and Sexual Orientation) for all users – minors and non-minors. See the Transgender and Sexual Orientation data field specifications for usage and additional notes for these fields pertaining to the AB620 requirements.</p> <p>The same pop-up help text displays for the <i>gender identity</i>, <i>gender expression</i>, <i>transgender</i>, and <i>sexual orientation</i> links:</p> <p>"Sexual Orientation" Sexual orientation describes an enduring pattern of attraction-emotional, romantic, sexual, or some combination of these-to persons of the opposite sex, the same sex, or to both sexes, as well as the genders that accompany them.</p> <p>"Gender Identity" means one's private sense of being male or female.</p> <p>"Gender Expression" means a person's gender-related appearance and behavior, whether or not stereotypically associated with the person's assigned sex at birth.</p> <p>"Transgender" is the state of one's gender identity (self-identification as woman, man, neither or both) not matching one's assigned sex (identification by others as male, female or intersex based on physical/genetic sex).</p>
<p>Field Error Check:</p>	<p>None</p>
<p>Page Error Check:</p>	<p>None</p>

Data Element:	orientation
Revision Log:	9.28.18: The onscreen text was changed to more accurately reflect how the demographic data is summarized and transmitted to the CCCCCO.

Dependent of Parent/Guardian

Data Element:	dependent_status
Description:	Whether applicant is a minor subject to care and control of guardian per residency law—and if not, whether applicant is a non-minor or an independent minor.
Format, Length:	bpchar, 1
Values:	<p>1 = Applicant is dependent. Selected <i>“None of the statements above is true about me.”</i></p> <p>2 = Applicant is under 19 and independent. Selected <i>“At least one of these statements is true about me”.</i></p> <p>3 = Applicant is 19 or older and therefore independent. The applicant will not have been presented with the parent/guardian questions.</p>
Allows Null:	No
Default:	3
Usage:	If this field = 1, parent/guardian questions are asked and many residency-related questions are reworded to refer to parent/guardian rather than “you”.
Notes:	General law identifies a ‘Minor’ as under age 18; however, the “Evidence of Intent” rules in the Student Attendance Accounting Manual (Chapter 2), based on Title 5 section 54024, specify ‘under 19 years’ as the differentiating criterion, superseding general law.
Question Text:	<p>Select the statement that applies to you:</p> <p><input type="radio"/> At least one of the following statements is true about me:</p> <ul style="list-style-type: none"> • I am or have been married. • I am legally <u>emancipated</u>. • I do not have a living parent or guardian • As of <current date>, I will be on active duty in the armed services. • As of <current date>, I will have been <u>self-supporting</u> for at least one year.

	<input type="radio"/> None of the statements above is true about me.
<p>Conditions:</p>	<p>Appears only if the applicant will be under 19 at RDD.</p>
<p>Additional Text:</p> <p>By California law, qualification for resident tuition is based on the residency of your parent(s) or guardian(s) until you are 19 years of age, except in certain special circumstances. The following questions will be used to determine whether or not you need to provide <u>parent</u> or <u>guardian</u> information for the purposes of determining residency. Your response will not affect your admission to college.</p>	
<p>Response Options:</p>	<p>Must select one of the two radio buttons.</p>
<p>Pop-Up Help:</p>	<p>If any of the hyperlinks in the Question Text is clicked, a pop-up is displayed with the following text:</p> <p>Parent: For the purposes of this college application, your parent is a natural or adoptive mother or father with whom you live and/or who provides your support, care, and control. If you have two parents, you can enter the name of either one.</p> <p>Guardian: For the purposes of this college application, your guardian is a person other than a parent who has been legally appointed to provide your support, care, and control. If you have two guardians, you can enter the name of either one.</p> <p>Emancipated: Being emancipated means that you have been legally released from the care and control of parent(s) and/or guardian(s), and are now responsible for your own care and control.</p> <p>To be considered legally emancipated for the purposes of this college application, you must have received a declaration of emancipation from a California court, or have been legally emancipated in another U.S. state.</p> <p>Self-Supporting: You are considered to be self-supporting if you do not receive any financial support from a parent or legal guardian in the year leading up to the start of the term for which you are applying.</p> <p>Financial support you may receive from colleges, institutions, or individuals who are not your parent or legal guardian does not affect whether you are considered self-supporting.</p>
<p>Field Error Check:</p>	<p>None</p>
<p>Page Error Check:</p>	<p>Required selection; else error message, "You must select one of the options related to your parent or guardian status."</p>

Notes:	This question determines whether someone who will be under 19 on RDD is subject to care and control of guardian for purposes of determining residency. For residency purposes (unlike in general law), a minor is defined as someone under 19 years of age.
Data Element:	dependent_status
Revision Log:	

Parent/Guardian Name: First

Data Element:	pg_firstname
Description:	Applicant's response to conditional question for Parent/Guardian First Name
Format, Length:	varchar, 20
Values:	Text string up to 20 characters
Allows Null:	Yes
Default:	None
Usage:	
Notes:	personal_info table
Xap Field:	Guardian/Parent name - first
Revision Log:	~~
Question Text:	First Name [textbox]
Conditions:	Only displayed if previous response indicates the person is under 19 and not independent.
Additional Text:	
Response Options:	Text string

Hover Help:	Enter the first name of one parent or guardian. If you have two parents or guardians, you can choose either one.
Pop-Up Help:	
Field Error Check:	None
Page Error Check:	None: optional response
Notes:	
Data Element:	personal_info: pg_firstname

Parent/Guardian Name: Last

Data Element:	pg_lastname
Description:	Applicant's response to conditional question for Parent/Guardian Last Name
Format, Length:	varchar, 25
Values:	Text string up to 25 characters
Allows Null:	Yes
Default:	None
Usage:	
Notes:	pesronal_info table
Xap Field:	Guardian/Parent name - last
Revision Log:	~~
Question Text:	Last Name [textbox]
Conditions:	Only displayed if previous response indicates the person is under 19 and not independent.

Additional Text:	
Response Options:	Text string
Hover Help:	Enter the last name of one parent or guardian. If you have two parents or guardians, you can choose either one.
Pop-Up Help:	
Field Error Check:	None
Page Error Check:	Required response; else error message, "You must provide the last name of your parent or guardian."
Notes:	
Data Element:	personal_info: pg_lastname

Parent/Guardian Relationship

Data Element:	pg_rel
Description:	Applicant's response to conditional question for Parent/Guardian Relationship
Format, Length:	bpchar, 1
Values:	M = Mother F = Father G = Guardian Null = No response (question not asked)
Allows Null:	Yes
Default:	None
Usage:	
Notes:	personal_info table
Xap Field:	guardianOrParentRelation

Revision Log:	~~
Question Text:	Relationship [menu]
Conditions:	Only displayed if previous response indicates 'I am under the care and control of a parent or guardian'.
Additional Text:	
Response Options:	M = Mother F = Father G = Guardian
Field Error Check:	None
Page Error Check:	Required selection; else error message, "You must specify the relation of your parent or guardian to you."
Notes:	
Data Element:	personal_info: pg_rel

Parent/Guardian Education Level

Data Element:	pg1_edu
Description:	Applicant's response to question about Parent/Guardian 1 Education Level.
Format, Length:	bpchar, 1
Values:	1 = Grade 9 or less 2 = Some high school; did not graduate 3 = High school graduate (diploma, GED, or equivalent) 4 = Some college credit; no degree 5 = Associate's degree (for example: AA, AS) 6 = Bachelor's degree (for example: BA, BS) 7 = Graduate degree (Master's, Ph.D., or professional degree beyond Bachelor's) X = Unknown Y = No parent or guardian raised me
Allows Null:	No

Default:	None
Usage:	Required field. Part of MIS SG09 (position 1)
Notes:	This element could be removed from the database, as long as pg_edu_mis is properly populated. personal_info table
Xap Field:	edLevelParentGuardian1
Revision Log:	~~
Question Text:	Regardless of your age, please indicate the education levels of the parents and/or guardians who raised you. Parent or guardian 1 [menu]
Conditions:	Always
Additional Text:	
Response Options:	<p>1 = Grade 9 or less</p> <p>2 = Some high school; did not graduate</p> <p>3 = High school graduate (diploma, GED, or equivalent)</p> <p>4 = Some college credit; no degree</p> <p>5 = Associate’s degree (for example: AA, AS)</p> <p>6 = Bachelor’s degree (for example: BA, BS)</p> <p>7 = Graduate degree (Master’s, Ph.D., or professional degree beyond Bachelor’s)</p> <p>X = Unknown</p> <p>Y = No parent or guardian raised me</p>
Pop-Up Help:	<p>Regardless of your age, please indicate the education levels of the parents and/or guardians who raised you.</p> <p>For the two parents, other family members, and/or guardians who in your belief played the largest roles in raising you, please indicate the highest level of education that you believe each attained.</p> <p>If you do not know a parent’s or guardian’s highest education level, please select “Unknown”.</p> <p>If you were raised by just one parent or guardian, select “No second parent or guardian raised me” for the second question.</p> <p>If you were not raised by parent(s) or guardian(s), select “No parent or guardian raised me” for the first question, and select “No second parent or guardian raised me” for the second question.</p>

	This data will be used for statistical purposes only, as an important factor for college funding and for the analysis of programs and policies. It will not be used in regard to your application for admission or any other aspect of your personal education.
Field Error Check:	None
Page Error Check:	Required selection; else error message, "You must select an Education Level for Parent/Guardian 1."
Notes:	Correlates to MIS SG09, position 1 (added to MIS reporting as of Summer 2011).
Data Element:	personal_info: pg1_edu
Revision Log:	~~

Parent/Guardian 2 Education Level

Data Element:	pg2_edu
Description:	Applicant's response to question about Parent/Guardian 2 Education Level.
Format, Length:	bpchar, 1
Values:	<p>1 = Grade 9 or less</p> <p>2 = Some high school; did not graduate</p> <p>3 = High school graduate (diploma, GED, or equivalent)</p> <p>4 = Some college credit; no degree</p> <p>5 = Associate's degree (for example: AA, AS)</p> <p>6 = Bachelor's degree (for example: BA, BS)</p>

	<p>7 = Graduate degree (Master’s, Ph.D., or professional degree beyond Bachelor’s)</p> <p>X = Unknown</p> <p>Y = No parent or guardian raised me</p>
Allows Null:	No
Default:	None
Usage:	Required field. Part of MIS SG09 (position 2)
Notes:	<p>This element could be removed from the database, as long as pg_edu_mis is properly populated.</p> <p>personal_info table</p>
Xap Field:	edLevelParentGuardian2
Revision Log:	~~
Question Text:	Parent or guardian 2 [menu]
Conditions:	Always
Additional Text:	
Response Options:	<p>1 = Grade 9 or less</p> <p>2 = Some high school; did not graduate</p> <p>3 = High school graduate (diploma, GED, or equivalent)</p> <p>4 = Some college credit; no degree</p> <p>5 = Associate’s degree (for example: AA, AS)</p> <p>6 = Bachelor’s degree (for example: BA, BS</p> <p>7 = Graduate degree (Master’s, Ph.D., or professional degree beyond Bachelor’s)</p> <p>X = Unknown</p> <p>Y = No parent or guardian raised me</p>

Field Error Check:	None
Page Error Check:	Required selection; else error message, "You must select an Education Level for Parent/ Guardian 2."
Notes:	Correlates to MIS SG09, position 2 (added to MIS reporting as of Summer 2011).
Data Element:	personal_info: pg2_edu
Revision Log:	~~

Parent/Guardian Education Level: MIS

Data Element:	pg_edu_mis
Description:	Concatenation of applicant's responses to questions about Parent/Guardian Education Level.
Format, Length:	bpchar, 2
Values:	First character = pg1_edu Second character = pg2_edu
Allows Null:	No
Default:	None
Usage:	Correlates to MIS SG09
Notes:	This field was added to MIS reporting as of Summer 2011. personal_info table
Xap Field:	
Revision Log:	~~

Race/Ethnicity

Data Element:	<p>race_ethnic (CCCApplly Standard)</p> <p>race_ethnicity (International)</p>
Description:	<p>Combination of responses to legacy Hispanic/Latino question and ethnicities, and all original race groups and ethnicity values only, as per MIS (SB29) reporting requirements.</p>
Format, Length:	<p>bpchar, 22</p> <p>No changes were made to this format (2018), it was intentionally left unchanged. Null is allowed in first character position to represent Hispanic/Latino question response.</p> <p>Example Format: XNYNNNNYNNNNNNNNNNNNYNNN</p> <p>Maximum Expected Width: 22 characters (22 character long string)</p>
Values:	<p>See Table</p>
Allows Null:	<p>No</p>
Default:	<p>None</p>
Usage:	<p>Correlates to MIS SB29.</p> <p>Ethnicity is used primarily by agencies affiliated with state reporting and evaluation of educational programs.</p> <p>This set of questions/data was based on specifications by the U.S. Dept. of Education in effect for all applicants beginning with the Summer 2009 term.</p>
Notes:	<p>(2018) This field is intentionally left unchanged for MIS SB29 reporting purposes.</p> <p>Ethnicity is sensitive information, protected by federal law and the Office of Civil Rights. Any change to the text, prompt, access, or transmission of this data item must be approved by the Legal Counsel of the CCC Chancellor’s Office and the Office of Civil Rights.</p> <p>This information may not be provided to staff in the capacity of making a decision to admit an applicant until after the applicant is admitted—that is, uniformly enabled to register for classes.</p> <p>The basic two-question format, the Hispanic ethnicity and race categories, and certain other aspects such as not requiring responses are IPEDS requirements. Any changes to race groups (categories) or ethnicities (sub-categories) implemented in the 2018 implementation will map back to the original values specified by MIS at the Chancellor's Office (data element SB29).</p> <p>Note: Regarding new Race & Ethnicity implementation 2018 (v.6.3.0), colleges should continue to use this field as it was originally formatted to comply with the legacy MIS SB29 reporting requirements</p>

	Per CCCCO Management Information Systems Division, SB29 will be revised to align with the new race and ethnicity values in Fall 2019. All the new Ethnicities added in December 2018 (v.6.3.0) are available in the new field <race_ethnic_full>	
Revision Log:	Layout revised in December 2018. Data values and format intentionally left unchanged.	
Char	Race/Ethnicity	Values
1	Hispanic, Latino	'Are you Hispanic / Latino?' radio button format: 'Y' if 'Yes'; 'N' if 'No'; otherwise 'X'
2	Mexican, Mexican-American, Chicano	'Y' if box is checked; otherwise 'N'
3	Central American	'Y' if box is checked; otherwise 'N'
4	South American	'Y' if box is checked; otherwise 'N'
5	Hispanic Other	'Y' if box is checked; otherwise 'N'
6	Asian Indian	'Y' if box is checked; otherwise 'N'
7	Asian Chinese	'Y' if box is checked; otherwise 'N'
8	Asian Japanese	'Y' if box is checked; otherwise 'N'
9	Asian Korean	'Y' if box is checked; otherwise 'N'
10	Asian Laotian	'Y' if box is checked; otherwise 'N'
11	Asian Cambodian	'Y' if box is checked; otherwise 'N'
12	Asian Vietnamese	'Y' if box is checked; otherwise 'N'
13	Asian Filipino	'Y' if box is checked; otherwise 'N'
14	Asian Other	'Y' if box is checked; otherwise 'N'
15	Black or African American	'Y' if box is checked; otherwise 'N'
16	American Indian / Alaskan Native	'Y' if box is checked; otherwise 'N'
17	Pacific Islander Guamanian	'Y' if box is checked; otherwise 'N'
18	Pacific Islander Hawaiian	'Y' if box is checked; otherwise 'N'
19	Pacific Islander Samoan	'Y' if box is checked; otherwise 'N'
20	Pacific Islander Other	'Y' if box is checked; otherwise 'N'
21	White	'Y' if box is checked; otherwise 'N'

Hispanic/Latino

Data Element:	hispanic
Description:	Applicant's response to 'Are you Hispanic or Latino?'
Format, Length:	boolean, 1
Values:	1 = True/Yes, 0 = False/No If Null, the value will appear as blank in the downloads and Report Center.
Allows Null:	Yes (see above)
Default:	None
Usage:	New 12.07.18: This element 'hispanic' and 'race_group' are used to derive 'race_ethnic' (Apply) and 'race_ethnicity' (International), which is still used for MIS (SB29) reporting. NOTE: MIS will update SB29 to match new configuration in Fall 2019.
Notes:	Ethnicity is sensitive information, protected by federal law and the Office of Civil Rights. Any change to the text, prompt, access, or transmission of this data item must be approved by the Legal Counsel of the CCC Chancellor's Office and the Office of Civil Rights. This information may not be provided to staff in the capacity of making a decision to admit an applicant until after the applicant is admitted—that is, uniformly enabled to register for classes.
Revision Log:	Layout revised in December 2018. Data values and format intentionally left unchanged.
Onscreen Question Text:	Are you Hispanic or Latino? Yes [radio button, clearable] No [radio button, clearable]
Conditions:	Always
Additional Text:	"Per U.S. Department of Education guidelines, colleges are required to collect this racial and ethnic data. Check the box below if you identify as Hispanic or Latino. If you indicate that you are Hispanic or Latino, you will have the option to select more specific ancestry groups."
Response Options:	Yes or No or X = No response
Pop-Up Help:	None
Field Error Check:	None
Page Error Check:	None; optional response per IPEDS and CCCCO.

Notes:	<p>Ethnicity is sensitive information, protected by federal law and the Office of Civil Rights. Any change to the text, prompt, access, or transmission of this data item must be approved by the Legal Counsel of the CCC Chancellor’s Office and the Office of Civil Rights.</p> <p>This information may not be provided to staff in the capacity of making a decision to admit an applicant until after the applicant is admitted—that is, uniformly enabled to register for classes.</p>
Data Element:	hispanic

Race Group

Data Element:	race_group
Description:	Legacy data field indicating the combination of original (pre-2018) Race Group (categories) and Ethnicity (subcategories) responses to all questions except ‘Are you Hispanic or Latino?’
Format, Length:	<p>Varchar, 80 characters (unchanged) (20 * 2 character long values + 19 commas + 19 spaces + 2 surrounding quote marks for CSV delimiting in the output format)</p> <p>Database stores as text string</p> <p>Example Format: "04, 05, 08, 09, 14, 15, 17, 19, 20, 21"</p> <p>(Note: International: "04,05,08,09,14,15,17,19,20,21" (note lack of spaces for Intl))</p> <p>Notes: No changes, this field was intentionally left unchanged</p>
Values:	<p>String of combined original (pre-2018) codes are stored only, delimited by comma and spaces between each code.</p> <ul style="list-style-type: none"> 02 = Mexican, Mexican-American, Chicano 03 = Central American 04 = South American 05 = Hispanic: Other 06 = Asian: Indian 07 = Asian: Chinese 08 = Asian: Japanese 09 = Asian: Korean 10 = Asian: Laotian 11 = Asian: Cambodian 12 = Asian: Vietnamese 13 = Asian: Filipino 14 = Asian: Other 15 = Black or African American 16 = American Indian / Alaskan Native 17 = Pacific Islander: Guamanian

	<p>18 = Pacific Islander: Hawaiian 19 = Pacific Islander: Samoan 20 = Pacific Islander: Other 21 = White</p> <p>In order to keep this field unchanged from its original format (pre-2018) ONLY the original race and ethnicities values are stored in this field in the database.</p>
Allows Null:	Yes
Default:	None
Usage:	<p>This data element continues to store the original (legacy) race and ethnicity values only, including Hispanic/Latino, for compliance with historical MIS reporting requirements.</p> <p>No changes made during the 2018 implementation; this field was intentionally left unchanged.</p>
Notes:	<p>Ethnicity is sensitive information, protected by federal law and the Office of Civil Rights. Any change to the text, prompt, access, or transmission of this data item must be approved by the Legal Counsel of the CCC Chancellor’s Office and the Office of Civil Rights.</p> <p>This information may not be provided to staff in the capacity of making a decision to admit an applicant until after the applicant is admitted—that is, uniformly enabled to register for classes.</p> <p>The basic two-question format, the Hispanic ethnicity and race categories, and certain other aspects such as not requiring responses are IPEDS requirements.</p>
Revision Log:	Layout revised in December 2018. Data values and format intentionally left unchanged.
2018 Onscreen Question Text Only:	<p>"Check all of the ethnicity and ancestry groups that you identify with. When you select a major ethnicity group, you will have the option to select more specific ancestry groups. Select all that apply."</p> <p><input type="checkbox"/> Asian <input type="checkbox"/> American Indian or Alaska Native <input type="checkbox"/> Black or African American <input type="checkbox"/> Native Hawaiian or Other Pacific Islander <input type="checkbox"/> Middle Eastern or North African <input type="checkbox"/> White</p>
Conditions:	Always
Response Options Stored Only:	<p>Any combination of the following (legacy) checkboxes can be checked, from none to all.</p> <p>Mexican, Mexican-American, Chicano (2018: displayed as subcategory under Hispanic/Latino)</p> <p>Central American (2018: displayed as subcategory under Hispanic/Latino)</p> <p>South American (2018: displayed as subcategory under Hispanic/Latino)</p> <p>Hispanic Other (2018: displayed as subcategory under Hispanic/Latino)</p> <p>Asian Indian (2018: displayed as subcategory under Asian race group)</p>

	<p>Asian Chinese (2018: displayed as subcategory under Asian race group)</p> <p>Asian Japanese (2018: displayed as subcategory under Asian race group)</p> <p>Asian Korean (2018: displayed as subcategory under Asian race group)</p> <p>Asian Laotian (2018: displayed as subcategory under Asian race group)</p> <p>Asian Cambodian (2018: displayed as subcategory under Asian race group)</p> <p>Asian: Vietnamese (2018: displayed as subcategory under Asian race group)</p> <p>Asian: Filipino (2018: displayed as subcategory under Asian race group)</p> <p>Asian: Other (2018: displayed as subcategory under Asian race group)</p> <p>Black or African American (2018: displayed as same race group category)</p> <p>American Indian / Alaskan Native (2018: displayed as same race group category)</p> <p>Pacific Islander: Guamanian (2018: displayed as subcategory under Native Hawaiian or Other Pacific Islander)</p> <p>Pacific Islander: Hawaiian (2018: displayed as subcategory under Native Hawaiian or Other Pacific Islander)</p> <p>Pacific Islander: Samoan (2018: displayed as subcategory under Native Hawaiian or Other Pacific Islander)</p> <p>Pacific Islander: Other (2018: displayed as subcategory under Native Hawaiian or Other Pacific Islander)</p> <p>White (2018: displayed as same race group category)</p>
Field Error Check:	None
Page Error Check:	None; optional response per IPEDS and CCCCO.
Notes:	This field left intentionally unchanged (2018). See note for Hispanic/Latino (previous table).
Data Element:	race_group

Race & Ethnicity Full

Data Element:	race_ethnic_full
Description:	New data field added in 2018 to collect full combination of all responses of all new race groups and ethnicities (subcategories) values in 2018 implementation.
Format, Length:	Stores CSV separated values of all selected onscreen checkbox responses of new 2018 race groups (categories) and ethnicities (subcategories). Maximum Expected Width: 805 characters (201 * 3 character long values + 200 commas + 2 surrounding quote marks for CSV delimiting in the output format) Example Format: "100,101,117,118,200,205,08,09,500,15,600,601,17,19,602,700,701,713,800,802,803"
Values:	String of all new 2018 expanded race group and ethnicity-ancestry checkbox values that are checked, delimited by commas with no spaces between each code . See table breakdown of full 2018 race & ethnicity names and values below.
Allows Null:	Yes
Default:	None
Usage:	New data field added in 2018 to collect full combination of all responses of all new race groups and ethnicities (subcategories) values added in Ethnicity-Ancestry Expansion of 2018. Does not align to current MIS data elements. Used for research and student equity purposes.
Onscreen 2018 Question Text:	"Check all of the ethnicity and ancestry groups that you identify with. When you select a major ethnicity group, you will have the option to select more specific ancestry groups. Select all that apply."
Conditions:	Always
Response Options:	See full list of 2018 race group (categories) and ethnicity-ancestry (sub-categories) checkboxes / response options in table below. There are a total of 194 possible values for the data field. Any combination of checkboxes can be checked, from none to all.
Field Error Check:	None
Page Error Check:	None; optional response per IPEDS and CCCCCO.

Legal Notes:	<p>Ethnicity is sensitive information, protected by federal law and the Office of Civil Rights. Any change to the text, prompt, access, or transmission of this data item must be approved by the Legal Counsel of the CCC Chancellor’s Office and the Office of Civil Rights.</p> <p>This information may not be provided to staff in the capacity of making a decision to admit an applicant until after the applicant is admitted—that is, uniformly enabled to register for classes.</p> <p>New data field added to collect all new race groups (categories) and ethnicities (subcategories) as part of the Ethnicity-Ancestry Expansion of 2018.</p>
Field Notes:	<p>There are a total of 194 possible values for the data field.</p> <p>Each race group contains one or more ethnicities, which are displayed as checkboxes when selected by a respondent.</p>
Revision Log:	New 12.07.18 (v.6.3.0)
Data Element:	race_ethnic_full

Table: Breakdown of Race & Ethnicity Full Names and Values

Legacy Race Group Names (<i>race_group</i>)	Legacy Race Group Values (<i>race_group</i>)	New Race Group Values <i>in Race Ethnicity FULL</i> (<i>race_ethnic_full</i>)	NEW Ethnicity Names & Values <i>in Race Ethnicity FULL</i> (<i>race_ethnic_full</i>)
Hispanic or Latino	01	100	
Mexican, Mexican-American, Chicano	02		Mexican - New value = 111
Central American	03		Costa Rican - New value = 105 Guatemalan - New value = 109 Honduran - New value = 110 Nicaraguan - New value = 112 Panamanian - New value = 113 Salvadoran - New value = 116
South American	04		Argentinean - New value = 101 Bolivian - New value = 102 Chilean - New value = 103 Colombian - New value = 104 Ecuadorian - New value = 108 Peruvian - New value = 114 Venezuelan - New value = 118
Hispanic, Other	05		Cuban - New value = 106 (Dominican Republic) - New value = 107 Puerto Rican - New value = 115 Spanish - New value = 117

			Other Hispanic / Latino - New value = 119
Asian		200	(This is a new Race Group)
Asian: Indian	06		Afghan - New value = 201 Bangladeshi - New value = 202 Burmese/Myanmar - New value = 203 Indian – (Stays = 06) Pakistani - New value = 206 Sri Lankan - New value = 207
Asian: Chinese	07		Chinese - (Stays = 07)
Asian: Japanese	08		Japanese - (Stays = 08)
Asian: Korean	09		Korean - (Stays = 09)
Asian: Laotian	10		Laotian - (Stays = 10)
Asian: Cambodian	11		Cambodian - (Stays = 11)
Asian: Vietnamese	12		Vietnamese - (Stays = 12)
Asian: Filipino	13		Filipino - (Stays = 13)
Asian: Other	14		Hmong - New value = 204 Indonesian - New value = 205 Other Asian - (Stays = 14) Taiwanese - New value = 208 Thai - New value = 209
American Indian or Alaska Native	16	300	
All of the Native American Indian / Alaskan Native Tribes & Nations will map back to value = "16"			Agua Caliente Band of Cahuilla Indians - New value = 301 Alturas Indian Rancheria - New value = 302 Augustine of Cahuilla - New value = 303 Aztec or Mixtec - New value = 304 Bear River Rohnerville - New value = 305 Berry Creek Ranch Maidu - New value = 306 Big Lagoon Rancheria - New value = 307 Big Pine Band Paiute - New value = 308 Big Sandy Rancheria - New value = 309 Big Valley Pomo Indians - New value = 310 Bishop Paiute Tribe - New value = 311 Blue Lake Rancheria - New value = 312 Bridgeport Indian Colony - New value = 313 Buena Vista of Me-Wuk - New value = 314 Cabazon Band Indians - New value = 315 Cachil DeHe Band of Wintun Indians - New value = 316 Cahuilla Band of Mission Indians - New value = 317 Cahto Indian Tribe Laytonville Rancheria - New value = 318 California Valley Miwok Tribe - New value = 319 Campo Band of Diegueño Mission Indians - New value = 320

			<p>Capitan Grande of Diegueño Mission - New value = 321</p> <p>Cedarville Rancheria - New value = 322</p> <p>Chemehuevi Indian Tribe Reservation - New value = 323</p> <p>Cher-Ae Heights Indian Trinidad Rancheria - New value = 324</p> <p>Cherokee - New value = 325</p> <p>Chicken Ranch Rancheria of Me-Wuk - New value = 326</p> <p>Chippewa - New value = 327</p> <p>Cloverdale Rancheria of Pomo of California - New value = 328</p> <p>Cold Springs of Mono Indians of California - New value = 329</p> <p>Colorado River Indian Tribes (AZ and CA) - New value = 330</p> <p>Cortina Indian Ranch of Wintun Indians - New value = 331</p> <p>Coyote Valley Band of Pomo Indians of CA - New value = 332</p> <p>Death Valley Timbi-Sha Shoshone Tribe - New value = 333</p> <p>Dry Creek Rancheria of Pomo Indians - New value = 334</p> <p>Elem Indian Colony of Pomo Sulphur Bank - New value = 335</p> <p>Elk Valley Rancheria - New value = 336</p> <p>Enterprise Rancheria of Maidu of Calif - New value = 337</p> <p>Ewiiapaayp Band of Kumeyaay Indians - New value = 338</p> <p>Federated Indians of Graton Rancheria - New value = 339</p> <p>Fort Bidwell Indian Community of CA – New value = 340</p> <p>Ft Independence Indian Comm of Paiute - New value = 341</p> <p>Fort Mojave Indian Tribe (AZ, CA, and NV) - New value = 342</p> <p>Greenville Rancheria - New value = 343</p> <p>Grindstone Indians Wintun-Wailaki of CA - New value = 344</p> <p>Guidiville Rancheria of California - New value = 345</p> <p>Habematolel Pomo of Upper Lake - New value = 346</p> <p>Hoopa Valley Tribe - New value = 347</p> <p>Hopland Band of Pomo Indians - New value = 348</p> <p>Inaja Band of Diegueño Mission - New value = 349</p> <p>Ione Band of Miwok Indians of California - New value = 350</p> <p>Jackson Band of Miwuk Indians - New value = 351</p> <p>Jamul Indian Village of California - New value = 352</p> <p>Karuk Tribe - New value = 353</p> <p>Kashia Band of Pomo of Stewart’s Point - New value = 354</p> <p>Koi Nation of Northern California - New value = 355</p> <p>La Jolla Band of Luiseño Indians - New value = 356</p> <p>La Posta Band of Diegueño Mission - New value = 357</p> <p>Lone Pine Paiute-Shoshone Tribe - New value = 358</p> <p>Los Coyotes of Cahuilla & Cupeno Indians - New value = 359</p> <p>Lytton Rancheria of California - New value = 360</p> <p>Manchester Band of Pomo Indians - New value = 361</p> <p>Manzanita Band of Diegueño Mission - New value = 362</p> <p>Mechoopda Indian Tribe of Chico - New value = 363</p>
--	--	--	--

			<p>Mesa Grande Band of Diegueño Mission - New value = 364</p> <p>Middletown Rancheria of Pomo Indians CA - New value = 365</p> <p>Mooretown Rancheria of Maidu Indians - New value = 366</p> <p>Morongo Band of Cahuilla Mission Indians - New value = 367</p> <p>Navajo - New value = 368</p> <p>Northfork Rancheria of Mono Indians - New value = 369</p> <p>Pala Band of Luiseño Mission Indians - New value = 370</p> <p>Paskenta Band of Nomlaki Indians of CA - New value = 371</p> <p>Pauma Band of Luiseño Mission Indians - New value = 372</p> <p>Pechanga Band of Luiseño Mission Indians - New value = 373</p> <p>Picayune Rancheria of Chukchansi Indians - New value = 374</p> <p>Pinoleville Pomo Nation - New value = 375</p> <p>Pit River Tribe - New value = 376</p> <p>Potter Valley Tribe - New value = 377</p> <p>Quartz Valley Indian Community - New value = 378</p> <p>Quechan Tribe of the Fort Yuma Indian - New value = 379</p> <p>Ramona Band of Cahuilla - New value = 380</p> <p>Redding Rancheria - New value = 381</p> <p>Redwood Valley Little River Band of Pomo - New value = 382</p> <p>Resighini Rancheria - New value = 383</p> <p>Rincon Band of Luiseño Mission Indians - New value = 384</p> <p>Robinson Rancheria - New value = 385</p> <p>Round Valley Indian Tribes, Round Valley - New value = 386</p> <p>San Manual Band Serrano Mission Indians - New value = 387</p> <p>San Pasqual Band of Diegueño Mission - New value = 388</p> <p>Santa Rosa Indian Community - New value = 389</p> <p>Santa Rosa Band of Cahuilla Indians) - New value = 390</p> <p>Santa Ynez Band of Chumash Mission - New value = 391</p> <p>Lipay Nation of Santa Ysabel - New value = 392</p> <p>Scotts Valley Band of Pomo Indians of CA - New value = 393</p> <p>Sheep Ranch of Me-Wuk Indians - New value = 394</p> <p>Sherwood Valley Rancheria of Pomo - New value = 395</p> <p>Shingle Springs Band of Miwok Indians - New value = 396</p> <p>Sioux - New value = 397</p> <p>Soboba Band of Luiseño Indians - New value = 398</p> <p>Susanville Indian Rancheria - New value = 399</p> <p>Sycuan Band of the Kumeyaay Nation - New value = 401</p> <p>Table Mountain Rancheria of California - New value = 402</p> <p>Tejon Indian Tribe - New value = 403</p> <p>Tolowa Dee-ni' Nation - New value = 404</p> <p>Torres-Martinez Desert Cahuilla Indians - New value = 405</p> <p>Tule River Indian Tribe of the Tule River - New value = 406</p> <p>Tuolumne Band of Me-Wuk Indians - New value = 407</p>
--	--	--	--

			Twenty-Nine Palms Band of Mission - New value = 408 United Auburn Indian of the Auburn - New value = 409 Upper Lake Band of Pomo Indians - New value = 410 Utu Utu Gwaitu Paiute Tribe Benton Paiute - New value = 411 Washoe Tribe ((California and Nevada) - New value = 412 Wilton Rancheria - New value = 413 Wiyot Tribe (formerly the Table Bluff) - New value = 414 Yocha Dehe Wintun Nation - New value = 415 Yurok Tribe of the Yurok Reservation - New value = 416 Zapotec - New value = 417 Other American Indian - New value = 418 Other Alaska Native - New value = 419
Black or African American	15	500	
Note: All of the following ethnicity responses will map back to the legacy value for "Black or African American" = 15	15		African American - (Stays = 15) Subsaharan African: Ethiopian - New value = 501 Subsaharan African: Kenyan - New value = 502 Subsaharan African: Nigerian - New value = 503 Subsaharan African: Somali - New value = 504 Subsaharan African: South African - New value = 505 Subsaharan African: Other Subsaharan - New value = 506 West Indian: Belizean - New value = 507 West Indian: Haitian - New value = 508 West Indian: Jamaican - New value = 509 West Indian: Other West Indian - New value = 510
Native Hawaiian or Other Pacific Islander		600	(This is a new Race Group)
Pacific Islander: Guamanian	17		Guamanian or Chamorro - (Stays = 17)
Pacific Islander: Hawaiian	18		Native Hawaiian - (Stays = 18)
Pacific Islander: Samoan	19		Samoan - (Stays = 19) Tongan - New value = 602
Pacific Islander: Other	20		Fijian - New value = 601 Other Pacific Islander - (Stays = 20)
Middle Eastern or North African		700	(This is a new Race Group)
Note: All of these new ethnicity responses will be mapped to the legacy value for "White" = 21			Assyrian, Syriac or Chaldean - New value = 701 Egyptian - New value = 702 Iranian or Persian - New value = 703 Iraqi - New value = 704 Israeli - New value = 705

			Jordanian - New value = 706 Lebanese - New value = 707 Moroccan - New value = 708 Palestinian - New value = 709 Syrian - New value = 710 Turkish - New value = 711 Other Middle Eastern - New value = 712 Other North African - New value = 713
White	21	800	
Note: All of these new ethnicity responses will be mapped to the legacy value for "White" = 21			Armenian - New value = 801 Australian - New value = 802 Basque - New value = 803 British Isles (UK or Ireland) - New value = 804 Canadian - New value = 805 European - New value = 806 Russian - New value = 807 Ukrainian - New value = 808 Other White - New value = 809

Education

The tables in this section show the fields that are populated from the Personal Information tab of the CCCApply standard application.

Enrollment Status

Data Element:	enroll_status
Description:	Applicant's response to College Enrollment Status question
Format, Length:	bpchar, 1
Values:	1 = First-time student in college (after leaving high school) 2 = Transfer student from another college 3 = Returning student to this college after absent for a main term Y = Enrolling in high school (or lower grade) and college at the same time
Allows Null:	No
Default:	None
Usage:	Correlates to MIS SB15
Notes:	education table
Xap Field:	enrollmentStatusOneChar
Revision Log:	March 2019
Question Text:	As of <RDD>, I will have the following college enrollment status: [menu]
Conditions:	Always
Additional Text: If a student is applying for a term that starts in May or June, then the College Enrollment Status and the High School Education labels have "as of 7/1/<RDD year>" listed.	
Response Options:	1 = First-time student in college (after leaving high school) 2 = First time at this college; have attended another college 3 = Returning student to this college after absent for a main term Y = Enrolling in high school (or lower grade) and college at the same time

Pop-Up Help:	None
Field Error Check:	None
Page Error Check:	<p>Required selection; else error message, "You must select your College Enrollment Status."</p> <p>If (RDD minus <birthdate>) => 22 years, then do not display the response option "Y = Enrolling in high school (or lower grade) and college at the same time".</p> <p>Cannot be "First-time student in college" if college degree is indicated in "Higher education level" field; else error message, "You cannot have a College Enrollment Status of 'First-time student in college' if you have received an associate or bachelor's degree."</p> <p>If College Enrollment Status is "Enrolling in high school (or lower grades) and college at the same time", then High School Education Level must be "Enrolled in college and high school (or lower grades) at the same time"; else error message, "Answers to College Enrollment Status and High School Education Level do not agree: please fix one or the other."</p> <p>If College Enrollment Status is "Enrolling in high school (or lower grades) and college at the same time" or "First-time student in college (after leaving high school)", and data is present in Colleges Attended section, applicant is prompted to confirm or correct the responses: "Your College Enrollment Status and number of colleges attended indicate that you have previously attended college while in high school (or lower grades). If this is true, please check the confirmation box below. If it is not true, please correct your responses as necessary."</p> <p>"I confirm that I previously attended college while in high school or lower grades."</p>
Notes:	<p>Correlates to MIS SB15.</p> <p>Note: Per SB11, If student is 22 years or older at <RDD> they are prohibited from enrolling in high school or lower grade in California. Steering Committee approved request to remove the response option, "Enrolling in high school (or lower grade) and college at the same time" from the drop down menu to minimize errors in classification.</p>
Data Element:	education: enroll_status

High School Education Level

Data Element:	hs_edu_level
Description:	Applicant's response to High School Education Level question
Format, Length:	bpchar, 1
Values:	<p>3 = Received high school diploma from U.S. school</p> <p>4 = Passed a high school equivalency test and received a certificate of high school equivalency</p> <p>5 = Received a Certificate of California High School Proficiency</p>

	6 = Received a diploma/certificate of graduation from a Foreign secondary school 1 = Will be enrolled in high school (or lower grade) and college at the same time 2 = Currently enrolled in adult school 0 = Not a graduate of, and no longer enrolled in high school
Allows Null:	No
Default:	None
Usage:	
Notes:	SB11, SB15
Xap Field:	highSchoolEdLevel
Revision Log:	~~
Question Text:	High School Education Level as of <RDD, or 'July 1, RDDyear' if RDDmonth is May or June> [menu]
Conditions:	Always
Additional Text: If a student is applying for a term that starts in May or June, then the College Enrollment Status and the High School Education labels have "as of 7/1/<RDD year>" listed.	
Response Options:	3 = Received high school diploma from U.S. school 4 = Passed a high school equivalency test and received a certificate of high school equivalency 5 = Received a Certificate of California High School Proficiency 6 = Received a diploma/certificate of graduation from a Foreign secondary school 1 = Will be enrolled in high school (or lower grade) and college at the same time 2 = Currently enrolled in adult school 0 = Not a graduate of, and no longer enrolled in high school
Pop-Up Help:	
Field Error Check:	None

Page Error Check:	<p>Required selection; else error message, “You must select your High School Education Level.”</p> <p>If (RDD minus <birthdate>) => 22 years, then do not display the option “1 = Will be enrolled in high school (or lower grade) and college at the same time”.</p> <p>If High School Education Level is ‘Will be enrolled in high school (or lower grade) and college at the same time’, then College Enrollment Status must be ‘Enrolling in high school (or lower grade) and college at the same time’; else error message, “Your responses to the Enrollment Status and High School Education Level questions are contradictory. Please fix one or the other.”</p> <p>If High School Education Level is “Enrolled in high school (or lower grades) and college at the same time”, then Higher Education Level cannot be “Received an associate degree” or “Received a bachelor’s degree or higher”; else error message, “Your responses to the High School Education Level and College Education Level questions are contradictory. Please fix one or the other.”</p>
Notes:	<p>Relates to SB11.</p> <p>Note: If student is 22 years or older at <RDD> they are prohibited from enrolling in high school or lower grade in California. Steering Committee approved request to remove the response option, “Will be enrolled in high school (or lower grade) and college at the same time” from the drop down menu to minimize errors in classification.</p> <p>education table</p>
Data Element:	education: hs_edu_level

High School Completion Date

Data Element:	hs_comp_date
Description:	Applicant’s response to High School Completion Date question
Format, Length:	date, 10 (download format is yyyy-mm-dd)
Values:	Valid date
Allows Null:	Yes
Default:	None
Usage:	
Notes:	education table

Xap Field:	highSchoolCompletionDate
Revision Log:	~~
Question Text:	High School Completion Date Month Day Year [menu] [menu] [textbox] yyyy
Conditions:	Appears only if High School Education Level is one of the following: 3 = Received high school diploma from U.S. school 4 = Passed the GED, or received a High School Certificate of Equivalency 5 = Received a Certificate of California High School Proficiency 6 = Received a diploma/certificate of graduation from a Foreign secondary school
Additional Text:	"If unsure of the exact day, please estimate."
Response Options:	Valid date
Pop-Up Help:	None
Field Error Check:	Date must be before "July 1, RDDYear" if RDDmonth is May or June; else error message "Your High School Completion Date cannot be after 06/30/<year of RDD>. Please correct the completion date and/or your High School Education Level." Year must be after 1900; else error message, "You must enter a 4-digit year after 1900." Day must be valid for month; else error message, "The day you selected is not valid for the month you selected." If mm/dd is February 29, year must be a leap year; else error message, "The day you selected is not valid for the year you entered."
Page Error Check:	Required selection; else error message, "You must specify your High School Completion Date. If unsure of the exact day, please estimate." Date must be after Date of Birth; else error message, "Your High School Completion Date cannot be before your date of birth; please correct." Date must be on or before RDD; else error message, "Your High School Completion Date cannot be after <RDD >. Please correct the date and/or your High School Education Level." If term applied for starts in either May or June in the same year as the applicant's hs_comp_date, then the hs_comp_date must be before RDD or before July 1, 'RDDYear'; else error message: "Your High School Completion Date cannot be after <RDD >. Please correct the completion date and/or your High School Education Level."

Notes:	<p>The HS Completion date can be after the <current date>, but should be before the Residency Determination Date <RDD>, which is the day before the Term start date <term:start_date>.</p> <p>Each term has a unique <RDD>. The <RDD> is based on the term:start_date which is configured by the college in the Terms tab in the Administrator. The <RDD> appears in the question prompt text for all fields that are used in the Residency algorithm. High School students</p> <p>Applying to a term that begins after they graduate (or equivalent) should be advised to read and understand the <RDD> carefully and answer questions according to that date and not the current date, which is a common oversight.</p>
Data Element:	education: hs_comp_date

Higher Education Level (College)

Data Element:	higher_edu_level
Description:	Applicant's response to Higher Education Level question
Format, Length:	bpchar, 1
Values:	<p>X = No degree</p> <p>7 = Received an associate degree</p> <p>8 = Received a bachelor's degree or higher</p> <p>Null = No response</p>
Allows Null:	Yes
Default:	None
Usage:	
Notes:	
Xap Field:	higherEdLevel
Question Text:	College Education Level as of <RDD> [menu]
Conditions:	Hidden by default;

	<p>Display if "College Enrollment Status" <enroll_status> is: "2 = Transfer student from another college (Keep existing logic)" OR "3 = Returning student to this college after absent for a main term" OR "Y = Enrolling in high school (or lower grade) and college at the same time"</p> <p>THEN DISPLAY and require a response.</p> <p>ELSE do not display hidden college questions.</p>
Additional Text:	None
Response Options:	<p>X = No degree 7 = Received an associate degree 8 = Received a bachelor's degree or higher <null> No response</p>
Pop-Up Help:	None
Field Error Check:	None
Page Error Check:	<p>Optional response. May not specify a lower education level than any Degree Type indicated in the 'Colleges Attended' section; else error message, "The Higher Education Level you selected is not consistent with the Degree(s) you specified for Colleges Attended; please fix one or the other."</p>
Notes:	<p>Higher Ed Level can specify a higher degree than the highest "Degree" type at a College Attended because the degree might be from a college not listed.</p> <p>education table</p>
Data Element:	education: higher_edu_level

Higher Education Completion Date

Data Element:	higher_comp_date
Description:	Applicant's response to Higher Ed Degree Date question
Format, Length:	date, 10 (yyyy-mm-dd format in download)
Values:	Valid date
Allows Null:	Yes
Default:	None

Usage:	
Notes:	education table
Xap Field:	higherEdCompletionDate
Revision Log:	~~
Question Text:	College Degree Date Month Day Year [menu] [menu] [textbox] yyyy
Conditions:	Appears only if Higher Education Level is one of the following: Received an associate degree Received a bachelor's degree or higher
Additional Text:	"If unsure of the exact day, please estimate."
Response Options:	Valid date
Pop-Up Help:	None
Field Error Check:	Year must be after 1900; else error message, "You must enter a 4-digit year after 1900." Day must be valid for month; else error message, "The day you selected is not valid for the month you selected." If mm/dd is February 29, year must be a leap year; else error message, "The day you selected is not valid for the year you entered."
Page Error Check:	Required selection; else error message, "You must specify your College Degree Date. If unsure of the exact day, please estimate." Date must be after Date of Birth; else error message, "Your College Degree Date cannot be before your date of birth; please correct." Date must be before RDD; else error message, "Your College Degree Date cannot be after <RDD >. Please correct the date and/or your Higher Education Level." Cannot be before High School Completion Date; else error message, "Your High School Completion Date cannot be after your College Degree Date. Please fix the incorrect date."
Notes:	None
Data Element:	education: higher_comp_date

Highest Education Level

Data Element:	highest_edu_level
Description:	Applicant highest education level, system-generated from Higher Education or High School Education responses.
Format, Length:	bpchar, 5
Values:	If higher_edu_level = 7 or = 8, then first character = higher_edu_level; else first character = hs_edu_level. If higher_edu_level = 7 or = 8, then final four characters = yyyy from higher_comp_date; else final four characters = yyyy from hs_comp_date (0000 if null)
Allows Null:	No
Default:	None
Usage:	Correlates to MIS SB11
Notes:	education table System-generated field (derived) between the High School Education Level and Higher Education Level (College) – whichever is highest.
Xap Field:	highestEdLevel highestEducationLevelYear
Revision Log:	~~

Graduated From California High School

Data Element:	cahs_graduated
Description:	Applicant's response to Graduated from California High School question
Format, Length:	boolean, 1
Values:	1 = True/Yes 0 = False/No

Allows Null:	No
Default:	None
Usage:	A factor in AB540 Waiver eligibility
Notes:	education table
Xap Field:	graduatedCAHS
Revision Log:	~~
Question Text:	Did you receive your diploma, GED, or certificate in California? Yes [radio button] No [radio button]
Conditions:	Appears only if High School Education Level is one of the following: Received high school diploma from U.S. school Passed the GED, or received a High School Certificate of Equivalency
Additional Text:	None
Response Options:	As shown in Question Text.
Pop-Up Help:	None
Field Error Check:	None
Page Error Check:	Required user response; else error message, "You must select Yes or No to specify whether or not you have received a diploma or certificate of completion from a California high school, or a California High School Certificate of Equivalency (GED)."
Notes:	Defaults to 'No' when question is not asked. Automatically set this to 'Yes' when High School Ed level = 5.
Data Element:	education: cahs_graduated

Attended California High School for Three Years

Data Element:	cahs_3year
Description:	Applicant's response to Attended California High School for Three Years question
Format, Length:	boolean, 1
Values:	1 = True/Yes 0 = False/No
Allows Null:	No
Default:	None
Usage:	A factor in AB540 Waiver eligibility
Notes:	education table
Xap Field:	attendedCAHS3Years
Revision Log:	~~
Question Text:	Have you attended high school in California for three or more years? Yes [radio button] No [radio button]
Conditions:	Always
Additional Text:	None
Response Options:	As shown in Question Text.
Pop-Up Help:	None
Field Error Check:	None
Page Error Check:	Required user response; else error message, "You must select Yes or No to specify whether or not you attended high school in California for three or more years."

Notes:	<p>Used in AB540 Waiver algorithm.</p> <p>Home schooled students are not eligible for the AB540 exemption if instruction was provided by a tutor or other person (including the student's parents) who did not have a valid California teaching credential, or was not affiliated with a state approved home-schooling program.</p> <p>From CCCCCO Legal Advisory 07-01: "Home schooling is instruction by a tutor or other person (including the student's parent) who does not have a valid California teaching credential.</p> <p>Local high schools are charged with determining whether to accept home schooling as valid attendance. Therefore, community college districts that are asked to consider home schooling as high school attendance for purposes of granting the exemption should confer with the public high school the student would have attended if not home schooled. If that high school accepts or would accept home schooling as valid high school attendance, the community college should also accept it for purposes of assessing whether the student can demonstrate three years of high school attendance."</p>
Data Element:	education: cahs_3year

High School Attendance

Data Element:	hs_attendance
Description:	Applicant's response to High School Attendance question
Format, Length:	smallint, 1
Values:	<p>1 = Attended high school.</p> <p>2 = Was homeschooled in a registered homeschool organization?</p> <p>3 = Was independently homeschooled.</p> <p>4 = Did not attend high school and was not homeschooled.</p>
Allows Null:	No
Default:	None
Usage:	
Notes:	education table
Xap Field:	notAttendHS
Revision Log:	~~

Question Text:	<p><input type="radio"/> I attended high school.</p> <p><input type="radio"/> I was homeschooled in a registered homeschool organization.</p> <p><input type="radio"/> I was independently homeschooled.</p> <p><input type="radio"/> I did not attend high school and was not homeschooled.</p>
Conditions:	Always
Additional Text:	None
Response Options:	As shown in Question Text.
Pop-Up Help:	None
Field Error Check:	None
Page Error Check:	<p>Required selection; else error message, "You must select one of the options under Last High School Attended."</p> <p>Must not be 'I did not attend high school' or 'I was homeschooled in a registered homeschool organization' or 'I was independently homeschooled' if High School Education Level is 'Received high school diploma from U.S. school' or 'Received a diploma/certificate of graduation from a Foreign secondary school'; else error message, "Your responses to the High School Education Level and High School Attendance questions are contradictory. Please fix one or the other."</p> <p>Must be 'I attended high school' or 'I was homeschooled in a registered homeschool organization' if Attended California High School for Three Years is 'Yes'; else error message, "One of your answers states that you attended a California high school for three years, but another states that you did not attend high school. Please fix these conflicting answers."</p>
Notes:	Note: The data elements home_schooled and hs_not_attended are no longer used. They were replaced with hs_attendance.
Data Element:	education: hs_attendance

High School Not Listed

Data Element:	hs_not_listed
Description:	Indicates if the applicant clicked that their high school was not listed when searching for the high school. When this is true, it means the high school was entered manually.
Format, Length:	boolean

Values:	True = The high school not listed link was clicked False = The high school not listed link was not clicked.
Allows Null:	No
Default:	None
Usage:	
Notes:	education table
Xap Field:	N/A
Revision Log:	~~
Question Text:	[Link in the school list] My school is not in the list.
Conditions:	Appears if Country is United States.
Additional Text:	
Response Options:	
Pop-Up Help:	None
Field Error Check:	None
Page Error Check:	None
Notes:	Clicking this link will cause the high school name and city fields to open for manual entry.
Data Element:	education: hs_not_listed

Last High School Attended: Country

Data Element:	hs_country
Description:	Applicant's response to question for Last High School Attended: Country
Format, Length:	bpchar, 2
Values:	ISO country code
Allows Null:	No

Default:	None
Usage:	Disables High School Finder if not US
Notes:	Defaults to US on application education table
Xap Field:	High sch 1 enrolled - country
Revision Log:	~~
Question Text:	Country [menu]
Conditions:	Appears if radio button for “I attended high school or a homeschool organization” is selected.
Additional Text:	None
Response Options:	Menu of countries per ISO, United States at top. Defaults to United States.
Pop-Up Help:	None
Field Error Check:	None
Page Error Check:	<p>If High School Education Level is “3 - Received high school diploma from U.S. school”, then Country must be U.S.; else error message, “The country of your Last High School Attended does not match your response to High School education level. Please fix one or the other.”</p> <p>[Spanish: “El país de la última escuela secundaria a la que asististe no coincide con la respuesta que diste en relación con tu nivel de estudios secundarios. Favor de corregir una o la otra respuesta.”]</p> <p>If High School Education Level is “6 - Received a diploma/certificate of graduation from a Foreign secondary school”, then Country must not be U.S.; else error message, “The Country of your Last High School Attended does not match your response to High School education level. Please fix one or the other.”</p> <p>[Spanish: “El país de la última escuela secundaria a la que asististe no coincide con la respuesta que diste en relación con tu nivel de estudios secundarios. Favor de corregir una o la otra respuesta.”]</p>
Notes:	This is a rare menu field that has a default selection.

Data Element:	education: hs_country
---------------	-----------------------

Last High School Attended: State

Data Element:	hs_state
Description:	Applicant's response to question for Last High School Attended: State
Format, Length:	bpchar, 2
Values:	USPS state code
Allows Null:	Yes, only if Country is not US
Default:	None
Usage:	
Notes:	Defaults to US on application education table
Xap Field:	High sch 1 enrolled - state
Revision Log:	~~
Question Text:	State [menu]
Conditions:	Appears if Country is United States.
Additional Text:	None
Response Options:	Menu of U.S. states, territories, etc., with California at top. Defaults to "Select a State".
Pop-Up Help:	None
Field Error Check:	None
Page Error Check:	Required. Error message is "Please select a state".
Notes:	None
Data Element:	education: hs_state

Last High School Attended: City

Data Element:	hs_city
Description:	Applicant's response to question for Last High School Attended: City
Format, Length:	varchar, 20
Values:	Text string up to 20 characters
Allows Null:	Yes
Default:	None
Usage:	
Notes:	Can come from High School Finder or from applicant entry education table
Xap Field:	High sch 1 enrolled - city
Revision Log:	~~
Question Text:	<p>User is prompted to enter their high school and/or city in the school search box.</p> <p>"Enter the name or city of your high school or homeschool organization. Then make a selection from the list."</p> <p>The hs_city ("City" field) is populated from the school lookup table when the user selects a school from the list. If the user clicks "My school is not in the list," then the user free-form enters the city in the "City" field.</p>
Conditions:	Appears if Country is United States, and hs_attendance is 1 = I attended high school or 2 = I was homeschooled in a registered homeschool organization.
Additional Text:	
Response Options:	None: populated by High School Finder.
Hover Help:	None
Pop-Up Help:	None

Field Error Check:	None
Page Error Check:	None
Notes:	
Data Element:	education: hs_city

Last High School Attended: CDS Code

Data Element:	hs_cds
Description:	High school's CDS code from High School Finder, or generic code if not from Finder
Format, Length:	bpchar, 6
Values:	<p>Null if 'education: hs_name' is null</p> <p>If State is California: CDS code from High School Finder, else if there is no CDS code in Finder or if the school is entered manually, then 600050</p> <p>If Country is not US: 8XXXXX</p> <p>If Country is US but State is not California (whether the school is entered manually or found in the school table):</p>
AL = 600010 AK = 600020 AZ = 600030 AR = 600040 CO = 600060 CT = 600070 DE = 600080 DC = 600510 FL = 600090 GA = 600100 HI = 600110 ID = 600120	NH = 600290 NJ = 600300 NM = 600310 NY = 600320 NC = 600330 ND = 600340 NV = 600280 OH = 600350 OK = 600360 OR = 600370 PA = 600380 RI = 600390

IL = 600130	SC = 600400
IN = 600140	SD = 600410
IA = 600150	TN = 600420
KS = 600160	TX = 600430
KY = 600170	UT = 600440
LA = 600180	VT = 600450
ME = 600190	VA = 600460
MD = 600200	WA = 600470
MA = 600210	WV = 600480
MI = 600220	WI = 600490
MN = 600230	WY = 600500
MS = 600240	AS = 600610
MO = 600250	CZ = 600770
MT = 600260	VI = 600890
NE = 600270	PR = 600810
	GU = 600650
Allows Null:	Yes
Default:	None
Notes:	education table
Xap Field:	highSchoolCDSCode1

Last High School Attended: Full CDS Code

Data Element:	hs_cds_full
Description:	Full high school CDS code from CDE
Format, Length:	Character varying 14

Values:	<p>Null if 'education: hs_name' is null</p> <p>If State is California: CDS code from High School Finder, else if there is no CDS code in Finder or if the school is entered manually, then 600050</p> <p>If Country is not US: 8XXXXX</p> <p>If Country is US but State is not California (whether the school is entered manually or found in the school table):</p>
AL = 600010	NH = 600290
AK = 600020	NJ = 600300
AZ = 600030	NM = 600310
AR = 600040	NY = 600320
CO = 600060	NC = 600330
CT = 600070	ND = 600340
DE = 600080	NV = 600280
DC = 600510	OH = 600350
FL = 600090	OK = 600360
GA = 600100	OR = 600370
HI = 600110	PA = 600380
ID = 600120	RI = 600390
IL = 600130	SC = 600400
IN = 600140	SD = 600410
IA = 600150	TN = 600420
KS = 600160	TX = 600430
KY = 600170	UT = 600440
LA = 600180	VT = 600450
ME = 600190	VA = 600460
MD = 600200	WA = 600470
MA = 600210	WV = 600480
MI = 600220	WI = 600490
MN = 600230	WY = 600500
MS = 600240	AS = 600610 CZ = 600770
MO = 600250	VI = 600890
MT = 600260	PR = 600810
NE = 600270	GU = 600650

Allows Null:	Yes
Default:	None
Notes:	Added March 2017; Pulling from the same data source, but this will display and download the full 14-digit High School CDS code.

Last High School Attended: CEEB Code

Data Element:	hs_ceed
Description:	High school's CEEB code from High School Finder, if available
Format, Length:	bpchar, 7
Values:	CEEB code or null
Allows Null:	Yes
Default:	None
Usage:	
Notes:	education table
Xap Field:	High sch 1 enrolled - ceeb
Revision Log:	~~

High School Transcript Information Section

General Requirements

The technical specifications below are for OPTIONAL adoption and implementation of the *High School Transcript Information* section which will appear on the Education page. Colleges must opt-in to participate. If a college chooses to implement, the display of questions and logic must be turned on manually by the CCCApply development team.

Heading: High School Transcript Information

Onscreen Text: *"College staff use this information to provide guidance. Your responses will not affect your admission to college."*

Conditions for High School Transcript Information Section

The "High School Transcript Information" section will appear between the Last High School Attended and the College Education Level sections IF *either of the conditions below* are met, otherwise it does not display.

Condition 1:

Display "High School Transcript Information" section *and* "Have you completed the 11th grade?" question IF:

High School Education Level = "Will be enrolled in high school (or lower grade) and college at the same time"

AND

High school Country = United States

Condition 2:

Display "High School Transcript Information" section *and display* "Grade Point Average" question, but DO NOT display "Have you completed the 11th grade?" question IF:

High School Education Level is one of the following:

- Received high school diploma from US high school
- Passed a high school equivalency test
- Received a Certificate of California High School Proficiency;

AND

High School Completion Date is < 10 years from the RDD (high school completion/graduation is *less than* 10 years prior to the day before the first day of the selected Term).

AND

High School Country = United States

THEN, display "High School Transcript Information" section with Grade Point Average question always.

ELSE, DO NOT DISPLAY NEW SECTION or any section questions.

Completed Eleventh Grade

Data Element:	completed_eleventh_grade
Description:	Applicant's response to whether they have completed the 11 th grade in high school.
Format, Length:	Boolean
Values:	True False
Allows Null:	Yes
Default:	None
Usage:	Data collection for purposes of Common Assessment placement
Notes:	Appears in new section in Education table: High School Transcript Information; optional display in CCCApply. College must opt-in for section to display and to download data field.
Question Text:	"Have you completed the 11 th grade?"
Conditions:	ONLY display IF 1) High School Education Level = "Will be enrolled in high school (or lower grade) and college at the same time" AND 2) "hs_country = United States", ELSE do not display
Additional Text:	"College staff use this information to provide guidance. Your responses will not affect your admission to college."
Response Options:	Yes No
Pop-Up Help:	
Field Error Check:	
Page Error Check:	Required selection; else error message, "You must indicate if you have completed 11th grade or not."
Data Element:	education: completed_eleventh_grade

Grade Point Average

Data Element:	grade_point_average
Description:	Applicant's response to high school grade point average (GPA).
Format, Length:	Var char, 5

Values:	Text input _ . _ _
Allows Null:	Yes
Default:	None
Usage:	Data collection for purposes of Common Assessment placement
Notes:	Appears in new section in Education table: High School Transcript Information; optional display in CCCApply. College must opt-in for section to display and to download data field.
Question Text:	What was your unweighted high school GPA (grade point average)? Please enter a value between 0.00 and 4.00.
Conditions:	<p>Always display "High School Transcript Information" section with Grade Point Average question IF either of the following conditions have been met:</p> <ol style="list-style-type: none"> 1) Have you completed 11th grade? = Yes 2) High School Education Level is one of the following: <ul style="list-style-type: none"> • Received high school diploma from US high school • Passed a high school equivalency test • Received a Certificate of California High School Proficiency; <p>AND</p> <p>High School Completion Date is < 10 years from the RDD (High school completion date or equivalent is less than 10 years prior to the day before the start of the Term).</p> <p>AND</p> <p>High School Country <hs_country> is "United States"</p> <p>THEN, display with "High School Transcript Information" section; ELSE, DO NOT DISPLAY NEW SECTION or any section questions.</p>
Additional Text:	If you are still in high school, enter your cumulative unweighted GPA as of the end of 11th grade. <i>If unsure, please estimate.</i>
Response Options:	User input
Pop-Up Help:	<p>There are two (2) hyperlinks that trigger the same Help Pop-Up Box.</p> <p>Hyperlink: "unweighted high school GPA" in the onscreen question;</p> <p>Hyperlink: "cumulative unweighted GPA" in the Additional text.</p> <p>< Pop Up Help text:></p> <p>High School Transcript: Grade Point Average</p> <p>You may want to refer to your high school transcript to answer this question.</p> <p>Cumulative GPA: This is the running total of your GPA that includes all of your high school coursework.</p>

	Unweighted GPA: Typically, transcripts will show both a weighted and unweighted GPA. The unweighted GPA has a maximum value of 4.0 and does not assign extra points or “weight” to classes that are more difficult such as AP or Honors classes.
Field Error Check:	Must be a numeric value between 0.00 - 4.00, else error message, "You must enter a numerical GPA that is not 0.00 or higher than 4.00. If you are unsure, please estimate."
Page Error Check:	Required selection; Must not be 0.00 or higher than 4.00, else error message, “You must enter a numerical GPA that is not 0.00 or higher than 4.00. If you are unsure, please estimate.”
Data Element:	education: grade_point_average

Highest English Course Completed

Data Element:	highest_english_course
Description:	Applicant’s response to highest English course completed in high school.
Format, Length:	Integer
Values:	<p>1 = 12th grade Advanced Placement (AP) English Composition or Literature</p> <p>2 = 12th grade Honors English Composition or Literature</p> <p>3 = 12th grade English Composition or Literature</p> <p>4 = 11th grade Advanced Placement (AP) English Composition or Literature</p> <p>5 = 11th grade Honors English Composition or Literature</p> <p>6 = 11th grade English Composition or Literature</p> <p>7 = 10th grade (or lower) English Composition or Literature</p> <p>X = None of the Above / Don’t Know</p>
Allows Null:	Yes
Default:	None
Usage	Data collected to support common assessment placement
Notes:	<p>Appears in new section in Education table: High School Transcript Information; optional display in CCCApply. College must opt-in for section to display and to download data field.</p> <p>Updated text in September 2018 (v.6.2.0). But there was NO change made to the data field name.</p>
Question Text:	What was the highest English course you completed in high school? "You may have passed or not passed the course, but you remained enrolled until the end."

Conditions:	Always display, if Grade Point Average question and High School Transcript Information section are displayed
Additional Text:	If you are currently enrolled in high school, this would typically be in 11th grade or earlier.
Response Options:	<p>1 = 12th grade Advanced Placement (AP) English Composition or Literature</p> <p>2 = 12th grade Honors English Composition or Literature</p> <p>3 = 12th grade English Composition or Literature</p> <p>4 = 11th grade Advanced Placement (AP) English Composition or Literature</p> <p>5 = 11th grade Honors English Composition or Literature</p> <p>6 = 11th grade English Composition or Literature</p> <p>7 = 10th grade (or lower) English Composition or Literature</p> <p>X = None of the Above / Don't Know</p>
Pop-Up Help:	None
Field Error Check:	
Page Error Check:	Required response if displayed on screen, else error message, "You must select the highest English course you completed in high school or choose "None of the above / Don't Know" from the response options."
Revision Log	Updated onscreen text and page error validation text in release 6.2.0 (9.28.18)

Highest English Course Completed Grade

Data Element:	highest_english_grade
Description:	Applicant's response to grade received in the highest English course completed in high school
Format, Length:	
Values:	<p>A</p> <p>A-</p> <p>B+</p> <p>B</p> <p>B-</p> <p>C+</p> <p>C</p> <p>C-</p> <p>D</p> <p>F</p>

	<p>P NP ON = Other non-passing grade X = None of the Above / Don't Know</p>
Allows Null:	Yes
Default:	None
Usage:	Used for assessment placement
Notes:	<p>Appears in new section in Education table: High School Transcript Information; Optional display in CCCApply. College must opt-in for section to display and to download data field.</p> <p>Updated text in September 2018 (v.6.2.0). But there was NO change made to the data field name.</p>
Question Text:	What grade did you receive?
Conditions:	<p>Always display and require a response if the student selects any response OTHER THAN "None of the Above / Don't Know" in Highest English Course Taken,</p> <p>DO NOT Display If student selects "None of the Above / Don't Know" in Highest English Course Taken.</p>
Additional Text:	None
Response Options:	<p>A A- B+ B B- C+ C C- D F P NP Other Non-Passing Grade None of the above / Don't Know</p>
Field Error Check:	None

Page Error Check:	Required response, IF "Highest English Course Completed " is NOT "None of the Above / Don't Know", else error message, "You must select the grade you received for the highest English course you completed in high school."
Revision Log	Updated onscreen text and page error validation text in release 6.2.0 (9.28.18)

Highest Math Course Completed

Data Element:	highest_math_course_taken
Description:	Applicant's response to highest math course completed in high school.
Format, Length:	Integer
Values:	<p>1 – Pre-algebra or lower</p> <p>2 – Algebra 1</p> <p>3 – Integrated Math 1</p> <p>4 – Integrated Math 2</p> <p>5– Geometry</p> <p>6 – Algebra 2</p> <p>7 – Integrated Math 3</p> <p>8– Statistics</p> <p>9 – Integrated Math 4</p> <p>10 – Trigonometry</p> <p>13 – Math Analysis</p> <p>11 – Pre-calculus</p> <p>12 – Calculus or higher</p> <p>X - None of the Above / Don't Know</p>
Allows Null:	Yes
Default:	None
Usage:	Data collected to support common assessment placement
Notes:	<p>Appears in new section in Education table: High School Transcript Information Optional display in CCCApply. College must opt-in for section to display and to download data field.</p> <p>Updated the text and added a value to existing data field (13 = Math Analysis), and a hyperlink / Pop-Up help text box was added to the question text. But there was NO change made to the data field name or format/length in September 2018 (v.6.2.0)</p>

Question Text:	"What was the highest <u>math course</u> you completed in high school? You may have passed or not passed the course, but you remained enrolled until the end."
Conditions:	Always display and require a response IF criteria is met for either condition listed in "High School Transcript Information" section above.
Additional Text:	If you are currently enrolled in high school, this would typically be in 11th grade or earlier."
Pop-Up Help:	<p>Hyperlink: Under the words "<u>math course</u>" in the onscreen question triggers a Help Pop-Up box displaying the text below.</p> <p>< Pop Up Help text:></p> <p>High School Transcript: Math course definition</p> <p>You may want to refer to your High School transcript to answer this question</p> <p>Pre-algebra, Fundamentals of Math, Algebra Preparation, Algebra Skills, Algebra or Math Essentials, Math 9 Topics includes: exponents and radicals (e.g. square roots), the coordinate system, sets, logic formulas, and solving linear, first-degree equations and inequalities. These classes often cover the use of equations to solve word problems is taught along with solving equations in one and two variables.</p> <p>Algebra 1, Algebra, Algebra 1B, First Year Algebra Topics includes: addition, subtraction, multiplication and division of real numbers; inequalities and absolute value in equations; slope and x and y intercepts, graphing of linear equations; inequalities and quadratic equations; systems of two linear equations; polynomials; rational expressions and functions; the quadratic formula;</p> <p>Integrated Math 1 Topics includes: functions; algebra; geometry; statistics; probability; discrete mathematics; measurement; number; logic; and language.</p> <p>Integrated Math 2 Topics includes: quadratic expressions, equations, and functions; comparing their characteristics and behavior to those of linear and exponential relationships.</p> <p>Geometry, Plane and Solid Geometry, Formal Geometry, Academic Geometry, etc. (usually occurs after Algebra 1) Topics includes: graphing lines, areas and volumes of plane figures and solids; congruence and similarity; the Pythagorean theorem; properties of angles, parallel and perpendicular lines, triangles, special right triangles, quadrilaterals, and circles; and basic trigonometric function.</p> <p>Algebra 2, Algebra II, Intermediate Algebra, Advanced Algebra, Algebra 2/Trigonometry (usually occurs after Geometry) Topics includes: polynomials of higher order, logarithms and logarithmic functions, absolute value, systems of linear equations and inequalities, matrices, operations on polynomials, rational expressions, quadratic equations and functions, conic sections, inverse functions, sequences and series, the basic ideas of probability and statistics.</p> <p>Integrated Math 3 Topics includes: applying methods from probability and statistics to draw inferences and conclusions from data; expanding understanding of functions to include polynomial, rational, and radical functions; trigonometry of general triangles and trigonometric functions.</p> <p>Statistics, Probability and Statistics, AP Statistics (students having completed AP Statistics should consult with college assessment and admissions websites and/or personnel) Topics includes: independent events, conditional probability, discrete random variables; examinations of chance-based phenomena; standard distributions; mean, median, and mode; variance and standard deviation; probability theory; and data organization.</p> <p>Integrated Math 4 Topics includes: advanced geometry, advanced algebra, and probability and statistics.</p> <p>Trigonometry Trigonometry course topics includes: radian measure; unit circle; trigonometric identities; simplifying trigonometric expressions; graphs of trigonometric functions and their inverse; polar coordinates; analytic geometry; and graphing circular functions.</p> <p>Math Analysis Topics include polar coordinates, vectors, complex numbers, limits, mathematical induction, fundamental theorem of algebra, conic sections, rational functions, and functions and equations defined parametrically.</p> <p>Pre-calculus, or Trigonometry and Math Analysis (must include both) Topics includes: coordinate geometry with analytical methods and proofs; equations and graphs of conic sections;</p>

	<p>rectangular and polar coordinates; parametric equations; vectors; the study of polynomial, logarithmic, exponential, and rational functions and their graphs; induction; limits and rate change; continuity; and problem analysis.</p> <p>Calculus, AP Calculus, IB Math SL, IB Math HL, or other courses beyond Calculus such as Linear Algebra (students having completed AP or IB courses should consult with college assessment and admissions websites and/or personnel) Topics includes: the study of derivatives and differentiation; limits; instantaneous rates of change; areas under graphs of functions of first and second derivatives; integration; the definite and indefinite integral; and applications of calculus.</p>
Response Options:	<p>Pre-algebra or lower</p> <p>Algebra 1</p> <p>Integrated Math 1</p> <p>Integrated Math 2</p> <p>Geometry</p> <p>Algebra 2</p> <p>Integrated Math 3</p> <p>Statistics</p> <p>Integrated Math 4</p> <p>Trigonometry</p> <p>Math Analysis</p> <p>Pre-calculus</p> <p>Calculus or higher</p> <p>None of the Above / Don't Know</p>
Field Error Check:	TBD
Page Error Check:	Required response, else error message, "You must select the highest math course you completed in high school or choose "None of the Above / Don't Know" from the response options."
Revision Log	Updated onscreen text and page error validation text in release 6.2.0 (9.28.18). Added data value (13 = Math Analysis) and Pop-up Help text.

Highest Math Course Completed Grade

Data Element:	highest_math_taken_grade
Description:	Applicant's response to grade received for highest math course completed in high school.
Format, Length:	Varchar, 2

Values:	<p>A A- B+ B B- C+ C C- D F P NP ON = Other Non-passing Grade X = None of the Above / Don't Know</p>
Allows Null:	Yes
Default:	None
Usage:	Data collected to support common assessment placement
Notes:	<p>Appears in new section in Education table: High School Transcript Information Optional display in CCCApply. College must opt-in for section to display and to download data field.</p> <p>Updated text in September 2018 (v.6.2.0) but there was NO change made to the data field name.</p>
Question Text:	What grade did you receive? [menu]
Conditions:	Display and require a response if <highest_math_course_taken> is NOT "None of the Above / Don't Know"
Additional Text:	
Response Options:	<p>A- B+ B B- C+ C C- D F P NP Other Non-Passing Grade None of the above / Don't Know</p>

Pop-Up Help:	None
Field Error Check:	None
Page Error Check:	Required response, else error message, "You must select the grade you received for the highest math class completed in high school."
Revision Log	Updated onscreen text and page error validation text in release 6.2.0 (9.28.18)

Highest Math Course Passed

Data Element:	highest_math_course_passed
Description:	Applicant's response to highest math course <i>passed</i> with a Pass or a C- grade or better in high school.
Format, Length:	Integer
Values:	<p>1 – Pre-algebra or lower</p> <p>2 – Algebra 1</p> <p>3 – Integrated Math 1</p> <p>4 – Integrated Math 2</p> <p>5– Geometry</p> <p>6 – Algebra 2</p> <p>7 – Integrated Math 3</p> <p>8– Statistics</p> <p>9 – Integrated Math 4</p> <p>10 – Trigonometry</p> <p>13 – Math Analysis</p> <p>11 – Pre-calculus</p> <p>12 – Calculus or higher</p> <p>X - None of the Above / Don't Know</p>
Allows Null:	Yes
Default:	None
Usage:	Data collected to support common assessment placement

<p>Notes:</p>	<p>Appears in new section in Education table: High School Transcript Information Optional display in CCCApply. College must opt-in for section to display and to download data field.</p> <p>Updated text and added a data field value (13 = Math Analysis). But there was NO change made to the data field name.</p>
<p>Question Text:</p>	<p>"What was the highest math course you passed with a Pass, C-, or better grade, in high school?"</p>
<p>Conditions:</p>	<p>DO NOT display if "Highest Math Course Completed" is "None of the Above / Don't Know";</p>
<p>Pop Up Help:</p>	<p>Hyperlink: Under the words "<u>math course</u>" in the onscreen question triggers a Help Pop-Up box displaying the text below.</p> <p>< Pop Up Help text:></p> <p>High School Transcript: Math course definition</p> <p>You may want to refer to your High School transcript to answer this question</p> <p>Pre-algebra, Fundamentals of Math, Algebra Preparation, Algebra Skills, Algebra or Math Essentials, Math 9 Topics includes: exponents and radicals (e.g. square roots), the coordinate system, sets, logic formulas, and solving linear, first-degree equations and inequalities. These classes often cover the use of equations to solve word problems is taught along with solving equations in one and two variables.</p> <p>Algebra 1, Algebra, Algebra 1B, First Year Algebra Topics includes: addition, subtraction, multiplication and division of real numbers; inequalities and absolute value in equations; slope and x and y intercepts, graphing of linear equations; inequalities and quadratic equations; systems of two linear equations; polynomials; rational expressions and functions; the quadratic formula;</p> <p>Integrated Math 1 Topics includes: functions; algebra; geometry; statistics; probability; discrete mathematics; measurement; number; logic; and language.</p> <p>Integrated Math 2 Topics includes: quadratic expressions, equations, and functions; comparing their characteristics and behavior to those of linear and exponential relationships.</p> <p>Geometry, Plane and Solid Geometry, Formal Geometry, Academic Geometry, etc. (usually occurs after Algebra 1) Topics includes: graphing lines, areas and volumes of plane figures and solids; congruence and similarity; the Pythagorean theorem; properties of angles, parallel and perpendicular lines, triangles, special right triangles, quadrilaterals, and circles; and basic trigonometric function.</p> <p>Algebra 2, Algebra II, Intermediate Algebra, Advanced Algebra, Algebra 2/Trigonometry (usually occurs after Geometry) Topics includes: polynomials of higher order, logarithms and logarithmic functions, absolute value, systems of linear equations and inequalities, matrices, operations on polynomials, rational expressions, quadratic equations and functions, conic sections, inverse functions, sequences and series, the basic ideas of probability and statistics.</p> <p>Integrated Math 3 Topics includes: applying methods from probability and statistics to draw inferences and conclusions from data; expanding understanding of functions to include polynomial, rational, and radical functions; trigonometry of general triangles and trigonometric functions.</p> <p>Statistics, Probability and Statistics, AP Statistics (students having completed AP Statistics should consult with college assessment and admissions websites and/or personnel) Topics includes: independent events, conditional probability, discrete random variables; examinations of chance-based phenomena; standard distributions; mean, median, and mode; variance and standard deviation; probability theory; and data organization.</p> <p>Integrated Math 4 Topics includes: advanced geometry, advanced algebra, and probability and statistics.</p> <p>Trigonometry Trigonometry course topics includes: radian measure; unit circle; trigonometric identities; simplifying trigonometric expressions; graphs of trigonometric functions and their inverse; polar coordinates; analytic geometry; and graphing circular functions.</p>

	<p>Math Analysis Topics include polar coordinates, vectors, complex numbers, limits, mathematical induction, fundamental theorem of algebra, conic sections, rational functions, and functions and equations defined parametrically.</p> <p>Pre-calculus, or Trigonometry and Math Analysis (must include both) Topics includes: coordinate geometry with analytical methods and proofs; equations and graphs of conic sections; rectangular and polar coordinates; parametric equations; vectors; the study of polynomial, logarithmic, exponential, and rational functions and their graphs; induction; limits and rate change; continuity; and problem analysis.</p> <p>Calculus, AP Calculus, IB Math SL, IB Math HL, or other courses beyond Calculus such as Linear Algebra (students having completed AP or IB courses should consult with college assessment and admissions websites and/or personnel) Topics includes: the study of derivatives and differentiation; limits; instantaneous rates of change; areas under graphs of functions of first and second derivatives; integration; the definite and indefinite integral; and applications of calculus.</p>
Response Options:	<p>Pre-algebra or lower</p> <p>Algebra 1</p> <p>Integrated Math 1</p> <p>Integrated Math 2</p> <p>Geometry</p> <p>Algebra 2</p> <p>Integrated Math 3</p> <p>Statistics</p> <p>Integrated Math 4</p> <p>Math Analysis</p> <p>Trigonometry</p> <p>Pre-calculus</p> <p>Calculus or higher</p> <p>None of the Above / Don't Know</p>
Field Error Check:	TBD
Page Error Check:	Required response if displayed, else error message, "You must select the highest math course you passed with a C- or better grade in high school?"
Revision Log	Updated onscreen text and page error validation text in release 6.2.0 (9.28.18). Added data value (13 = Math Analysis) and Pop-up Help text.

Highest Math Course Passed Grade

Data Element:	highest_math_passed_grade
Description:	Applicant's response to grade received for highest math course <i>passed</i> in high school with a Pass or C- or greater.
Format, Length:	Varchar, 2

Values:	A A- B+ B B- C+ C C- P X = None of the Above / Don't Know
Allows Null:	Yes
Default:	None
Usage:	Collected to support common assessment placement
Notes:	Appears in new section in Education table: High School Transcript Information Optional display in CCCApply. College must opt-in for section to display and to download data field.
Question Text:	What grade did you receive? [menu]
Conditions:	Display and require a response if "Highest Math Course Passed with a Pass or C- or greater" is NOT "None of the Above / Don't Know";
Additional Text:	
Response Options:	A A- B+ B B- C+ C C- P None of the Above / Don't Know
Pop-Up Help:	None
Field Error Check:	None
Page Error Check:	Required response if <highest_math_course_passed> is displayed, else error message, "You must select the grade you received for the highest math course you passed with a C- or better grade in high school."
Revision Log	Updated onscreen text and page error validation text in release 6.2.0 (9.28.18)

Colleges Attended Section

The number of College/University question sets that will appear depends on the response to Number of Colleges Attended.

To minimize redundancy, this document provides tables for the College/University 1 question set only. For College/University 2, College/University 3, and College/University 4, everything is the same as for College/University 1 **except:**

- Wherever it occurs in the tables, “College/University 1” will be replaced by “College/University 2”, “College/University 3”, or “College/University 4” as appropriate.
- The question set for College/University 2 will appear when Number of Colleges Attended is ‘2’, ‘3’, ‘4’, or ‘5 or more’.
- The question set for College/University 3 will appear when Number of Colleges Attended is ‘3’, ‘4’, or ‘5 or more’.
- The question set for College/University 4 will appear when Number of Colleges Attended is ‘4’ or ‘5 or more’.

Sorting Colleges Attended


When there are two or more colleges, they can be listed in any order by the applicant. However, in the database they will be sorted and saved in order of attendance, with College/University 1 the most recently attended. The primary sorting date will be Attendance Ended; the secondary sorting date will be Attendance Began. If two or more colleges have the same Attendance Ended date and the same Attendance Began date, it doesn’t matter which comes before the other in the sorting.

Number of Colleges Attended

Data Element:	college_count
Description:	Applicant’s response to Number of Colleges Attended question
Format, Length:	smallint
Values:	0 = None 1 = 1 2 = 2 3 = 3 4 = 4 5 = 5 or more
Allows Null:	No

Default:	None
Usage:	
Notes:	education table
Xap Field:	moreThanFourColleges
Revision Log:	~~
Question Text:	Specify the number of colleges you have attended including those you are currently attending. <input type="radio"/> None <input type="radio"/> 1 <input type="radio"/> 2 <input type="radio"/> 3 <input type="radio"/> 4 <input type="radio"/> 5 or more
Conditions:	Hidden by default; Display if "College Enrollment Status" <enroll_status> is: "2 = Transfer student from another college (Keep existing logic)" OR "3 = Returning student to this college after absent for a main term" OR "Y = Enrolling in high school (or lower grade) and college at the same time" THEN DISPLAY and require a response. ELSE do not display hidden college questions.
Additional Text:	If '5 or more' is selected: Instructions TBD
Response Options:	As shown in Question Text.
Pop-Up Help:	None
Field Error Check:	None

<p>Page Error Check:</p>	<p>Required response; else error message, “You must select the number of colleges/universities you have attended.”</p> <p>Must not be ‘None’ if Enrollment Status is ‘Transfer student from another college’ or ‘Returning student to this college after absent for a main term’; else error message, “Your Enrollment Status and number of colleges attended do not agree. Please correct one or the other.”</p> <p>Must not be ‘None’ if Higher Education Level is ‘Received an associate degree’ or ‘Received a bachelor’s degree or higher’; else error message, “Your Higher Education Level cannot indicate a college degree if the number of colleges/universities you have attended is None. Please correct one or the other.”</p> <p>Must be ‘None’ if Enrollment Status is ‘First-time student in college (after leaving high school)’ or ‘Enrolling in high school (or lower grade) and college at the same time’; else error message, “Your Enrollment Status and number of colleges attended indicate that you have previously attended college while in high school (or lower grades). If this is true, please check the confirmation box below. If it is not true, please correct your responses as necessary.</p> <p>[checkbox] I confirm that I previously attended college while in high school or lower grades.” This edit will never get activated because the same edit related to college data present will get triggered first. It is the same confirmation/error message.</p>
<p>Notes:</p>	<p>This question replaces the “more than 4 colleges” checkbox in Xap CCCApply. It allows CCCApply to display the exact number of Colleges Attended question blocks needed and to require that all are filled in.</p> <p>Information about colleges attended is sorted as follows:</p> <p>The number of College/University question sets that will appear depends on the response to Number of Colleges Attended.</p> <p>If the Number of Colleges Attended is ‘5ormore’, we probably want to insert instructional text after the Number of Colleges Attended question. This text would tell the user which colleges to list: most recent; most significant; anything as long as the highest degree is included. To minimize redundancy, this document provides tables for the College/University 1 question set only. For College/University 2, College/University 3, and College/University 4, everything is the same as for College/University1 except:</p> <p>Wherever it occurs in the tables, “College/University 1” will be replaced by “College/ University 2”, “College/University 3”, or “College/University 4” as appropriate.</p>


	<p>The question set for College/University 2 will appear when Number of Colleges Attended is '2', '3', '4', or '5 or more'.</p> <p>The question set for College/University 3 will appear when Number of Colleges Attended is '3', '4', or '5 or more'.</p> <p>The question set for College/University 4 will appear when Number of Colleges Attended is '4' or '5 or more'.</p> <p>Sorting Colleges Attended:</p> <p>When there are two or more colleges, they can be listed in any order by the applicant. However, in the database they will be sorted and saved in order of attendance, with College/University 1 the most recently attended. The primary sorting date will be Attendance Ended; the secondary sorting date will be Attendance Began. If two or more colleges have the same Attendance Ended date and the same Attendance Began date, it doesn't matter which comes before the other in the sorting.</p> <p> Note: In the Xap system, once the Education page has been completed, the schools are resorted on the Education page to match the database sorting. It does not matter whether CCCApply does this. However, if CCCApply does resort the Colleges Attended list, to prevent confusing situations for the user, the sorting should not occur until the page is completed (i.e., sorting should not occur when the page is saved but not completed).</p>
Data Element:	college_count

College Expelled Summary

Data Name:	college_expelled_summary
Description:	Whether applicant was expelled or is undergoing expulsion from any listed college.
MIS Correlation:	None
Format:	Boolean
Length:	1
Characteristics:	Downloadable System-generated Hidden
Input Rules:	N/A

Notes/Constraints:	<p>IF any of the col1_expelled_status1 thru 4 are true THEN college_expelled_summary = true ELSE college_expelled_summary = false</p> <p>Assembly Bill 2171 added Education Code 76038 to the Education Code. Under the new law, a community college district is now authorized (but not required) to deny admission to a student who has been expelled from another district for specified offenses, such as murder, causing or threatening to cause serious physical injury to another except in self-defense, sexual assault, kidnapping, stalking, or unlawful possession of a firearm or explosive. A district may require an applicant to disclose expulsion from another district for the specified offenses, and may take into account an applicant's failure to do so in determining whether to grant admission.</p>
Online Help:	N/A
Values - Labels:	1 - True 0 – False

College/University {1-4}: Country

Data Element:	col1_country, col2_country col3_country col4_country
Description:	Applicant's response to question for College Attended: Country
Format, Length:	bpchar, 2
Values:	ISO 3166 International Standard for country codes Alpha-2 code (officially assigned)
Allows Null:	No
Default:	None
Usage:	Disables College Finder if not US
Notes:	<p>Defaults to US on application</p> <p> Note: Data elements, characteristics, and values for College/University 2, College/University 3, and College/University 4 are the same as for College/University 1 (i.e. the data element for the College/University 2 country is col2_country).</p> <p>Users may enter colleges in any order; the system will reorder the colleges from most recent (College/University 1) to least recent (College/University 4). Primary sort date is Date Attended To (end_date); secondary sort date is Date Attended To (start_date).</p> <p>colleges_attended table</p>
Xap Field:	College 1 address - country
Revision Log:	~~
Question Text:	Country [menu]

Conditions:	Appears if Number of Colleges Attended is not 'None'.
Additional Text:	None
Response Options:	Menu of countries per ISO, United States at top. Defaults to United States.
Pop-Up Help:	None
Field Error Check:	None
Page Error Check:	None (assuming default selection and no option for selecting a non- response).
Notes:	This is a rare menu field that has a default selection.
Data Element:	colleges_attended: country

College/University {1-4}: State

Data Element:	col1_state col2_state col3_state col4_state
Description:	Applicant's response to question for College Attended: State
Format, Length:	bpchar, 2
Values:	USPS state code
Allows Null:	Yes, only if Country is not US
Default:	None
Usage:	
Notes:	Defaults to CA on application colleges_attended table
Xap Field:	College 1 address – state
Revision Log:	~~
Question Text:	State [menu]
Conditions:	Appears if College/University 1: Country is United States.

Additional Text:	None
Response Options:	Menu of U.S. states, territories, etc., with California at top. Defaults to "Select a State".
Pop-Up Help:	None
Field Error Check:	None
Page Error Check:	State selection must be made if Country is "United States", else, error message: "Please select your state."
Notes:	This is a rare menu field that has a default selection.
Data Element:	colleges_attended: state

College/University {1-4}: Name

Data Element:	col1_name col2_name col3_name col4_name
Description:	Applicant's response to question for College Attended: Name
Format, Length:	varchar, 30
Values:	Text string up to 30 characters
Allows Null:	No
Default:	None
Usage:	
Notes:	Can come from College Finder or from applicant entry
Question Text:	User is prompted to enter the college name and/or city in the search box. The college name is populated from the school lookup table when the user selects a school from the list. If the user clicks "My school is not in the list" the user enters the field.
Conditions:	Appears if Country is United States.

Additional Text:	None
Response Options:	Text string
English Hover Help:	"Please make every effort to find your college or university using this school finder search field. Begin typing three or more characters of the college name, city name, and/or different parts of the institution name, into the search field to return a list of colleges that meets the criteria. You may navigate the list using the up and down arrow keys. If your college is not listed, select "My school is not in the list" at the bottom of the list. This field is required."
Spanish Hover Help:	"Por Favor haga todo lo posible p encontrar su colegio o universidad usando este búsqueda de escuela. Comience a escribir tres o más caracteres del nombre de su colegio, nombre de la ciudad, y/o partes diferentes del nombre de la institución, p devolver una lista que cumpla los criterios. Puede navegar la lista usando el arriba y abajo teclas de flecha. Si su colegio no está en la lista, seleccione "My school is not in the list" en el fondo de la lista. Este campo es requerido."
Pop-Up Help:	None
Field Error Check:	None
Page Error Check:	School must be selected from the list or "My school is not in the list" is checked followed by manual entry of the name; else error message, "You must enter the name of your college or university."
Notes:	508 compliant. Hover help and other supported screen reader changes were made to this field to ensure the School Finder tool passes 508 accessibility review. February 2015. colleges_attended
Data Element:	colleges_attended: name
Xap Field:	College enrolled 1 – name
Revision Log:	

College/University {1-4}: City

Data Element:	col1_city col2_city col3_city col4_city
Description:	Applicant's response to question for College Attended: City

Format, Length:	varchar, 20
Values:	Text string up to 20 characters
Allows Null:	No
Default:	None
Usage:	
Notes:	Can come from College Finder or from applicant entry colleges_attended table
Xap Field:	College 1 address - city
Revision Log:	~~
Question Text:	User is prompted to enter the college name and/or city in the search box. The college city is populated from the school lookup table when the user selects a school from the list. If the user clicks "My school is not in the list" the user enters the field.
Conditions:	Appears if either College/University Country is not United States or "My school is not in the list" in clicked.
Additional Text:	None
Response Options:	Text string
Hover Help:	Enter the name of the city or town in which the college/university is located.
Pop-Up Help:	None
Field Error Check:	None
Page Error Check:	Required response; else error message, "For College/University x, you must enter the name of the City."
Notes:	None
Data Element:	colleges_attended: city

College/University {1-4}: CDS Code

Data Element:	col1_cds col2_cds col3_cds col4_cds
Description:	College's CDS code from College Finder, or generic code if not from Finder
Format, Length:	bpchar, 6
Values:	<p>If State is California: CDS code from College Finder, else if there is no CDS code in Finder or if the school is entered manually, then 600050</p> <p>If Country is not US: 8XXXXX</p> <p>If Country is US but State is not California (whether the school is entered manually or found in the school table):</p>
AL = 600010	NJ = 600300
AK = 600020	NM = 600310
AZ = 600030	NY = 600320
AR = 600040	NC = 600330
CA = varies by college	ND = 600340
CO = 600060	OH = 600350
CT = 600070	OK = 600360
DE = 600080	OR = 600370
DC = 600510	PA = 600380
FL = 600090	RI = 600390
GA = 600100	SC = 600400
HI = 600110	SD = 600410
ID = 600120	TN = 600420
IL = 600130	TX = 600430
IN = 600140	UT = 600440
IA = 600150	VT = 600450
KS = 600160	VA = 600460
KY = 600170	WA = 600470
LA = 600180	WV = 600480
ME = 600190	WI = 600490
MD = 600200	WY = 600500
MA = 600210	AS = 600610

MI = 600220	FM = 8XXXXX
MN = 600230	GU = 600650
MS = 600240	MH = 8XXXXX
MO = 600250	MP = 8XXXXX
MT = 600260	PW = NULL
NE = 600270	PR = 600810
NV = 600280	VI = 600890
NH = 600290	AA = NULL
	AP = NULL
	AE = NULL
Allows Null:	No
Default:	None
Usage:	
Notes:	colleges_attended table
Xap Field:	collegeCDSCode1
Revision Log:	~~

College/University {1-4}: CEEB Code

Data Element:	col1_ceed col2_ceed col3_ceed col4_ceed
Description:	College's CEEB code from College Finder, if available
Format, Length:	bpchar, 7
Values:	CEEB code or null
Allows Null:	Yes
Default:	None
Usage:	
Notes:	colleges_attended table
Xap Field:	College enrolled 1 - ceeb

Revision Log:	~~
---------------	----

College/University {1-4}: Date From

Data Element:	col1_start_date col2_start_date col3_start_date col4_start_date
Description:	Applicant's response regarding start date at college (date from)
Format, Length:	Date, 10 (download format of yyyy-mm-dd)
Values:	Valid date
Allows Null:	No
Default:	None
Usage:	Secondary sort date for colleges attended
Notes:	colleges_attended table
Xap Field:	College enrolled 1 - date from
Revision Log:	~~
Question Text:	Attendance Began [menu] Month Year [textbox] yyyy
Conditions:	Appears if Number of Colleges Attended is not 'None'.
Additional Text:	None
Response Options:	Date: mm/yyyy
Hover Help:	For Year field only: Specify the date you first attended this college/university.
Pop-Up Help:	None
Field Error Check:	Year must be after 1900; else error message, "You must enter a 4-digit year after 1900."

Page Error Check:	<p>Required; else error message, "You must specify when Attendance Began for College/ University 1."</p> <p>Cannot be after month/year of <RDD>; else error message, "For College/University n, you cannot specify a date after <RDDmonth></p> <p><RDDyear> for Attendance Began. If the date is incorrect, please correct it. Do not list the college/university if you will not have begun attendance by <RDDmonth> <RDDyear>."</p>
Notes:	Secondary data element used to sort attended colleges for database storage & download.
Data Element:	colleges_attended: start_date

College/University {1-4}: Date To

Data Element:	col1_end_date col2_end_date col3_end_date col4_end_date
Description:	Applicant's response regarding end date at college (date to)
Format, Length:	Date, 10 (download format of yyyy-mm-dd)
Values:	Valid date
Allows Null:	No
Default:	None
Usage:	Primary sort date for colleges attended
Notes:	colleges_attended table
Xap Field:	College enrolled 1 - date to
Revision Log:	~~
Question Text:	<p>Attendance Ended [menu]</p> <p>Month Year [textbox] yyyy</p>
Conditions:	Appears if Number of Colleges Attended is not 'None'.

Additional Text:	None
Response Options:	Date: mm/yyyy
Hover Help:	For Year field only: Specify the date you last attended this college/university.
Pop-Up Help:	None
Field Error Check:	Year must be after 1900; else error message, "You must enter a 4-digit year after 1900."
Page Error Check:	<p>Required response; else error message, "For College/University n, you must specify when Attendance Ended."</p> <p>Cannot be more than one year after month/year of <RDD>; else error message, "For College/ University n, you cannot specify a date after <RDDmonth> <RDDyear+> for Attendance Began. If you are currently attending this college, please enter the date that the current term ends."</p> <p>Cannot be before Attendance Began; else error message; "For College/University n, you have specified an earlier date for Attendance Ended than for Attendance Began. Please correct the incorrect date."</p>
Notes:	Primary data element used to sort attended colleges for database storage & download.
Data Element:	colleges_attended: end_date

College/University {1-4}: College Expelled Status

Data Name:	col1_expelled_status col2_expelled_status col3_expelled_status col4_expelled_status
Description:	Whether applicant was expelled or is undergoing expulsion.
MIS Correlation:	None
Data Type/ Format:	boolean
Length:	1
Characteristics:	Downloadable

Input Rules:	None
Notes/Constraints:	
Online Help:	None
Values - Labels:	1 - Yes/Sí 0 – No or blank [internal default]
Question Text:	Check here if you were expelled or are in the process of expulsion procedures.
Conditions:	Appears if Number of Colleges Attended is not 'None'.
Additional Text:	None
Response Options:	Checkbox: Selected or not.
Hover Help:	[Spanish: "Marque aquí si fue expulsado o está en el proceso de los procedimientos de expulsión."]
Pop-Up Help:	None
Field Error Check:	None. Field is optional.
Page Error Check:	None
Notes:	None
Data Element:	Col1_expelled_status (1-4)

College/University {1-4}: Degree Type

Data Element:	col1_degree_obtained col2_degree_obtained col3_degree_obtained col4_degree_obtained
Description:	Applicant's response regarding degree received (if any)
Format, Length:	bpchar, 1

Values:	<p>X = No degree</p> <p>A = Associate degree</p> <p>B = Bachelor degree or higher</p> <p>C = Certificate</p> <p>Null = No response</p>
Allows Null:	Yes
Default:	None
Usage:	
Notes:	colleges_attended table
Xap Field:	collegeDegreeType1
Revision Log:	~~
Question Text:	Degree Received
Conditions:	Appears if Number of Colleges Attended is not 'None'.
Additional Text:	None
Response Options:	<p>X = No degree</p> <p>A = Associate degree</p> <p>B = Bachelor degree or higher</p> <p>C = Certificate</p>
Pop-Up Help:	None
Field Error Check:	None
Page Error Check:	<p>Required selection; else error message, "For College/University n, you must select the Degree you received, or 'No degree'."</p> <p>Can't be higher degree level than "Higher Ed Level"; else error message, "For College/University n, you selected a Degree Received that is a higher degree level than you indicated in your response to College Education Level. Please fix the incorrect</p>

	response.” Note: This edit should only be performed if the college degree date is A or B.
Notes:	None
Data Element:	colleges_attended: degree_obtained

College/University {1-4}: Degree Date

Data Element:	col1_degree_date col2_degree_date col3_degree_date col4_degree_date
Description:	Applicant’s response to date degree awarded (if any)
Format, Length:	Date, 10 (download format of yyyy-mm-dd)
Values:	Valid date
Allows Null:	Yes
Default:	None
Usage:	
Notes:	colleges_attended table
Xap Field:	collegeDegreeDate1
Revision Log:	~~
Question Text:	Degree Date [menu] Month Year [textbox] yyyy
Conditions:	Appears only if Degree Received is not ‘No degree’.

Additional Text:	None
Response Options:	Date: mm/yyyy
Hover Help:	For Year field only: As accurately as possible, indicate the date of your highest college degree.
Pop-Up Help:	
Field Error Check:	Year must be after 1900; else error message, "You must enter a 4-digit year after 1900."
Page Error Check:	<p>Required response; else error message, "For College/University 1, you must provide the Degree Date."</p> <p>Cannot be more than one year after month/year of <RDD>; else error message, "For College/</p> <p>University n, do not include a degree that will be awarded after <RDDmonth> <RDDyear+>."</p> <p>Cannot be before Attendance Began; else error message, "For College/University, you cannot specify a Degree Date that is before the date Attendance Began. Please correct the dates as appropriate."</p>
Notes:	None
Data Element:	colleges_attended: degree_date
Revision Log:	

College/University {1-4}: College Not Listed

Data Element:	col1_not_listed col2_not_listed col3_not_listed col4_not_listed
Description:	Indicates if the link "college not listed" was clicked. Means the school was manually entered by the applicant.
Format, Length:	Boolean
Values:	
Allows Null:	Yes
Default:	None

Usage:	
Notes:	
Xap Field:	N/A
Revision Log:	~~
Question Text:	Link within list of schools: My school is not in the list.
Conditions:	Always appears in the list of schools at the bottom of the list.
Additional Text:	None
Response Options:	Checked or Unchecked.
Hover Help:	None
Pop-Up Help:	None
Field Error Check:	None
Page Error Check:	None
Notes:	Clicking this link will open the Name and city fields for manual entry.
Data Element:	colleges_attended:not_listed

Citizenship/Military

The tables in this section show the fields that are populated from the Citizenship/Military tab of the CCCApply standard application.

NOTE: The Citizenship & Military page does not appear on the Application if the application is started and submitted using the Non-Credit application URL (“non_credit=True”)

Citizenship Status

Data Element:	citizenship_status
Description:	Applicant’s response to Citizenship Status
Format, Length:	bpchar, 1
Values:	1 = U.S. Citizen 2 = Permanent Resident 3 = Temporary Resident / Amnesty 4 = Refugee / Asylee 5 = Student Visa (F-1 or M-1) 6 = Other
Allows Null:	No
Default:	None
Usage:	Correlates to MIS SB06
Notes:	residency table
Xap Field:	citizenshipStatus
Revision Log:	~~
Question Text:	Citizenship Status [menu]
Conditions:	Always
Additional Text:	None
Response Options:	1 = U.S. Citizen

	<p>2 = Permanent Resident</p> <p>3 = Temporary Resident / Amnesty</p> <p>4 = Refugee / Asylee</p> <p>5 = Student Visa (F-1 or M-1)</p> <p>6 = Other</p>
Pop-Up Help:	None
Field Error Check:	None
Page Error Check:	Required selection; else error message, "You must select your citizenship status."
Notes:	Correlates to MIS SB06.
Data Element:	residency: citizenship_status

Alien Registration Number

Data Element:	alien_reg_number
Description:	Applicant's response to Alien Registration Number
Format, Length:	<p>9 Alphanumeric Characters</p> <p>All numbers; 7 – 9 numbers</p> <p>If 7 numbers – add two leading zeros</p> <p>If 8 numbers – add one leading zero</p>
Values:	Text sting
Allows Null:	Yes
Default:	None
Usage:	
Notes:	residency table
Xap Field:	visaNumber
Revision Log:	~~
Question Text:	Alien Registration Number [textbox]
Conditions:	<p>Appears only if Citizenship Status is one of the following: Permanent Resident</p> <p>Temporary Resident / Amnesty Refugee / Asylee</p>
Additional Text:	None

Response Options:	Text string
Hover Help:	Enter the number of your Alien Registration Card, if you have one.
Pop-Up Help:	None
Field Error Check:	Number must be all numeric digits, 7 – 9 digits in length, numbers less than 9 digits will have leading zeros added to the number, else error, “The Alien Registration Number must be all numeric digits. The number entered must be 7 to 9 digits in length. Numbers less than 9 digits will have leading zeros added to the number.”
Page Error Check:	Required response if Citizenship Status = ‘Permanent Resident’; else error message, “You must provide your Alien Registration Number.” Optional user response if Citizenship Status = ‘3 = Temporary Resident / Amnesty’ or ‘4 = Refugee / Asylee’.
Notes:	None
Data Element:	residency: alien_reg_number

Visa Type

Data Element:	visa_type
Description:	Applicant’s VISA Type
Format, Length:	ASCII Normal; Alphanumeric (2)
Values:	See Table of Visa Types on next page
Allows Null:	Yes
Default:	None
Usage:	
Notes:	residency table
Xap Field:	visaType
Revision Log:	~~
Question Text:	Visa Type [menu]
Conditions:	Appears only if Citizenship Status is one of the following: Student Visa (F-1 or M-1)

	Other
Additional Text:	None
Response Options:	See Table of Visa Types on next page.
Pop-Up Help:	<p>Visa Type</p> <p>A citizen of a foreign country who seeks to enter the United States generally must first obtain a U.S. visa, which is placed in the traveler's passport. Visa types are defined by U.S. immigration law, and relate to the purpose of travel to the U.S.</p> <p>Your visa type is indicated under the 'Visa Type/Class' heading, as illustrated on the U.S. Department of State website: https://travel.state.gov/content/visas/en/general/all-visacategories.html.</p>
Field Error Check:	None
Page Error Check:	<p>Required response if Citizenship Status = 'Other' and 'No Documents' is unchecked; else error message, "You must select your Visa Type or check 'No Documents'."</p> <p>Required response if Citizenship Status = 'Student Visa'; else error message, "You must select your Visa Type."</p> <p>If Citizenship Status = 'Student Visa', then Visa Type dropdown is restricted to F1 and M1.</p> <p>If visa_type is Student Visa F1 or M1, then do not display the Residency Page.</p> <p>"IF <visa_type> is F1, M1, or J1, THEN <no_perm_address_homeless> must be empty (No/False), else error message, "We found a conflict in your responses. F1, M1, or J1 student visa holders, must provide a permanent address in order to submit this application. Please enter your permanent address by editing your OpenCCC Account on the Account Information section."</p> <p>If 'No Documents' is checked, then the Visa Type dropdown is disabled with a no selection.</p>
Notes:	For a list of Visa Types, see Table F: Visa Types on page 212
Data Element:	residency: visa_type
Revision Log:	<p>Rev. 12.5.14 – Updated Table F (Visa Types).</p> <p>v1.1: Changed meaning of "OTHR" option from 'Other or None' to 'Other' in Table of Visa Types.</p>

For a list of Visa Types, see [Table F: Visa Types](#) on page 212.

No Documents

Data Element:	no_documents
Description:	Applicant has checked box for No Documents
Format, Length:	boolean, 1
Values:	1 = True/Yes 0 = False/No
Allows Null:	Yes
Default:	None
Usage:	
Notes:	residency table
Xap Field:	noDocuments
Revision Log:	~~
Question Text:	[checkbox] No Documents
Conditions:	Appears only if Citizenship Status is 'Other'
Additional Text:	None
Response Options:	Checked or Unchecked.
Pop-Up Help:	None
Field Error Check:	None
Page Error Check:	If checked, visa_type is disabled and set to no selection.
Notes:	None
Data Element:	residency: no_documents

Visa/Alien Registration Issue Date

Data Element:	alien_reg_issue_date
Description:	Applicant's response regarding Visa/Alien Registration Issue Date
Format, Length:	Date, 10 (yyyy-mm-dd for download)

Values:	Valid date
Allows Null:	Yes
Default:	None
Hover Help:	Year field only: Provide the issue date of your Visa or Alien Registration Card.
Usage:	
Notes:	residency table
Xap Field:	visaIssueDate
Revision Log:	~~
Question Text:	<p>Visa/Alien Registration Issue Date Month Day Year [menu] [menu] [textbox] yyyy</p>
Conditions:	Appears if Citizenship Status is 'Student Visa (F-1 or M-1)' or if Alien Registration Number is entered or if a Visa Type is selected.
Additional Text:	None
Response Options:	Date: mm/dd/yyyy
Hover Help:	For Year field only: Provide the issue date of your Visa or Alien Registration Card, or check 'No Expiration Date'.
Pop-Up Help:	None
Field Error Check:	Required response if Alien Registration Number is entered OR Citizenship Status is "5 = Student Visa F1 or M1" OR "Visa Type is selected AND "No Documents" is empty; else error message, "You must enter your Visa/Alien Registration issue date."
Page Error Check:	<p>Cannot be prior to birthdate, "Your Visa/Alien Registration issue date cannot be before your date of birth; please correct."</p> <p>Day must be valid for month; else error message, "The day you selected is not valid for the month you selected."</p> <p>If mm/dd is February 29, year must be a leap year; else error message, "The day you selected is not valid for the year you entered."</p> <p>Must not be after Visa/Alien Registration Expiration Date; else error message, "Your Visa/ Alien Registration Expiration Date must be before your Visa/Alien Registration Expiration Date."</p>
Notes:	None
Data Element:	residency: alien_reg_issue_date

Visa/Alien Registration Expiration Date

Data Element:	alien_reg_expire_date
Description:	Applicant's response regarding Visa/Alien Registration Expiration Date
Format, Length:	Date, 10 (yyyy-mm-dd download format)
Values:	Valid date
Allows Null:	Yes
Default:	None
Usage:	
Notes:	residency table
Xap Field:	visaExpirationDate
Revision Log:	~~
Question Text:	<p>Visa/Alien Registration Expiration Date</p> <p>Month Day Year</p> <p>[menu] [menu] [textbox] yyyy</p>
Conditions:	Appears if Citizenship Status is 'Student Visa (F-1 or M-1)' or if Alien Registration Number is entered or if a Visa Type is selected.
Additional Text:	None
Response Options:	Date: mm/dd/yyyy
Hover Help:	For Year field only: Provide the expiration date of your Visa or Alien Registration Card, or check 'No Expiration Date'.
Pop-Up Help:	None
Field Error Check:	Required response if alien_reg_issue_date is entered AND 'No Expiration Date' is not checked; else error message, "You must enter your Visa/Alien Registration Issue Date, or check 'No Expiration Date'."
Page Error Check:	Cannot be prior to birthdate, "Your Visa/Alien Registration expiration date cannot be before your date of birth; please correct."

	<p>Day must be valid for month; else error message, "The day you selected is not valid for the month you selected."</p> <p>If mm/dd is February 29, year must be a leap year; else error message, "The day you selected is not valid for the year you entered."</p> <p>Must not be before Visa/Alien Registration Issue Date; else error message, "Your Visa/Alien Registration Expiration Date must be after your Visa/Alien Registration Issue Date."</p>
Notes:	None
Data Element:	residency: alien_reg_expire_date

Visa/Alien Registration: No Expiration Date

Data Element:	alien_reg_no_expire
Description:	Applicant has checked box for No Expiration Date
Format, Length:	boolean, 1
Values:	1 = True/Yes 0 = False/No
Allows Null:	Yes
Default:	None
Usage:	
Notes:	residency table
Xap Field:	noVisaExpirationDate
Revision Log:	~~
Question Text:	[checkbox] No Expiration Date
Conditions:	Appears if Alien Registration Number is entered or if a Visa Type is selected.
Additional Text:	None
Response Options:	Checked or Unchecked
Pop-Up Help:	None
Field Error Check:	If checked the alien_reg_expire_date fields are disabled. On Save or Continue, the expiration date will be nullified.

Page Error Check:	None
Notes:	None
Data Element:	residency: alien_reg_no_expire

Military Status

Data Element:	military_status
Description:	Applicant's response to Military Status
Format, Length:	bpchar, 1
Values:	<p>1 = None apply to me</p> <p>2 = I am currently serving on active duty</p> <p>3 = My parent/guardian/spouse is currently serving on active duty</p> <p>4 = I served in the U.S. military (veteran)</p> <p>5 = no longer in use</p> <p>6 = no longer in use</p> <p>7 = My parent/guardian/spouse served in the U.S. military (veteran)</p> <p>8 = I am a member of the Active Reserve</p> <p>9 = My parent/guardian/spouse is a member of the Active Reserve</p> <p>A = I am a member of the National Guard</p> <p>B = My parent/guardian/spouse is a member of the National Guard</p>
Allows Null:	No
Default:	None
Usage:	
Notes:	Replaced all references to "veteran" with "served in the US military" per AB2478 (at CCCCCO mandate.) residency table
Xap Field:	militaryStatus

Revision Log:	~~
Question Text:	U.S. Military Status as of <RDD>: [menu]
Conditions:	Always
Additional Text:	None
Response Options:	See Values, above.
Pop-Up Help:	None
Field Error Check:	None
Page Error Check:	<p>Required selection; else error message, "You must select your Military Status."</p> <p>If the Military Status is:</p> <p>2 - "I am currently serving on active duty", OR</p> <p>3 - "My parent/guardian/spouse is currently serving on active duty", then:</p> <ul style="list-style-type: none"> • Display the State of Legal Residence question and require a response • Display the Home of Record question and require a response; <ul style="list-style-type: none"> o If the Home of Record response is "Foreign Country", then: • Display the Country of Record question and require a response • Display the Stationed in California question and require a response <ul style="list-style-type: none"> o If response is "Yes", then display "In California for educational purposes for 30 days or more" question and require a response; <p>4 - "I served in the U.S. military (veteran)" OR</p> <p>7 - "My parent/guardian/spouse served in the US military (veteran)", then:</p> <ul style="list-style-type: none"> • Display the Date you were discharged date fields and require a response • Display the Type of discharge question and require a response • Display the State of Legal Residence (military) when discharged question and require a response • Display the Home of Record when discharged question and require a response; <ul style="list-style-type: none"> o If the response is Foreign Country, then display the Country of Record when discharged question and require a response • Display the Were you stationed in California question but do NOT require a response; <p>8 - "I am a member of the Active Reserve" OR</p> <p>A - "I am a member of the National Guard", then:</p> <ul style="list-style-type: none"> • Display the State of Legal Residence question and require a response • Display the Home of Record question and require a response;

	<ul style="list-style-type: none"> o If the Home of Record response is "Foreign Country", then: <ul style="list-style-type: none"> • Display the Country of Record question and require a response' • Display the Stationed in California question and require a response
Notes:	Per CCCCCO, no longer using the term "veteran". Changed all instances to "Served in the US military" on 12.5.14
Data Element:	residency: military_status

Military Discharge Date

Data Element:	military_discharge_date
Description:	Applicant's response to Military Discharge Date
Format, Length:	Date, 10 (yyyy-mm-dd download format)

Values:	Valid date
Allows Null:	Yes
Default:	None
Usage:	
Notes:	
Xap Field:	militaryDischargeDate
Revision Log:	~~
Question Text:	Discharge Date Month Day Year [menu] [menu] [textbox] yyyy
Conditions:	Appears only if Military Status is one of the following: 4 - "I served in the US military (veteran)" 7 - "My parent/guardian/spouse served in the U.S. military (veteran)"
Additional Text:	None
Response Options:	Date: mm/dd/yyyy
Hover Help:	For Year field only: "Enter the date of discharge."
Pop-Up Help:	None
Field Error Check:	Client and Server-side validation: Year is after 1900; else error message: "<fieldname> You must enter a 4-digit year after 1900." Date is before DOB; else error message: "<fieldname> You cannot enter a date before your date of birth." Leap year validation: If mm/dd is February 29, year must be a leap year; else error message: "<fieldname> The day you selected is not valid for the year you entered." Day must be valid for month; else error message, "<fieldname> The day you selected is not valid for the month you selected."
Page Error Check:	Required response; else error message, "You must provide your Military Discharge Date." Must not be after <RDD>; else error message, "The Military Discharge Date cannot be after

	<RDD>. Please correct either the Discharge Date or the U.S. Military Status as of <RDD>.”
Notes:	AB2478 asks for government and educational entities to stop using the term “veteran” and start using “Served in the US military”, as many former military members whom never saw combat do not associate themselves with being a “veteran”, especially women. Supports California SB272, which as of 1/1/08 grants enrollment priority to veterans for 2 years after discharge from active duty.
Data Element:	residency: military_discharge_date

Military Discharge Type

Data Element:	discharge_type
Description:	Applicant’s response to type of discharge
Format, Length:	Char(1)
Values:	1 = Honorable 2 = Entry level separation (ELS) 3 = General 4 = Other Than Honorable (OTH) 5 = Clemency Discharge 6 = Bad Conduct (BCD) 7 = Dishonorable
Allows Null:	No
Default:	None
Usage:	
Notes:	
Xap Field:	N/A
Revision Log:	~~
Question Text:	Type of Discharge [menu]

Conditions:	Appears only if Military Status is one of the following: 4 - "I served in the U.S. military (veteran)" 7 - "My parent/guardian/spouse served in the U.S. military (veteran)"
Additional Text:	None
Response Options:	Drop-down list: [default]: -- Select Status -- Honorable Entry level separation (ELS) General Other Than Honorable (OTH) Clemency Discharge Bad Conduct (BCD) Dishonorable
Hover Help:	[Spanish only: "Por favor seleccione el tipo de descarga military que se aplique a usted."]
Pop-Up Help:	None
Field Error Check:	None
Page Error Check:	Required response when Military Status is one of the following: 4 - "I served in the U.S. military (veteran)" 7 - "My parent/guardian/spouse served in the U.S. military (veteran) else error message, "You must select the discharge type".
Notes:	Supports AB2478: Recently Discharged Military: Act to amend Section 68075.5 of the Education Code, relating to public postsecondary education. residency table
Data Element:	residency: discharge_type

State of Legal Residence (Military)

Data Element:	military_legal_residence
Description:	Applicant's response to "State of Legal Residence (Military)"
Format, Length:	bpchar, 2

Values:	USPS state codes, plus XX = Foreign Country
Allows Null:	Yes
Default:	None
Usage:	
Notes:	residency table
Xap Field:	militaryLegalResidence
Revision Log:	~~
Question Text:	State of Legal Residence (Military) [menu]
Conditions:	<p>Appears only if Military Status is one of the following:</p> <p>2 - "I am currently serving on active duty"</p> <p>3 - "My parent/guardian/spouse is currently serving on active duty"</p> <p>4 - "I served in the U.S. military (veteran)"</p> <p>7 - "My parent/guardian/spouse served in the U.S. military (veteran)"</p> <p>8 - "I am a member of the Active Reserve"</p> <p>A - "I am a member of the National Guard"</p>
Additional Text:	None
Response Options:	Menu of U.S. states and territories plus "Foreign Country"
Pop-Up Help:	<p>State of Legal Residence and Home of Record</p> <p>In the military, your "State of legal residence" (also called "domicile") is the place you consider as your true, fixed, and permanent home. It is the state to which you officially intend to return after your military service.</p> <p>"Home of record" is almost always the state where you first joined the military.</p> <p>"Home of record" is an accounting term used by the military to determine a number of military benefits, such as travel allowances, transportation expenses, travel time to report to duty, etc.</p> <p>"Home of record" and "State of legal residence" are usually the same, because most people joining the military do so in the state that is their legal residence. However, "Home of record" and "State of legal residence" need not be the same.</p>
Field Error Check:	None
Page Error Check:	Required selection; else error message, "You must select your State of Legal Residence (Military)."

Notes:	None
Data Element:	residency: military_legal_residence

Military Home State

Data Element:	military_home_state
Description:	Applicant's response to "Home of Record"
Format, Length:	bpchar, 2
Values:	USPS state codes, plus XX = Foreign Country
Allows Null:	Yes
Default:	None
Usage:	
Notes:	residency table
Xap Field:	militaryHomeRecord
Revision Log:	~~
Question Text:	Home of Record [menu]
Conditions:	<p>Appears only if Military Status is one of the following:</p> <ul style="list-style-type: none"> 2 - "I am currently serving on active duty" 3 - "My parent/guardian/spouse is currently serving on active duty" 4 - "I served in the U.S. military (veteran)" 7 - "My parent/guardian/spouse served in the U.S. military (veteran)" 8 - "I am a member of the Active Reserve" A - "I am a member of the National Guard"
Response Options:	Menu of U.S. states and territories plus "Foreign Country"

Pop-Up Help:	<p>State of Legal Residence and Home of Record</p> <p>In the military, your "State of legal residence" (also called "domicile") is the place you consider as your true, fixed, and permanent home. It is the state to which you officially intend to return after your military service.</p> <p>"Home of record" is almost always the state where you first joined the military. "Home of record" is an accounting term used by the military to determine a number of military benefits, such as travel allowances, transportation expenses, travel time to report to duty, etc.</p> <p>"Home of record" and "State of legal residence" are usually the same, because most people joining the military do so in the state that is their legal residence. However, "Home of record" and "State of legal residence" need not be the same.</p>
Field Error Check:	None
Page Error Check:	Required selection; else error message, "You must select the Home of Record."
Notes:	
Data Element:	residency: military_home_state

Military Home Country

Data Element:	military_home_country
Description:	Applicant's response to Home of Record, State
Format, Length:	bpchar, 2
Values:	ISO 3166 International Standard for country codes Alpha-2 code (officially assigned)
Allows Null:	Yes
Default:	None
Usage:	
Notes:	residency table
Xap Field:	militaryHomeCountry

Revision Log:	~~
Question Text:	Country of Record [drop-down list]
Conditions:	Appears only if Home of Record <military_home_state> is 'Foreign Country'.
Additional Text:	
Response Options:	Menu of Countries per ISO, not including United States
Pop-Up Help:	
Field Error Check:	
Page Error Check:	Required selection; else error message, "You must select your Country of Record if your Home of Record is 'Foreign Country'."
Notes:	None
Data Element:	residency: military_home_country
Revision Log:	~~

Military: Stationed in California

Data Element:	military_ca_stationed
Description:	Applicant's response to whether military person is Currently Station in California
Format, Length:	boolean, 1
Values:	1 = True/Yes 0 = False/No
Allows Null:	Yes
Default:	None
Usage:	
Notes:	residency

Xap Field:	militaryInCA
Revision Log:	~~
Question Text:	Currently Stationed in California? Yes [radio button] No [radio button]
Conditions:	Appears only if Military Status is one of the following: 2 - "I am currently serving on active duty" 3 - "My parent/guardian/spouse is currently serving on active duty" 4 - "I served in the U.S. military (veteran)" 7 - "My parent/guardian/spouse served in the U.S. military (veteran)" 8 - "I am a member of the Active Reserve" A - "I am a member of the National Guard"
Additional Text:	
Response Options:	As shown in Question Text.
Pop-Up Help:	
Field Error Check:	None
Page Error Check:	Required response; else error message, "You must indicate whether you or your parent/ guardian/spouse is currently stationed in California."
Notes:	
Data Element:	residency: military_ca_stationed
Revision Log:	~~

Military: Stationed in California for Educational Purposes

Data Element:	military_stationed_ca_ed
Description:	Applicant's response to whether military person (or spouse/parent/dependent) is stationed in California for educational purposes only for 30 days or more.
Format, Length:	boolean, 1

Values:	1 = True/Yes 0 = False/No
Allows Null:	Yes
Default:	None
Usage:	Used in Residency Algorithm as indicated in Table C. If value is Yes, integrity check flag 65 will be generated.
Notes:	This question was previously removed from CCCApply (Xap) in 2011, citing Legal Opinion 10-05. However, when correctly interpreted, in this case federal law trumps state law – Providing the current military member (or spouse/dependent) has been assigned to CA for educational purposes for more than 30 days.
Question Text:	"Is your assignment in California for educational purposes for 30 days or more?" Yes [radio button] No [radio button]
Conditions:	Appears only if Military Status is one of the following: 2 - "I am currently serving on active duty" 3 - "My parent/guardian/spouse is currently serving on active duty" AND Military Stationed in California is "Yes"
Additional Text:	Alt Question Text: Parent/Guardian/Spouse: "Is the military member's assignment in California for educational purposes for 30 days or more?" Yes [radio button] No [radio button]
Response Options:	As shown in Question Text.
Pop-Up Help:	None
Field Error Check:	None
Page Error Check:	Required response if "Currently Stationed in California = Yes; else error message, "You must specify whether you or your parent/guardian/spouse is stationed in California for educational purposes for 30 days or more."

Notes:	This question was previously removed from CCCApply (Xap) in 2011, citing Legal Opinion 10-05. However, when correctly interpreted, in this case federal law trumps state law – providing the current military member (or spouse/dependent) has been assigned to CA for education purposes for more than 30 days. residency table
Data Element:	residency: military_stationed_ca_ed

Military: Stationed in California Education Start Date

Data Element:	military_stationed_ca_ed_start
Description:	
Format, Length:	date
Values:	
Allows Null:	
Default:	
Usage:	
Question Text:	
Conditions:	
Additional Text:	
Response Options:	
Pop-Up Help:	
Field Error Check:	
Page Error Check:	
Notes:	
Data Element:	

Military: Stationed in California Education End Date

Data Element:	military_stationed_ca_ed_end
Description:	
Format, Length:	date
Values:	
Allows Null:	
Default:	
Usage:	
Question Text:	
Conditions:	
Additional Text:	
Response Options:	
Pop-Up Help:	
Field Error Check:	
Page Error Check:	
Notes:	
Data Element:	

Residency

The tables in this section show the fields that are populated from the Residency tab of the CCCApply standard application.

NOTE: The Residency page does not appear on the Application if:

- the Citizenship Status response makes residency unnecessary
- the application is started and submitted using the Non-Credit application URL (“non_credit=True”)

California Resident for Two Years

Data Element:	ca_res_2_years
Description:	Applicant’s response regarding residence in California since two years before RDD.
Format, Length:	boolean, 1
Values:	1 = True/Yes 0 = False/No
Allows Null:	Yes
Default:	None
Usage:	
Notes:	NOTE: The Residency page does not appear on the Application if the Citizenship Status response makes residency unnecessary. residency table
Xap Field:	residentCAAtLeast2Years
Revision Log:	~~
Question Text:	Have you lived in California continuously since <RDD minus 2 years>? [radio button] Yes [radio button] No
Conditions:	Always appears If Subject to Parent/Guardian is ‘Yes’, question text will begin: “Has your parent or guardian lived in California ...”
Additional Text:	None
Response Options:	As shown in Question Text.

Pop-Up Help:	Residence in California When determining the length of time lived continuously in California, disregard absences from California for education, business, or vacation that did not affect your intent to maintain residency in California and did not involve activities as a resident of another state.
Field Error Check:	None
Page Error Check:	Required response; else error message, "You must specify whether or not <you have/your parent or guardian has> lived in California since <RDD minus 2 years>."
Notes:	None
Data Element:	residency: ca_res_2_years

Date Current Stay in California Began

Data Element:	ca_date_current
Description:	Applicant's response to Date Current Stay in California Began
Format, Length:	Date, 10 (yyyy-mm-dd download format)
Values:	Valid date
Allows Null:	Yes
Default:	None
Usage:	
Notes:	residency table
Xap Field:	Date stay in CA began
Revision Log:	~~
Question Text:	When did your CURRENT stay in California begin? Month Day Year [menu] [menu] [textbox] yyyy
Conditions:	Appears only if California Resident for 2 Years is 'No'. If Subject to Parent/Guardian is 'Yes', question text will be: "When did your parent's or guardian's CURRENT stay in California begin?"
Additional Text:	None

Response Options:	Date: mm/dd/yyyy
Hover Help:	For Year field only: Specify the first day of <your/your parent's or guardian's> current stay in California, disregarding temporary absences for education, business, or vacation.
Pop-Up Help:	None
Field Error Check:	<p>Day must be valid for month; else error message, "The day you selected is not valid for the month you selected."</p> <p>If mm/dd is February 29, year must be a leap year; else error message, "The day you selected is not valid for the year you entered."</p> <p>Must be after <RDD> minus 2 years; else error message, "You have indicated that you have not lived in California continuously since <RDD minus 2 years>, but the date you entered for the beginning of your current stay in California is before<RDD minus 2 years>. Please correct the incorrect response. "</p> <p>Must not be after <current_date>; else error message, "For the beginning of your current stay in California, you cannot enter a date after <current_date>. Please correct the date or check 'Not yet arrived in California.'"</p>
Page Error Check:	Required response unless Not Yet Arrived in California is checked; else error message, "You must specify the date <you/your parent or guardian> arrived in California, or check 'Not yet arrived in California.'"
Data Element:	residency: ca_date_current

Not Yet Arrived in California

Data Element:	ca_not_arrived
Description:	Whether applicant has checked the box for Not Yet Arrived in California
Format, Length:	boolean, 1
Values:	1 = True/Yes 0 = False/No
Allows Null:	Yes
Default:	None
Usage:	
Notes:	residency table
Xap Field:	notCAResident

Revision Log:	~~
Question Text:	[checkbox] Not yet arrived in California
Conditions:	Appears only if California Resident for 2 Years is 'No'.
Additional Text:	None
Response Options:	Checked or Unchecked
Pop-Up Help:	None
Field Error Check:	None
Page Error Check:	None
Notes:	Checking this box clears and disables the month, day, and year fields.
Data Element:	residency: ca_not_arrived

State College Employee

Data Element:	ca_college_employee
Description:	Whether applicant is a full-time employee, or spouse/dependent of a full-time employee, of a state college
Format, Length:	boolean, 1
Values:	1 = True/Yes 0 = False/No
Allows Null:	Yes
Default:	Set default to "Null" if question is hidden
Usage:	
Notes:	residency table
Revision Log:	March 2019

Question Text:	<p>Are you or your spouse a full-time employee of any of the following colleges/universities?</p> <p>California Community College</p> <p>California State University or College</p> <p>University of California</p> <p>Maritime Academy</p> <p>[radio button] Yes [radio button] No</p>
Conditions:	<p>Appears only if user selects one or more Out-of-State activities and the most recent year is within 2 years of the RDD</p> <p>If Subject to Parent/Guardian is 'Yes', question text will begin: "Is your parent or guardian a full-time employee ..."</p>
Additional Text:	None
Response Options:	As shown in Question Text.
Hover Help:	<p>"Click Yes if <you or your spouse/your parent or guardian> is a full-time employee of one of the listed institutions. Otherwise, click No." [Spanish: "Haga clic en Yes si <usted/o cónyuge/ padre o guarda> están como empleado de tiempo completo con credenciales de una escuela pública de California y se están inscribiendo en este colegio p los propósitos de cumplimiento de requisitos relacionados con la credencial. De lo contrario, haga clic en No."]</p>
Pop-Up Help:	None
Field Error Check:	None
Page Error Check:	Required selection if displayed onscreen; else error message, "You must indicate whether or not <You or your spouse/your parent or guardian> is a full-time employee of one of the listed colleges / universities."
Notes:	None
Data Element:	residency: ca_college_employee

Public School Employee

Data Element:	ca_school_employee
---------------	--------------------

Description:	Whether applicant is a full-time credentialed employee of a California public school enrolling in college to fulfill credential-related requirements.
Format, Length:	boolean, 1
Values:	1 = True/Yes 0 = False/No
Allows Null:	Yes
Default:	Set to "Null" if question is hidden.
Usage:	
Notes:	residency table
Revision Log:	March 2019
Question Text:	Are you a full-time credentialed employee of a California public school enrolling in college for purposes of fulfilling credential-related requirements? [radio button] Yes [radio button] No
Conditions:	Appears only if user selects one or more Out-of-State activities and the most recent year is within 2 years of the RDD If Subject to Parent/Guardian is 'Yes', question text will begin: "Is your parent or guardian a full-time..."
Additional Text:	None
Response Options:	As shown in Question Text.
Pop-Up Help:	None
Field Error Check:	None
Page Error Check:	Required selection if displayed on screen; else error message, "You must indicate whether or not you are a fulltime credentialed employee of a California public school enrolling in college for purposes of fulfilling credential-related requirements."
Notes:	None

Data Element:	residency: ca_school_employee
---------------	-------------------------------

Seasonal Agricultural Worker

Data Element:	ca_seasonal_ag
Description:	Whether applicant has been employed as a seasonal agricultural worker for at least a total of two months of each of the past two years.
Format, Length:	boolean, 1
Values:	1 = True/Yes 0 = False/No
Allows Null:	Yes
Default:	Set to "Null" if question is hidden
Usage:	
Notes:	residency table
Xap Field:	agriculturalEmployee
Question Text:	Have you been employed as a seasonal agricultural worker for at least a total of two months in each of the past two years? [radio button] Yes [radio button] No
Conditions:	Appears only if user selects one or more Out-of-State activities and the most recent year is within 2 years of the RDD If Subject to Parent/Guardian is 'Yes', question text will begin: "Has your parent or guardian been employed ..."
Additional Text:	None
Response Options:	As shown in Question Text.
Hover Help:	[Spanish: "Haga clic en Yes si <usted/su padre o guarda > han sido empleado como un trabajador de agricultura temporal durante dos meses o más en cada uno de los últimos dos años. De lo contrario, haga clic en No."]

Pop-Up Help:	None
Field Error Check:	None
Page Error Check:	Required selection if appears onscreen; else error message, "You must indicate whether or not <you have/your parent or guardian has> been employed as a seasonal agricultural worker for at least a total of two months in each of the past two years."
Notes:	None
Data Element:	residency: ca_seasonal_ag

Homeless Youth

Data Element:	homeless_youth
Description:	Whether applicant has been determined to be a homeless youth at any time within the last 24 months.
Format, Length:	boolean, 1
Values:	1 = True/Yes 0 = False/No IF YES – Trigger Integrity Flag 40 <i>"Applicant is under 25 years and has been determined Homeless within last 24 months by authorized agencies."</i>
Allows Null:	Yes
Default:	If <no_perm_address_homeless> = 1 (True/Yes) then set <homeless_youth> to Yes.
Notes:	residency table
Question Text:	At any time in the last 24 months were you determined to be homeless by any of the following? <ul style="list-style-type: none"> • High school or school district homeless liaison • Emergency shelter or transitional housing program • Director of a runaway or homeless youth basic center or transitional living program <input type="radio"/> Yes <input type="radio"/> No

Conditions:	<p>Only appears on the Residency page if applicant is under 25 years old at time of application.</p> <p>If <no_perm_address_homeless> checkbox – in the OpenCCC Account = Yes, the set default to Yes on this question.</p>
Additional Text:	None
Response Options:	As shown in Question Text.
Field Error Check:	None
Page Error Check:	<p>If displayed, required selection; else error message, <i>“Required user response if question is displayed; else error message, “You must select Yes or No to specify whether you have been determined homeless anytime within the last 24 months. If you have been determined homeless, select “Yes” and contact the Admissions Office to present verification.”</i></p> <p>Must be "Yes/True" if <no_perm_address_homeless> is Yes/True, else error message, <i>“We found a conflict in your responses. You must provide a Permanent Address or select “yes” to indicate that you have been homeless within the last 24 months.”</i></p> <p>Must be "Yes/True" if <no_mailing_address_homeless> is Yes/True, else error message, <i>“We found a conflict in your responses. You must provide a Current Mailing Address or select “yes” to indicate that you have been homeless within the last 24 months.”</i></p>
Notes:	<p>Added in March 2017 per AB 801 – Homeless Youth</p> <p>If YES then trigger Integrity Flag 40: <i>“Applicant is under 25 years and has been determined Homeless within last 24 months by authorized agencies.”</i></p>
Data Element:	residency: homeless_youth

Foster Youth in California

Data Element:	ca_foster_youth
Description:	Whether applicant is a current or former Foster Youth in California and under 20 years of age at RDD.
Format, Length:	boolean, 1

Values:	<p>The calculation for how to set this field based on the foster_youth_status field.</p> <table border="1"> <thead> <tr> <th>Value</th> <th>Meaning</th> <th>Logic</th> </tr> </thead> <tbody> <tr> <td>1</td> <td>AB669 Eligibility = Yes</td> <td>(foster_youth_status=1 OR =2 OR =6) AND (RDD* minus Birthdate < 20 years)</td> </tr> <tr> <td>0</td> <td>AB669 Eligibility = No</td> <td>Logic: (foster_youth_status=0 OR =3 OR =4 OR =5) OR (RDD* minus Birthdate is >= 20 years)</td> </tr> </tbody> </table> <p>* RDD = Residency Determination Date: 1 day before <i>term: date_start</i></p>		Value	Meaning	Logic	1	AB669 Eligibility = Yes	(foster_youth_status=1 OR =2 OR =6) AND (RDD* minus Birthdate < 20 years)	0	AB669 Eligibility = No	Logic: (foster_youth_status=0 OR =3 OR =4 OR =5) OR (RDD* minus Birthdate is >= 20 years)
Value	Meaning	Logic									
1	AB669 Eligibility = Yes	(foster_youth_status=1 OR =2 OR =6) AND (RDD* minus Birthdate < 20 years)									
0	AB669 Eligibility = No	Logic: (foster_youth_status=0 OR =3 OR =4 OR =5) OR (RDD* minus Birthdate is >= 20 years)									
Allows Null:	Yes										
Default:	None										
Usage:	To align with the updated requirements for AB12, this field was removed from the residency logic (Area B) and replaced with new logic (see Residency Area B Logic). The field will still populate based on the logic detailed under Values.										
Notes:	This question became obsolete and was removed from the application based on new requirements for AB 194 and MIS SG03. The database field is still being populated but is no longer used in the residency algorithm.										
Xap Field:	under20FosterYouthCA										
Revision Log:	March 31, 2016										
Response Options:											
Pop-Up Help:	None										
Field Error Check:	None										
Notes:	This database field is still being populated. residency table										
Data Element:	residency: ca_foster_youth										

Foster Youth Status

Data Element:	foster_youth_status
Description:	Indicates the Foster Youth status of the applicant based on their screen input.
Format, Length:	char 1
Values:	<p>Set the value for this field as follows:</p> <p>0 = The response to “Have you ever been in <u>Court Ordered Foster Care?</u>” is No.</p> <p>Set the field based on the option selected when Foster Care question is Yes and the additional question text displays with radio buttons:</p> <p>1 = I am currently in foster care (including extended foster care after age 18).</p> <p>2 = I aged out/emancipated from foster care or exited voluntarily on or after my 18th birthday.</p> <p>3 = No longer used</p> <p>4 = No longer used</p> <p>5 = I exited the foster care system before my 18th birthday.</p> <p>6 = I am not sure at what age I exited foster care.</p>
Allows Null:	No
Default:	None
Usage:	
Notes:	residency table
Xap Field:	fosterYouthStatus
Revision Log:	March 31, 2016
Question Text:	<p>Have you ever been in <u>court-ordered foster care?</u></p> <p>(See additional text below)</p>
Conditions:	Always
Additional Text:	<p>When did you <u>exit foster care?</u></p> <p>I am currently in foster care (including extended foster care after age 18).</p> <p>I aged out/emancipated from foster care or exited voluntarily on or after my 18th birthday.</p> <p>I exited the foster care system before my 18th birthday.</p> <p>I am not sure at what age I exited foster care.</p>

Response Options:	<p>Required fields:</p> <p>For the Yes/No question, if not selected, error message is: "Please indicate if you have ever been in court-ordered foster care."</p> <p>When the Yes/No question = Yes, one of the options must be selected. If no option is selected, error message is: "Please select one of the foster care options."</p>
Hover Help:	[Spanish: "Por favor indique, si o no ha estado alguna vez colocado en Cuidado Adoptivo ordenado por el tribunal."]
Pop-Up Help:	<p>The "Have you ever been in <u>Court Ordered Foster Care</u>?" question link opens the following pop-up help:</p> <p>You have been in foster care if you were removed from your biological family through an order by a court, which can include placement with foster parents, in a group home, or with relatives/extended family members. If you were living with relatives you must have been placed through the foster care system by an order of the court. Foster Care includes, but is not limited to, placement in out-of-home care under the supervision of the Juvenile Probation Department. As long as you were placed within the foster care system by order of a court, you were in foster care. Having a legal guardian does not necessarily mean that you have been in foster care. If you need assistance with determining whether you were in foster care, you can contact the California Foster Care Ombudsman's office at (877) 846-1602 or fosteryouthhelp@dss.ca.gov.</p> <p>The "When did you <u>exit foster care</u>?" link renders a help pop-up which reads:</p> <p>Aged Out/Emancipated</p> <p>You 'aged out/emancipated' from foster care if you exited foster care on or after your 18th birthday. If you need assistance with determining when you exited foster care, you can contact the California Foster Care Ombudsman's office at (877) 846-1602 or fosteryouthhelp@dss.ca.gov.</p> <p>Exited the foster care system before my 18th birthday</p> <p>You 'exited the foster care system before your 18th birthday' if you were returned to the custody of your biological parents, entered a legal guardianship (with relatives or nonrelatives) or were legally adopted before your 18th birthday. If you need assistance with determining when you exited foster care, you can contact the California Foster Care Ombudsman's office at (877) 846-1602 or fosteryouthhelp@dss.ca.gov.</p> <p>Not Sure</p> <p>If you need assistance with determining when you exited foster care, you can contact the California Foster Care Ombudsman's office at (877) 846-1602 or fosteryouthhelp@dss.ca.gov.</p>
Field Error Check:	None
Page Error Check:	None


Notes:	Question revised in 2016 to better align data values with MIS and AB12. See Appendix A: Submission Calculations Service Residency: Area B logic, Step 4. AB669 approved in 2009. Question revised in 2013.
Data Element:	residency: foster_youth_status

Foster Youth Priority

Data Element:	foster_youth_priority										
Description:	Calculated result for AB194 eligibility. Eligibility is defined as being a current foster youth or former foster youth who was in foster care as of the applicant's 18th birthday and under age 25.										
Format, Length:	boolean, 1										
Values:	<p>AFTER the foster_youth_status field has been set, set the value of foster_youth_priority as follows:</p> <table border="1"> <thead> <tr> <th>Value</th> <th>Meaning</th> <th>Logic</th> </tr> </thead> <tbody> <tr> <td>1</td> <td>AB194 Eligibility = Yes</td> <td>(foster_youth_status=1 OR =2 OR =3 OR =4 OR =6) AND (RDD* minus Birthdate < 25 years) THEN set Flag 71</td> </tr> <tr> <td>0</td> <td>AB194 Eligibility = No</td> <td>(foster_youth_status =0 OR =5) OR (RDD* minus Birthdate is >= 25 years)</td> </tr> </tbody> </table> <p>* RDD = Residency Determination Date: 1 day before <i>term: date_start</i></p>		Value	Meaning	Logic	1	AB194 Eligibility = Yes	(foster_youth_status=1 OR =2 OR =3 OR =4 OR =6) AND (RDD* minus Birthdate < 25 years) THEN set Flag 71	0	AB194 Eligibility = No	(foster_youth_status =0 OR =5) OR (RDD* minus Birthdate is >= 25 years)
Value	Meaning	Logic									
1	AB194 Eligibility = Yes	(foster_youth_status=1 OR =2 OR =3 OR =4 OR =6) AND (RDD* minus Birthdate < 25 years) THEN set Flag 71									
0	AB194 Eligibility = No	(foster_youth_status =0 OR =5) OR (RDD* minus Birthdate is >= 25 years)									
Allows Null:	No										
Default:	None										
Usage:	<p>Calculated result for AB194 eligibility. This field triggers Integrity Flag 71 (the applicant is eligible for Foster Youth Priority registration) if the value after calculation = 1. See Appendix A: Table E– Integrity Flags for specific language.</p>										

Notes:	The Foster Youth Priority field is the only trigger for Integrity Flag 71. The Integrity Flag 71 is triggered if the value after calculation is "1" (meaning the applicant is eligible for Foster Youth Priority registration). See Table E. Residency Integrity Flags, here: Appendix A: Submission Calculation Logic & Residency Algorithm . residency table
Xap Field:	fosterYouthPriority
Revision Log:	1/29/16

Foster Youth MIS

Data Element:	foster_youth_mis											
Description:	Derived field based on foster_youth_status.											
Format, Length:	boolean, 1											
Values:	<p>AFTER the foster_youth_status field has been set, set the value of foster_youth_mis as follows:</p> <table border="1"> <thead> <tr> <th>Value</th> <th>Meaning</th> <th>Logic</th> </tr> </thead> <tbody> <tr> <td>1</td> <td>MIS SG03 = 1</td> <td><i>foster_youth_status</i>=1 OR =2 OR =3 OR =4 OR =5</td> </tr> <tr> <td>0</td> <td>MIS SG03 = 0</td> <td><i>foster_youth_status</i>=0</td> </tr> </tbody> </table> <p> Note: Even though = 3 and = 4 are no longer used, they remain in the logic for assurance that in case the values should appear, they will be considered eligible.</p>			Value	Meaning	Logic	1	MIS SG03 = 1	<i>foster_youth_status</i> =1 OR =2 OR =3 OR =4 OR =5	0	MIS SG03 = 0	<i>foster_youth_status</i> =0
Value	Meaning	Logic										
1	MIS SG03 = 1	<i>foster_youth_status</i> =1 OR =2 OR =3 OR =4 OR =5										
0	MIS SG03 = 0	<i>foster_youth_status</i> =0										
Allows Null:	Yes											
Default:	None											
Usage:												
Notes:	In CCCApply, this field is case sensitive (lower) = foster_youth_mis residency table											
Xap Field:	fosterYouthMIS											
Revision Log:	1/29/16											

Declared Residency Outside California for Taxes

Data Element:	ca_outside_tax
Description:	Response to whether applicant (or parent/guardian) has declared residency in another state for state income tax purposes in the 2 years prior to RDD
Format, Length:	boolean, 1
Values:	<p>Values = True / False / Null</p> <p>1 = True</p> <p>0 = False</p> <p>Null</p>
Allows Null:	Yes
Default:	<p>IF the question is displayed:</p> <ul style="list-style-type: none"> • IF checkbox is NOT empty, value = True • IF checkbox IS EMPTY, then value = False <p>IF question is hidden:</p> <p>Set value = Null</p>
Usage:	<p>NOTE: IF hidden, such as in the Non-Credit application, then default to NULL</p> <p>For a standard application, it will default to False, unless the user checks the checkbox.</p>
Notes:	residency table
Xap Field:	nonCAResForTax
Revision Log:	Combined all original Out-of-State Activity questions (question text & response options) to one, combined question with optional checkbox responses as shown in <i>Question Text</i>
Question Text:	<p>"As of <RDD minus 2 years>, have you engaged in any of the following activities? Check each activity that applies."</p> <p>[checkbox] I paid taxes outside of California</p> <p>[checkbox] I registered to vote outside of California</p> <p>[checkbox] I declared residency at a college or university outside of California</p>

	<p><input type="checkbox"/> I filed for a lawsuit or divorce outside of California</p> <p>If Subject to Parent/Guardian is 'Yes', question text will be:</p> <p>As of <RDD minus 2 years>, has your parent or guardian engaged in any of the following activities?" Check each activity that applies."</p> <p><input type="checkbox"/> Taxes were paid outside of California</p> <p><input type="checkbox"/> Registered to vote outside of California</p> <p><input type="checkbox"/> Declared residency at a college or university outside of California</p> <p><input type="checkbox"/> Filed for a lawsuit or divorce outside of California</p>
Conditions:	Always;
Additional Text:	None
Response Options:	As shown in Question Text.
Hover Help:	[Spanish: "Haga clic en Yes si <RDD minus 2 years>, <si usted/su padre o guarda> presentó una declaración de impuestos como residente de un estado que no sea California. De lo contrario, haga clic en No."]
Pop-Up Help:	None
Field Error Check:	None
Page Error Check:	Optional response.
Notes:	None
Data Element:	residency: ca_outside_tax

Declared Residency Outside California for Taxes Year

Data Element:	ca_outside_tax_year
---------------	---------------------

Description:	Most recent year indicated for declaring residency in another state for state income tax purposes
Format, Length:	Date, 10 (yyyy-mm-dd download format)
Values:	UI entry: Integer, between <RDDyear> and <RDDYear – 2>
Allows Null:	Yes
Default:	None
Usage:	
Notes:	residency table
Xap Field:	yearNonCAResForTax
Revision Log:	~~
Question Text:	If Yes, what was the most recent year? [textbox]
Conditions:	Appears only if Residency Outside California for Taxes is 'Yes'.
Additional Text:	None
Response Options:	Four-digit year.
Hover Help:	"Enter the year in which <you/your parent or guardian> most recently filed an income tax return as a resident of a state other than California." [Spanish: "Entre el año en que <usted/su padre o guarda> más recientemente presentó una declaración de impuestos como residente de un estado que no sea California."]
Pop-Up Help:	None
Field Error Check:	Must be year portion of <RDD>, <RDD minus 1 year>, or <RDD minus 2 years>; else error message, "For ' <have you/has your parent or guardian> declared residency in another state for state income tax purposes', the year must be between <RDDyear minus 2 years> and <RDDyear>."
Page Error Check:	Required response; else error message, "You must specify the year that <you/your parent or guardian> declared residency in another state for state income tax purposes."

Notes:	None
Data Element:	residency: ca_outside_tax_year

Registered to Vote Outside California

Data Element:	ca_outside_voted
Description:	Response to whether applicant (or parent/guardian) has registered to vote in another state in the 2 years prior to RDD
Format, Length:	boolean, 1
Values:	<p>Values = True / False / Null</p> <p>1 = True</p> <p>0 = False</p> <p>Null</p>
Allows Null:	Yes
Default:	<p>IF the question is displayed:</p> <ul style="list-style-type: none"> • IF checkbox is NOT empty, value = True • IF checkbox IS EMPTY, then value = False <p>IF question is hidden:</p> <p>Set value = Null</p>
Usage:	<p>NOTE: IF hidden, such as in the Non-Credit application, then default to NULL</p> <p>For a standard application, it will default to False, unless the user checks the checkbox.</p>
Notes:	residency table
Xap Field:	registeredVoterInNonCAState
Revision Log:	<p>March 2019</p> <p>Combined all original Out-of-State Activity questions (question text & response options) to one, combined question with optional checkbox responses as shown in <i>Question Text</i></p>

Question Text:	<p>"As of <RDD minus 2 years>, have you engaged in any of the following activities? Check each activity that applies."</p> <p>[checkbox] I paid taxes outside of California</p> <p>[checkbox] I registered to vote outside of California</p> <p>[checkbox] I declared residency at a college or university outside of California</p> <p>[checkbox] I filed for a lawsuit or divorce outside of California</p> <p>If Subject to Parent/Guardian is 'Yes', question text will be:</p> <p>As of <RDD minus 2 years>, has your parent or guardian engaged in any of the following activities?" Check each activity that applies."</p> <p>[checkbox] Taxes were paid outside of California</p> <p>[checkbox] Registered to vote outside of California</p> <p>[checkbox] Declared residency at a college or university outside of California</p> <p>[checkbox] Filed for a lawsuit or divorce outside of California</p>
Conditions:	Always
Additional Text:	None
Response Options:	As shown in Question Text.
Hover Help:	[Spanish: "Haga clic en Yes si, desde <RDD minus 2 years>, <si usted/su padre o guarda han> registrado p votar en un estado que no sea California. De lo contrario, haga clic en No."]
Pop-Up Help:	None
Field Error Check:	None
Page Error Check:	Optional response.
Notes:	None
Data Element:	residency: ca_outside_voted

Registered to Vote Outside California: Year

Data Element:	ca_outside_voted_year
Description:	Most recent year indicated for registering to vote in another state
Format, Length:	Date, 10 (yyyy-mm-dd download format)
Values:	UI entry: Integer, between <RDDyear> and <RDDYear – 2>
Allows Null:	Yes
Default:	None
Usage:	
Notes:	residency table
Xap Field:	yearRegisteredVoterInNonCAState
Revision Log:	~~
Question Text:	If Yes, what was the most recent year? [textbox]
Conditions:	Appears only if Registered To Vote Outside California is 'Yes'.
Additional Text:	None
Response Options:	Four-digit year.
Hover Help:	"Enter the year in which <you/your parent or guardian> most recently registered to vote in a state other than California." [Spanish: "Entre el año en que <usted/su padre o guarda> más recientemente registro p votar en un estado que no sea California."]
Pop-Up Help:	None

Field Error Check:	Must be year portion of <RDD>, <RDD minus 1 year>, or <RDD minus 2 years>; else error message, "For '<have you/has your parent or guardian> registered to vote in another state', the year must be between <RDDyear minus 2 years> and <RDDyear>."
Page Error Check:	Required response; else error message, "You must specify the year that <you/your parent or guardian> registered to vote in another state."
Notes:	None
Data Element:	residency: ca_outside_voted_year

Residence for College Outside California

Data Element:	ca_outside_college
Description:	Response to whether applicant (or parent/guardian) has declared residency outside California to attend a college or university in the 2 years prior to RDD
Format, Length:	boolean, 1
Values:	Values = True / False / Null 1 = True 0 = False Null
Allows Null:	Yes
Default:	IF the question is displayed: <ul style="list-style-type: none"> IF checkbox is NOT empty, value = True IF checkbox IS EMPTY, then value = False IF question is hidden: Set value = Null
Usage:	NOTE: IF hidden, such as in the Non-Credit application, then default to NULL For a standard application, it will default to False, unless the user checks the checkbox.
Notes:	residency table

Xap Field:	residentAtNonCACollege
Revision Log:	<p>March 2019</p> <p>Combined all original Out-of-State Activity questions (question text & response options) to one, combined question with optional checkbox responses as shown in <i>Question Text</i></p>
Question Text:	<p>"As of <RDD minus 2 years>, have you engaged in any of the following activities? Check each activity that applies."</p> <p>[checkbox] I paid taxes outside of California</p> <p>[checkbox] I registered to vote outside of California</p> <p>[checkbox] I declared residency at a college or university outside of California</p> <p>[checkbox] I filed for a lawsuit or divorce outside of California</p> <p>If Subject to Parent/Guardian is 'Yes', question text will be:</p> <p>As of <RDD minus 2 years>, has your parent or guardian engaged in any of the following activities?" Check each activity that applies."</p> <p>[checkbox] Taxes were paid outside of California</p> <p>[checkbox] Registered to vote outside of California</p> <p>[checkbox] Declared residency at a college or university outside of California</p> <p>[checkbox] Filed for a lawsuit or divorce outside of California</p>
Conditions:	Always
Additional Text:	None
Response Options:	As shown in Question Text.
Hover Help:	[Spanish: "Haga clic en Yes si, desde <RDD minus 2 years>, <si usted/su padre o guarda han> declarado residencia en un colegio o Universidad en un estado que no sea California. De lo contrario, haga clic en No."]
Pop-Up Help:	None
Field Error Check:	None

Page Error Check:	Optional response.
Notes:	None
Data Element:	residency: ca_outside_college

Residence for College Outside California: Year

Data Element:	ca_outside_college_year
Description:	Most recent year indicated for declaring residency outside California to attend a college or university
Format, Length:	Date, 10 (yyyy-mm-dd download format)
Values:	UI entry: Integer, between <RDDyear> and <RDDYear – 2>
Allows Null:	Yes
Default:	None
Usage:	
Notes:	residency table
Xap Field:	yearResidentAtNonCACollege
Revision Log:	~~
Question Text:	If Yes, what was the most recent year? [textbox]
Conditions:	Appears only if Residence for College Outside California is 'Yes'.
Additional Text:	None
Response Options:	Four-digit year.

Hover Help:	<p>“Enter the year in which <you/your parent or guardian> most recently declared residency at a college or university in a state other than California.”</p> <p>[Spanish: "Entre el año en que <usted/su padre o guarda> más recientemente declaró residencia en un colegio o Universidad en un estado que no sea California."]</p>
Pop-Up Help:	None
Field Error Check:	Must be year portion of <RDD>, <RDD minus 1 year>, or <RDD minus 2 years>; else error message, “For ‘<have you/has your parent or guardian> declared residency at an out-of-state college or university’, the year must be between <RDDyear minus 2 years> and <RDDyear>.”
Page Error Check:	Required response; else error message, “You must specify the year that <you/your parent or guardian> declared residency at an out-of-state college or university.”
Notes:	None
Data Element:	residency: ca_outside_college_year

Lawsuit Outside California

Data Element:	ca_outside_lawsuit
Description:	Response to whether applicant (or parent/guardian) has instituted a legal petition outside California in the 2 years prior to RDD
Format, Length:	boolean, 1
Values:	<p>Values = True / False / Null</p> <p>1 = True</p> <p>0 = False</p> <p>Null</p>
Allows Null:	Yes
Default:	<p>IF the question is displayed:</p> <ul style="list-style-type: none"> • IF checkbox is NOT empty, value = True • IF checkbox IS EMPTY, then value = False

	<p>IF question is hidden:</p> <ul style="list-style-type: none"> • Set value = Null
Usage:	<p>NOTE: IF hidden, such as in the Non-Credit application, then default to NULL</p> <p>For a standard application, it will default to False, unless the user checks the checkbox.</p>
Notes:	residency table
Xap Field:	lawsuitNonCAState
Revision Log:	<p>March 2019</p> <p>Combined all original Out-of-State Activity questions (question text & response options) to one, combined question with optional checkbox responses as shown in <i>Question Text</i></p>
Question Text:	<p>"As of <RDD minus 2 years>, have you engaged in any of the following activities? Check each activity that applies."</p> <p>[checkbox] I paid taxes outside of California</p> <p>[checkbox] I registered to vote outside of California</p> <p>[checkbox] I declared residency at a college or university outside of California</p> <p>[checkbox] I filed for a lawsuit or divorce outside of California</p> <p>If Subject to Parent/Guardian is 'Yes', question text will be:</p> <p>As of <RDD minus 2 years>, has your parent or guardian engaged in any of the following activities?" Check each activity that applies."</p> <p>[checkbox] Taxes were paid outside of California</p> <p>[checkbox] Registered to vote outside of California</p> <p>[checkbox] Declared residency at a college or university outside of California</p> <p>[checkbox] Filed for a lawsuit or divorce outside of California</p>
Conditions:	Always
Additional Text:	None
Response Options:	As shown in Question Text.

Hover Help:	[Spanish: "Haga clic en Yes si, desde <RDD minus 2 years>, <si usted/su padre o guarda> presentó una demanda o un divorcio como residente en un estado que no sea California. De lo contrario, haga clic en No."]
Pop-Up Help:	None
Field Error Check:	None
Page Error Check:	Optional response.
Notes:	None
Data Element:	residency: ca_outside_lawsuit

Lawsuit Outside California: Year

Data Element:	ca_outside_lawsuit_year
Description:	Most recent year indicated for petitioning for a lawsuit or a divorce as a resident in another state
Format, Length:	Date, 10 (yyyy-mm-dd download format)
Values:	UI entry: Integer, between <RDDyear> and <RDDYear – 2>
Allows Null:	Yes
Default:	None
Usage:	
Notes:	residency table
Xap Field:	yearLawsuitOutsideCalifornia
Revision Log:	~~
Question Text:	If Yes, what was the most recent year? [textbox]

Conditions:	Appears only if Lawsuit Outside California is 'Yes'.
Additional Text:	None
Response Options:	Four-digit year.
Hover Help:	"Enter the year in which <you/your parent or guardian> most recently petitioned for a lawsuit or a divorce as a resident in a state other than California." [Spanish: "Entre el año en que <usted/su padre o guarda> más recientemente presentó una demanda o un divorcio como residente en un estado que no sea California."]
Pop-Up Help:	None
Field Error Check:	Must be year portion of <RDD>, <RDD minus 1 year>, or <RDD minus 2 years>; else error message, "For '<have you/has your parent or guardian> petitioned for a lawsuit or a divorce as a resident in another state', the year must be between <RDDyear minus 2 years> and <RDDyear>."
Page Error Check:	Required response; else error message, "You must specify the year that <you/your parent or guardian> petitioned for a lawsuit or a divorce as a resident in another state."
Notes:	None
Data Element:	residency: ca_outside_lawsuit_year

Residency Status

Data Element:	res_status
Description:	Applicant's preliminary residency status as calculated by the Residency Algorithm in the Appendix A: Submission Calculations Service.
Format, Length:	bpchar, 1
Values:	<p>1 = Resident</p> <p>2 = Possible Resident. Documentation Required.</p> <p>3 = Non-resident</p> <p>N = Non-credit / Exempt</p>

Allows Null:	No
Default:	None
Usage:	Used by colleges as a preliminary indication of residency. Colleges have the responsibility to obtain appropriate documentation and make a final residency determination for every applicant.
Notes:	Populated by Submission Calculation Service (Residency Algorithm); for details, see Appendix A: Submission Calculation Service specification. residency table Appendix A: Submission Calculation Logic & Residency Algorithm
Xap Field:	residencyStatus
Revision Log:	March 2019 – New value added = “N” = non-credit/exempt – residency-determination exempt per AB3101. See Non-Credit Status field.

Residency Status Change

Data Element:	res_status_change
Description:	Whether applicant’s Residency Status is different than the Residency Status calculated in previous application(s)
Format, Length:	boolean, 1
Values:	1 = True/Yes 0 = False/No
Allows Null:	No
Default:	None
Usage:	Alerts colleges to potential residency fraud.

Notes:	<p>Populated by Submission Calculation Service (Residency Algorithm); for details, see Appendix A: Submission Calculation Service specification.</p> <p>This data element may evolve as college needs regarding residency change information are explored further. residency table</p> <p>Appendix A: Submission Calculation Logic & Residency Algorithm</p>
Xap Field:	residencyStatusChange
Revision Log:	~~

Previous Residency Date

Data Element:	res_prev_date
Description:	Date of most recent application when applicant's Residency Status was different than the Residency Status calculated for this application
Format, Length:	date, 10 (yyyy-mm-dd download format)
Values:	Valid date
Allows Null:	Yes
Default:	None
Usage:	Alerts colleges to potential residency fraud.
Notes:	<p>Populated by Submission Calculation Service (Residency Algorithm); for details, see Appendix A: Submission Calculation Service specification.</p> <p>This data element may evolve as college needs regarding residency change information are explored further. residency table</p> <p>Appendix A: Submission Calculation Logic & Residency Algorithm</p>
Xap Field:	previousResidencyDate
Revision Log:	~~

Residency Integrity Flags

Data Element:	integrity_flags
Description:	Residency Integrity Flags generated by the Residency Algorithm in the Submission Calculation Service
Format, Length:	character varying(255)
Values:	2-character codes, comma-delimited. Codes are sorted in ascending order. For valid codes and their meanings, see the table of Residency Integrity Flags in Table E: Residency Integrity Flags in Appendix A: Submission Calculation Service specification.
Allows Null:	No
Default:	None
Usage:	Alerts college A&R personnel to reasons for the preliminary residency and ineligibility calculations and/or to responses that might require documentation or warrant special attention when making a final residency determination or admission decision.
Notes:	Populated by Submission Calculation Service (Residency Algorithm); for details, see Appendix A: Submission Calculation Logic & Residency Algorithm . residency table Appendix A: Submission Calculation Logic & Residency Algorithm
Xap Field:	integrityFlags

Ineligible for Admission Flag

Data Element:	adm_ineligible
Description:	Applicant's eligibility for admission as calculated by the Submission Calculation Service
Format, Length:	smallint, 1

Values:	0 = Applicant is eligible for admission 1 = Applicant is ineligible for admission 2 = Applicant is HS grad under 18 as of RDD; eligible for admission with documentation
Allows Null:	No
Default:	None
Usage:	Alerts colleges to applicants who are not, or may not be, eligible for admission.
Notes:	Populated by Submission Calculation Service; for details, see Appendix A: Submission Calculation Service specification. residency table Appendix A: Submission Calculation Logic & Residency Algorithm
Xap Field:	ineligibilityFlag

Eligible for AB540 Waiver

Data Element:	elig_ab540
Description:	Whether applicant is eligible for AB540 tuition waiver, as determined by the Submission Calculation Service
Format, Length:	boolean, 1
Values:	1 = True/Yes 0 = False/No
Allows Null:	No
Default:	None
Usage:	Alerts college Financial Aid personnel to applicants who are eligible for AB540 tuition waiver. Determines whether AB540 information and links are included on the Links and Opportunities page.

Notes:	Populated by Submission Calculation Service; for details, see CCCApply Appendix A: Submission Calculations Service specification. residency table Appendix A: Submission Calculation Logic & Residency Algorithm
Xap Field:	eligibleForWaiver

Financial Aid Referral Flag

Data Element:	fin_aid_ref
Description:	Whether applicant has indicated interest in or need for financial aid, as determined by the Submission Calculation Service.
Format, Length:	boolean, 1
Values:	1 = True/Yes 0 = False/No
Allows Null:	No
Default:	None
Usage:	Alerts college Financial Aid personnel to applicants who are interested in financial aid. Determines whether FAFSA link (and later, BOGFW link) is included on the Links and Opportunities page.
Notes:	residency table Appendix A: Submission Calculation Logic & Residency Algorithm
Xap Field:	financialAidReferral

Needs & Interests

The tables in this section show the data element information for the fields that are populated on the Needs & Interests tab of the CCCApply standard application.

Once an applicant submits their application, their responses to the needs and interests questions are mapped and stored in the submitted_application table (i.e. a response to “Comfortable with English” is stored in the comfortable_english column) and are available for download.

Summary Table of Needs & Interests Values

The values below represent a summary of the values stored in the system ni_id table as displayed below. Once an applicant's application is submitted, responses to these questions are stored and available for download from the single submitted_application table. For details on the values you can download, see the tables in that follow the table below.

ni_id	Question
1	Comfortable with English = No
2	Financial Aid Info = Yes
3	Receiving TANF, SSI, General Assistance = Yes
4	Foster Youth = Yes (Question removed from application – October 2014)
5	Athletic Interest = Yes, including intercollegiate
6	Athletic Interest = Yes, but not intercollegiate
7	Academic Counseling/Advising = Yes (checked)
8	Basic Skills (reading, writing, math) = Yes (checked)
9	CalWorks = Yes (checked)
10	Career Planning = Yes (checked)
11	Child Care = Yes (checked)
12	Counseling - Personal = Yes (checked)
13	DSPS - Disabled Student Programs and Services = Yes (checked)
18	Employment Assistance = Yes (checked)
14	EOPS - Extended Opportunity Programs and Services = Yes (checked)
15	ESL - English as a Second Language = Yes (checked)

16	Health Services = Yes (checked)
17	Housing Information = Yes (checked)
19	Online Classes = Yes (checked)
20	Re-entry Program (after 5 years out) = Yes (checked)
21	Scholarship Information = Yes (checked)
22	Student Government = Yes (checked)
23	Testing, Assessment, Orientation = Yes (checked)
24	Transfer Information = Yes (checked)
25	Tutoring Services = Yes (checked)
26	Veterans Services = Yes (checked)

Comfortable With English

Data Element:	comfortable_english
Description:	Question to assess applicant's comfort level in reading/writing English.
Format:	boolean
Length:	Downloads as "t" or "f" when format length is set to 1, or "true" or "false" if format length is set to 5
Question Text:	Are you comfortable reading and writing English? Yes [radio button, clearable] No [radio button, clearable]
Conditions:	Does not appear to the user if the application is started and submitted using the Non-Credit application URL ("non_credit=True")
Additional Text:	None
Response Options:	Yes radio button, No radio button, or no selection
Allows Null:	Yes
Pop-Up Help:	None
Field Error Check:	None

Page Error Check:	None
Notes:	In 2003, the current form of this question was implemented to better identify applicants who might need language assistance. Response is optional.
Revision Log:	March 2019

Financial Aid Information

Data Element:	financial_assistance
Description:	Question that allows applicant to express interest in receiving information about money for college
Format:	boolean
Length:	Downloads as "t" or "f" when format length is set to 1, or "true" or "false" if format length is set to 5
Question Text:	Are you interested in receiving information about money for college? Yes [radio button, clearable] No [radio button, clearable]
Conditions:	Does not appear to the user if the application is started and submitted using the Non-Credit application URL ("non_credit=True").
Additional Text:	None
Response Options:	Yes radio button, No radio button, or no selection
Allows Null:	Yes
Pop-Up Help:	None
Field Error Check:	None
Page Error Check:	None
Notes:	None
Revision Log:	March 2019

Receiving TANF, SSI, General Assistance

Data Element:	tanf_ssi_ga
Description:	To assess if the applicant is currently receiving TANF/CalWORKs, SSI, or General Assistance
Format:	boolean
Length:	Downloads as "t" or "f" when format length is set to 1, or "true" or "false" if format length is set to 5
Question Text:	Are you receiving TANF/CalWORKs, SSI, or General Assistance? Yes [radio button, clearable] No [radio button, clearable]
Conditions:	Does not appear to the user if the application is started and submitted using the Non-Credit application URL ("non_credit=True").
Additional Text:	None
Response Options:	Yes radio button, No radio button, or no selection
Allows Null:	Yes
Pop-Up Help:	None
Field Error Check:	None
Page Error Check:	None
Notes:	None
Revision Log:	March 2019

Athletic Interest: Intercollegiate

Data Element:	athletic_intercollegiate
Description:	On the Needs & Interests tab (Athletic Interest field group) applicant can indicate interest in intercollegiate team sports participation
Format:	boolean
Length:	Downloads as "t" or "f" when format length is set to 1, or "true" or "false" if format length is set to 5
Question Text:	Are you interested in participating in a sport while attending college? [radio button] Yes, I am interested in one or more sports, including the possibility of playing on an <u>intercollegiate team</u> .

Conditions:	Always Does not appear to the user if the application is started and submitted using the Non-Credit application URL ("non_credit=True").
Additional Text:	(Your response does not obligate you in any way. To be eligible to participate on an intercollegiate team, you must be enrolled in at least 12 units.)
Response Options:	Yes radio button or no selection
Allows Null:	Yes
Pop-Up Help:	<p>Levels of College Sports</p> <p>California Community Colleges generally offer the opportunity to participate in sports at various levels, though not all colleges offer sports at all levels.</p> <p>At the highest level, intercollegiate teams (also called 'varsity teams') represent the college in competition against other colleges, typically in conferences under the authority of the California Community Colleges Athletic Association (CCCAA). For more about this level of college sports, see the website for the CCCAA (www.cccaasports.org{hyperlink opens in another tab/window}) and the college's website. {Replace 'the college's website' with 'the <CollegeName> website (<URL/hyperlink>}' if feasible}.</p> <p>Intramural and club sports allow students to participate at a less rigorous level than the intercollegiate teams and/or to play a sport for which the college does not field an intercollegiate team. In intramural sports, several teams from the college play each other in college-sponsored competitions. In club sports, the clubs are sanctioned by the college but make or find their own opportunities for competition.</p>
Field Error Check:	None
Page Error Check:	Required selection of one radio button in the Athletic Interest field group; else error message, "You must specify whether or not you are interested in participating in a sport while attending college."
Notes:	This question is intended to be used as a key for determining which applicants will receive a Title IX survey from the college.
Revision Log:	March 2019

Athletic Interest: Intramural

Data Element:	athletic_intramural
Description:	On the Needs & Interests tab (Athletic Interest field group) applicant can indicate interest in intramural sports participation.
Format:	boolean

Length:	Downloads as "t" or "f" when format length is set to 1, or "true" or "false" if format length is set to 5
Question Text:	Are you interested in participating in a sport while attending college? [radio button] Yes, I am interested in <u>intramural or club sports</u> , but not in playing on an intercollegiate team.
Conditions:	Does not appear to the user if the application is started and submitted using the Non-Credit application URL ("non_credit=True").
Additional Text:	(Your response does not obligate you in any way. To be eligible to participate on an intercollegiate team, you must be enrolled in at least 12 units.)
Response Options:	Yes radio button or no selection
Allows Null:	Yes
Pop-Up Help:	<p>Levels of College Sports</p> <p>California Community Colleges generally offer the opportunity to participate in sports at various levels, though not all colleges offer sports at all levels.</p> <p>At the highest level, intercollegiate teams (also called 'varsity teams') represent the college in competition against other colleges, typically in conferences under the authority of the California Community Colleges Athletic Association (CCCAA). For more about this level of college sports, see the website for the CCCAA (www.cccaasports.org{hyperlink opens in another tab/window}) and the college's website. {replace 'the college's website' with 'the <CollegeName> website (<URL/hyperlink>)' if feasible}</p> <p>Intramural and club sports allow students to participate at a less rigorous level than the intercollegiate teams and/or to play a sport for which the college does not field an intercollegiate team. In intramural sports, several teams from the college play each other in college-sponsored competitions. In club sports, the clubs are sanctioned by the college but make or find their own opportunities for competition.</p>
Field Error Check:	None
Page Error Check:	Required selection of one radio button in the Athletic Interest field group; else error message, "You must specify whether or not you are interested in participating in a sport while attending college."
Notes:	This question is intended to be used as a key for determining which applicants will receive a Title IX survey from the college.
Revision Log:	March 2019

Athletic Interest: No

Data Element:	athletic_not_interested
---------------	-------------------------

Description:	On the Needs & Interests (Athletic Interest field group) applicant can indicate they are not interested in sports participation.
Format:	boolean
Length:	Downloads as "t" or "f" when format length is set to 1, or "true" or "false" if format length is set to 5
Question Text:	Are you interested in participating in a sport while attending college? [radio button] No, I am not interested in participating in a sport (beyond taking P.E. classes).
Conditions:	Does not appear to the user if the application is started and submitted using the Non-Credit application URL ("non_credit=True").
Additional Text:	(Your response does not obligate you in any way. To be eligible to participate on an intercollegiate team, you must be enrolled in at least 12 units.)
Response Options:	No radio button or no selection
Allows Null:	Yes
Pop-Up Help:	None
Field Error Check:	None
Page Error Check:	Required selection of one radio button in the Athletic Interest field group; else error message, "You must specify whether or not you are interested in participating in a sport while attending college."
Notes:	This question is intended to be used as a key for determining which applicants will receive a Title IX survey from the college.
Revision Log:	March 2019

Academic Counseling/Advising

Data Element:	academic_counseling
Description:	To indicate interest in academic advising
Format:	boolean
Length:	Downloads as "t" or "f" when format length is set to 1, or "true" or "false" if format length is set to 5
Question Text:	[check box] Academic counseling/advising

Conditions:	Always
Additional Text:	Check the programs and services in which you are interested. (Not all college campuses offer every program and service listed.)
Response Options:	Selection or no selection
Allows Null:	Yes
Pop-Up Help:	None
Field Error Check:	None
Page Error Check:	None
Notes:	
Revision Log:	

Basic Skills

Data Element:	basic_skills
Description:	To indicate interest in assistance with reading, writing, or math
Format:	boolean
Length:	Downloads as "t" or "f" when format length is set to 1, or "true" or "false" if format length is set to 5
Question Text:	[check box] Basic skills (reading, writing, math)
Conditions:	Always
Additional Text:	Check the programs and services in which you are interested. (Not all college campuses offer every program and service listed.)
Response Options:	Selection or no selection
Allows Null:	Yes
Pop-Up Help:	None

Field Error Check:	None
Page Error Check:	None
Notes:	
Revision Log:	

CalWorks

Data Element:	calworks
Description:	To indicate interest in CalWORKs monetary aid and services
Format:	boolean
Length:	Downloads as "t" or "f" when format length is set to 1, or "true" or "false" if format length is set to 5
Question Text:	[check box] CalWorks
Conditions:	Always
Additional Text:	Check the programs and services in which you are interested. (Not all college campuses offer every program and service listed.)
Response Options:	Selection or no selection
Allows Null:	Yes
Pop-Up Help:	None
Field Error Check:	None
Page Error Check:	None
Notes:	
Revision Log:	

Career Planning

Data Element:	career_planning
Description:	To indicate interest in career planning assistance
Format:	boolean
Length:	Downloads as "t" or "f" when format length is set to 1, or "true" or "false" if format length is set to 5
Question Text:	[check box] Career planning
Conditions:	Always
Additional Text:	Check the programs and services in which you are interested. (Not all college campuses offer every program and service listed.)
Response Options:	Selection or no selection
Allows Null:	Yes
Pop-Up Help:	None
Field Error Check:	None
Page Error Check:	None
Notes:	
Revision Log:	

Child Care

Data Element:	child_care
Description:	To indicate interest in child care assistance
Format:	boolean
Length:	Downloads as "t" or "f" when format length is set to 1, or "true" or "false" if format length is set to 5
Question Text:	[check box] Child care

Conditions:	Always
Additional Text:	Check the programs and services in which you are interested. (Not all college campuses offer every program and service listed.)
Response Options:	Selection or no selection
Allows Null:	Yes
Pop-Up Help:	None
Field Error Check:	None
Page Error Check:	None
Notes:	
Revision Log:	

Counseling - Personal

Data Element:	counseling_personal
Description:	To indicate interest in personal counseling
Format:	boolean
Length:	Downloads as "t" or "f" when format length is set to 1, or "true" or "false" if format length is set to 5
Question Text:	[check box] Counseling - personal
Conditions:	Always
Additional Text:	Check the programs and services in which you are interested. (Not all college campuses offer every program and service listed.)
Response Options:	Selection or no selection
Allows Null:	Yes

Pop-Up Help:	None
Field Error Check:	None
Page Error Check:	None
Notes:	
Revision Log:	

Disabled Student Programs and Services (DSPS)

Data Element:	dsps
Description:	To indicate interest in disabled student programs and services
Format:	boolean
Length:	Downloads as "t" or "f" when format length is set to 1, or "true" or "false" if format length is set to 5
Question Text:	[check box] DSPS - Disabled Student Programs and Services
Conditions:	Always
Additional Text:	Check the programs and services in which you are interested. (Not all college campuses offer every program and service listed.)
Response Options:	Selection or no selection
Allows Null:	Yes
Pop-Up Help:	None
Field Error Check:	None
Page Error Check:	None
Notes:	

Revision Log:	
---------------	--

Extended Opportunity Programs and Services (EOPS)

Data Element:	eops
Description:	To indicate interest in extended opportunity programs and services (academic, financial, and/or encouragement for eligible students)
Format:	boolean
Length:	Downloads as "t" or "f" when format length is set to 1, or "true" or "false" if format length is set to 5
Question Text:	[check box] EOPS - Extended Opportunity Programs and Services
Conditions:	Always
Additional Text:	Check the programs and services in which you are interested. (Not all college campuses offer every program and service listed.)
Response Options:	Selection or no selection
Allows Null:	Yes
Pop-Up Help:	None
Field Error Check:	None
Page Error Check:	None
Notes:	
Revision Log:	

English as a Second Language (ESL)

Data Element:	esl
Description:	To indicate interest in English as a second language support and/or programs

Format:	boolean
Length:	Downloads as "t" or "f" when format length is set to 1, or "true" or "false" if format length is set to 5
Question Text:	[check box] ESL - English as a second language
Conditions:	Always
Additional Text:	Check the programs and services in which you are interested. (Not all college campuses offer every program and service listed.)
Response Options:	Selection or no selection
Allows Null:	Yes
Pop-Up Help:	None
Field Error Check:	None
Page Error Check:	None
Notes:	
Revision Log:	

Health Services

Data Element:	health_services
Description:	To indicate interest in health services
Format:	boolean
Length:	Downloads as "t" or "f" when format length is set to 1, or "true" or "false" if format length is set to 5
Question Text:	[check box] Health services
Conditions:	Always
Additional Text:	Check the programs and services in which you are interested. (Not all college campuses offer every program and service listed.)

Response Options:	Selection or no selection
Allows Null:	Yes
Pop-Up Help:	None
Field Error Check:	None
Page Error Check:	None
Notes:	
Revision Log:	

Housing Information

Data Element:	housing_info
Description:	To indicate interest in student housing information
Format:	boolean
Length:	Downloads as "t" or "f" when format length is set to 1, or "true" or "false" if format length is set to 5
Question Text:	[check box] Housing information
Conditions:	Always
Additional Text:	Check the programs and services in which you are interested. (Not all college campuses offer every program and service listed.)
Response Options:	Selection or no selection
Allows Null:	Yes
Pop-Up Help:	None
Field Error Check:	None
Page Error Check:	None
Notes:	

Revision Log:	
---------------	--

Employment Assistance

Data Element:	employment_assistance
Description:	To indicate interest in employment assistance
Format:	boolean
Length:	Downloads as "t" or "f" when format length is set to 1, or "true" or "false" if format length is set to 5
Question Text:	[check box] Employment assistance
Conditions:	Always
Additional Text:	Check the programs and services in which you are interested. (Not all college campuses offer every program and service listed.)
Response Options:	Selection or no selection
Allows Null:	Yes
Pop-Up Help:	None
Field Error Check:	None
Page Error Check:	None
Notes:	
Revision Log:	

Online Classes

Data Element:	online_classes
Description:	To indicate interest in online classes
Format:	boolean

Length:	Downloads as "t" or "f" when format length is set to 1, or "true" or "false" if format length is set to 5
Question Text:	[check box] Online classes
Conditions:	Always
Additional Text:	Check the programs and services in which you are interested. (Not all college campuses offer every program and service listed.)
Response Options:	Selection or no selection
Allows Null:	Yes
Pop-Up Help:	None
Field Error Check:	None
Page Error Check:	None
Notes:	
Revision Log:	

Re-Entry Program (After 5 Years Out)

Data Element:	reentry_program
Description:	To indicate interest in reentry programs
Format:	boolean
Length:	Downloads as "t" or "f" when format length is set to 1, or "true" or "false" if format length is set to 5
Question Text:	[check box] Re-entry program (after 5 years out)
Conditions:	Always
Additional Text:	Check the programs and services in which you are interested. (Not all college campuses offer every program and service listed.)
Response Options:	Selection or no selection

Allows Null:	Yes
Pop-Up Help:	None
Field Error Check:	None
Page Error Check:	None
Notes:	
Revision Log:	

Scholarship Information

Data Element:	scholarship_info
Description:	To indicate interest in scholarship information
Format:	boolean
Length:	Downloads as "t" or "f" when format length is set to 1, or "true" or "false" if format length is set to 5
Question Text:	[check box] Scholarship information
Conditions:	Always
Additional Text:	Check the programs and services in which you are interested. (Not all college campuses offer every program and service listed.)
Response Options:	Selection or no selection
Allows Null:	Yes
Pop-Up Help:	None
Field Error Check:	None
Page Error Check:	None
Notes:	
Revision Log:	

Student Government

Data Element:	student_government
Description:	To indicate interest in student government
Format:	boolean
Length:	Downloads as "t" or "f" when format length is set to 1, or "true" or "false" if format length is set to 5
Question Text:	[check box] Student government
Conditions:	Always
Additional Text:	Check the programs and services in which you are interested. (Not all college campuses offer every program and service listed.)
Response Options:	Selection or no selection
Allows Null:	Yes
Pop-Up Help:	None
Field Error Check:	None
Page Error Check:	None
Notes:	
Revision Log:	

Testing, Assessment, Orientation

Data Element:	testing_assessment
Description:	To indicate interest in testing, assessment, or orientation
Format:	boolean
Length:	Downloads as "t" or "f" when format length is set to 1, or "true" or "false" if format length is set to 5

Question Text:	[check box] Testing, assessment, orientation
Conditions:	Always
Additional Text:	Check the programs and services in which you are interested. (Not all college campuses offer every program and service listed.)
Response Options:	Selection or no selection
Allows Null:	Yes
Pop-Up Help:	None
Field Error Check:	None
Page Error Check:	None
Notes:	
Revision Log:	

Transfer Information

Data Element:	transfer_info
Description:	To indicate interest in transfer information
Format:	boolean
Length:	Downloads as "t" or "f" when format length is set to 1, or "true" or "false" if format length is set to 5
Question Text:	[check box] Transfer information
Conditions:	Always
Additional Text:	Check the programs and services in which you are interested. (Not all college campuses offer every program and service listed.)
Response Options:	Selection or no selection
Allows Null:	Yes
Pop-Up Help:	None

Field Error Check:	None
Page Error Check:	None
Notes:	
Revision Log:	

Tutoring Services

Data Element:	tutoring_services
Description:	To indicate interest in tutoring services
Format:	boolean
Length:	Downloads as "t" or "f" when format length is set to 1, or "true" or "false" if format length is set to 5
Question Text:	[check box] Tutoring services
Conditions:	Always
Additional Text:	Check the programs and services in which you are interested. (Not all college campuses offer every program and service listed.)
Response Options:	Selection or no selection
Allows Null:	Yes
Pop-Up Help:	None
Field Error Check:	None
Page Error Check:	None
Notes:	
Revision Log:	

Veterans Services

Data Element:	veterans_services
Description:	To indicate interest in veterans services
Format:	Boolean
Length:	Downloads as "t" or "f" when format length is set to 1, or "true" or "false" if format length is set to 5
Question Text:	[check box] Veterans services
Conditions:	Always
Additional Text:	Check the programs and services in which you are interested. (Not all college campuses offer every program and service listed.)
Response Options:	Selection or no selection
Allows Null:	Yes
Pop-Up Help:	None
Field Error Check:	None
Page Error Check:	None
Notes:	
Revision Log:	

Consent

The table below shows the fields that are populated from the Consent tab of the CCCApply standard application.

Data Element:	consent_indicator
Description:	Applicant's response to Consent to Release Information question.
Format, Length:	boolean, 1
Values:	1 = True/Yes 0 = False/No
Allows Null:	No
Default:	False
Usage:	Per CCCCCO legal, colleges should use this data element to determine how they will share information; and should forward it to MIS.
Notes:	<p>The Consent Question is required by the Legal Counsel of the CCC Chancellor's Office. The text, prompt, data value, access, and handling are defined by Legal Counsel and any changes require approval by Legal Counsel.</p> <p>This data is expected to be propagated throughout student information systems over time and circulate to the Chancellor's Office through MIS reporting. Accommodating this data item is likely to be mandated in the future.</p>
Xap Field:	consent
Revision Log:	~~

<p>Question Text:</p>	<p>The community colleges you attend and the Chancellor’s Office of the California Community Colleges request your help. We ask that you agree to allow us to release necessary personal information about you to various agencies and organizations so we can do research, plan programs and offer special services to you (such as transfer opportunity information or state financial aid). If you do agree to give your consent, your information will not be sold, used for commercial purposes, released to the public, or given to other government agencies for purposes of determining benefits (other than financial aid), except where specifically required by law. In addition, if you do consent to release of your information, those organizations and agencies to which your information is given are prohibited by law from using it for any unauthorized purpose or releasing it to anyone else. If you do not give your consent, personal information about you will not be shared with other organizations or agencies except where allowed by law. You should also know that, answering “no” to this question will not prevent release of certain “directory information” about you. To learn more about directory information or how to block its release, see the Privacy Policy.</p> <p>I authorize the Chancellor’s Office, California Community Colleges, and the community colleges I am attending to release necessary personal information contained in my education records, including my Social Security number, for the purposes described in the Full Statement of Consent:</p> <p>[radio button] Yes, I consent [radio button] No, I do not consent</p>
<p>Conditions:</p>	<p>Always</p>
<p>Additional Text:</p>	<p>Be sure to read the Full Statement of Consent before deciding whether or not to grant your consent. To change your authorization, notify the college admissions office in writing.</p>
<p>Response Options:</p>	<p>As shown in Question Text.</p>
<p>Pop-Up Help,</p>	<p>Privacy Policy</p>
<p>Pop-Up Help</p>	<p>Full Statement of Consent</p>

Consent:	<p>CCCApply asks you to give your consent to release of personal information about you. If you give consent to release of your information, you will be authorizing the Chancellor's Office, California Community Colleges, and the community colleges you are attending to release necessary personal information contained in your education records, including your Social Security number, for the following purposes:</p> <p>To federal or state agencies to evaluate jointly administered programs or to comply with reporting requirements;</p> <p>To data matching services to measure student success in transferring to four-year colleges or universities;</p> <p>To colleges, universities, or government agencies to promote outreach to students and to enhance transfer;</p> <p>To the California Student Aid Commission to facilitate the award of financial aid; and</p> <p>To organizations or agencies assisting the Chancellor's Office or the community colleges you attend with research and analysis.</p>
Field Error Check:	None
Page Error Check:	Request response; else error message, "You must indicate whether or not you give your consent."
Notes:	<p>The Consent Question is required by the Legal Counsel of the CCC Chancellor's Office. The text, prompt, data value, access, and handling are defined by Legal Counsel and any changes require approval by Legal Counsel.</p> <p>This data is expected to be propagated throughout student information systems over time and circulate to the Chancellor's Office through MIS reporting. Accommodating this data item is likely to be mandated in the future.</p> <p>Consent is not required for the applicant to submit the application.</p>
Data Element:	application: consent_indicator

Submission

The tables in this section show the fields that may be populated from the submission of a CCCApply standard application.

IP Address

Data Name:	ip_address
Description:	Applicant's IP address.
Last Revision:	
MIS Correlation:	None
Type/ Format:	varchar
Length:	15
Characteristics:	Downloadable Auto-populates upon application submission
Input Rules:	
Usage:	
Notes/Constraints:	None
Online Display:	None
Online Help:	None
Values - Labels:	Blank/null [internal default]

Language Flag

Data Element:	app_lang
Description:	The state of the language toggle when the application is submitted.
Format, Length:	bpchar, 2
Values:	es –Spanish en –English
Allows Null:	Yes
Default:	None
Usage:	
Notes:	This flag is included primarily for possible future use. application table
Xap Field:	spanishApplication
Revision Log:	~~

Supplemental Questions Page Code (Note Used)

Data Element:	sup_page_code
Description:	NOT CURRENTLY USED A system code that identifies a particular Supplemental Questions page.
Format, Length:	varchar, 30
Values:	30-character code
Allows Null:	Yes

Default:	None
Usage:	Identifies the Supplemental Questions page (if any) that is included in this application.
Notes:	application table
Xap Field:	
Revision Log:	~~

E-Signature Confirmation

Data Element:	esignature
Description:	Confirmation that applicant has provided the required electronic signature for submission of the application.
Format, Length:	boolean, 1
Values:	= True/Yes
Allows Null:	No
Default:	False
Usage:	User cannot submit unless = 1 Meets requirements for electronic signature in state law
Notes:	application table
Xap Field:	Application Certification Info
Revision Log:	~~

Question Text:	<p>[checkbox] By checking here, I, <applicant full name>, declare that:</p> <p>All of the information in this application pertains to me.</p> <p>Under penalty of perjury, the statements and information submitted in this online admission application are true and correct.</p> <p>I understand that falsification, withholding pertinent data, or failure to report changes in residency may result in District action.</p> <p>I understand that all materials and information submitted by me for purposes of admission become the property of <college name>.</p>
Conditions:	Always
Additional Text:	<p>You are about to submit your application to <college name>.</p> <p>NO CHANGES can be made to your application once it is submitted. California state law* allows you to submit your application and residency information online with an electronic signature verification. Your completion of this page will provide the necessary verification for electronic submission. The security and privacy of the information in your submitted application are protected as described in the CCCApply Privacy Policy.</p> <p>* Section 54300 of subchapter 4.5 of chapter 5 of division 6 of title 5 of the California Code of Regulations.</p>
Response Options:	Box must be checked.
Pop-Up Help,	Privacy Policy TBD
Field Error Check:	None
Page Error Check:	Required response; else error message, "You cannot submit your application unless you indicate agreement to the declarations regarding your application."
Notes:	This response serves as the applicant's electronic signature.
Data Element:	application: esignature

Financial Aid Acknowledgement

Data Element:	ack_fin_aid
Description:	Acknowledgement that applicant is aware of financial aid opportunities.

Format, Length:	boolean, 1
Values:	1 = True/Yes
Allows Null:	No
Default:	false
Usage:	User cannot submit unless = 1
Notes:	Financial aid acknowledgement is required by state law. application table
Xap Field:	CCCApply Finaid Confirmation
Revision Log:	~~
Question Text:	<p>[checkbox] By checking here, I, <applicant full name>, acknowledge understanding that:</p> <p>Federal and state financial aid programs are available and may include aid in the form of grants, work study, and/or any available student loans. I am aware that I may apply for assistance for up to the total cost of my education including enrollment fees, books & supplies, transportation, and room and board expense.</p> <p>I may apply for financial assistance if I am enrolled in an eligible program of study (certificate, associate degree, or transfer), and may receive aid if qualified, regardless of whether I am enrolled full-time or part-time.</p> <p>Financial aid program information and application assistance are available in the financial aid office at the college. The application is also available on- line.</p>
Conditions:	Always
Additional Text:	Note: CCCApply will provide links to financial aid information and applications after you submit this application. You can also find financial aid information at http://www.icanaffordcollege.com and on most college websites.
Response Options:	Box must be checked.
Pop-Up Help:	None
Field Error Check:	None
Page Error Check:	Required response; else error message, "You cannot submit your application unless you acknowledge understanding the statements about financial aid."
Notes:	These financial aid acknowledgements are required per California state law.
Data Element:	application: ack_fin_aid

Application Confirmation Number

Data Element:	confirmation
Description:	Confirmation Number assigned by the system when the application is submitted. If an application is started and submitted using the Non-Credit URL, then the Confirmation number will have a prefix ("NC-" = non_credit=True); otherwise it won't have prefix (all standard applications).
Format, Length:	varchar, 30
Values:	The confirmation is a string version of the app_id and is created and saved during the in progress application process as well as after the application is submitted.
Allows Null:	No
Default:	None
Usage:	For colleges and applicants, this is the number that identifies a particular submitted application. If application is started and submitted from the Non-Credit URL, then the Confirmation number will have a prefix ("NC-" = non_credit=True); otherwise it will not have prefix (all standard applications). It is displayed on Application Confirmation page and elsewhere, including the Report Center.
Notes:	application table
Xap Field:	Application Confirmation Number Application Identifier Application Order ID
Revision Log:	March 2019

Submission Timestamp

Data Element:	tstmp_submit
Description:	Date and time that the application was submitted.
Format, Length:	Timestamp with time zone
Values:	

Allows Null:	No
Default:	None
Usage:	Displayed in 'mm/dd/yyyy hh:mm:ss' format on Application Confirmation page and elsewhere.
Notes:	application table
Xap Field:	Application Date Submitted
Revision Log:	~~

Fraud Score

Data Element:	fraud_score
Description:	Identifies the probability that the application is fraudulent based on the prediction service as part of the Spam Filter web service.
Format, Length:	double precision
Values:	
Allows Null:	
Default:	
Usage:	Restricted; not for download.
Notes:	Not downloadable.
Revision Log:	~~

Fraud Status

Data Element:	fraud_status
Description:	Identifies status of application before and after fraud prediction service as part of the Spam Filter web service.
Format, Length:	integer
Values:	0 or Null = Indicates the application has never been evaluated and was

	<p>1 = Not Checked: The Application was not checked because the college has not chosen to opt-in to the service)</p> <p>2 = Pending: The application has been submitted, but has not yet been processed by the prediction service.)</p> <p>3 = Checked Fraud: The prediction service determined that the application is most likely fraudulent.</p> <p>4 = Checked NOT Fraud: The prediction service determined that the application is most likely not fraud.</p> <p>5 = Confirmed Fraud: The college admin has reviewed the application and determined that it is fraudulent.</p> <p>6 = Confirmed NOT Fraud: The college admin has reviewed the application and determined that it is not fraudulent.</p>
Allows Null:	Yes
Default:	
Usage:	Not downloadable. Does appear in the Report Center data.
Notes:	Not included in downloads; however, the fraud status field does display in the Report Center and in the Full Application reports.
Revision Log:	Implemented 9.28.18 (v.6.2.0)

Non-Credit Status

Data Element:	non_credit
Description:	Identifies status of the Non-Credit Application path when the Non-Credit URL is used to start and submit an application.
Format, Length:	Boolean
Values:	1 = True 0 = False
Allows Null:	Yes
Default:	Set <non_credit > status to =True if the applicant starts and submits an application using the Non-Credit URL; otherwise it is set =False for all standard applications.
Usage:	<ul style="list-style-type: none"> All applications that are started (in-progress) & submitted using the Non-Credit URL will set this field/flag to "True = non-credit/exempt"; otherwise it =False. A (=True) value triggers new Integrity Flag (81) and sends alert to admissions office. IF the non-credit status flag is set (=True), then the set the residency status <res_status> to new value = "N", and residency areas A – D are set to new value = "9".

Notes:	Non-Credit App path has a new/different URL. When new URL is used to start & submit standard application, non-credit workflow is triggered.
Revision Log:	New field. March 2019

Appendix A: Submission Calculation Logic & Residency Algorithm

This section describes the application calculations that are made once the student submits an application for admission. Also included are the requirements for the service that performs these calculations.

Overview of Submission Calculations

Once an applicant submits an application and it is validated by the software, it is finalized from the applicant's point of view. The applicant's responses cannot be changed. At this point, there are several calculations to be performed before the application is ready for completion and downloading. These include:

- Residency calculations
- Preliminary residency status
- Residency change information
- Residency integrity flags
- Financial aid flag
- AB540 eligibility flag
- Ineligibility-for-admission flag



Note: Any rules you may have created and applied to your application using the Administrator will run after the above calculations are performed, so that the rules can validate against accurate data.

Receiving Data from CCCApply

Initially, the Submission Calculation Service will operate only on submitted CCCApply Standard applications. This document identifies all of the data elements that are needed for the various submission calculations. How the Submission Calculation Service will receive these data elements is beyond the scope of this document.



Note: The Submission Calculation Service doesn't operate for Non-Credit applications (non-credit URL), or the International application (International URL). The non_credit status flag defaults to =True when the application is started and submitted using the Non-Credit URL.

Returning Calculations to CCCApply

The Submission Calculation Service must respond to the CCCApply Service promptly with the results of its calculations, since those results will be used to determine some of the contents of the Links and Opportunities page.

Receiving Data from Other Sources and Returning Calculations to Them

There has been discussion about the Submission Calculation Service having the ability to receive data from other sources (such as XAP or a college that has its own online application) and to provide calculated data to those sources. The design of the Submission Calculation Service should allow this future possibility, but details of the communication with other sources/services are TBD.

Residency Algorithm (Preliminary Residency Calculation)

The residency calculation provided by CCCApply is a preliminary residency calculation only, not an actual or final residency determination. CCCApply does not ask the applicant for proofs of residency in any form. Actual residency determination remains the responsibility of the college to which the student applies. CCCApply does not reveal any indication of residency determination to the applicant. It is up to the colleges to communicate with the applicants about their residency status.

Areas of Residency Qualification

The CCCApply preliminary residency calculation is based upon four areas or categories of evaluation: citizenship, stay and intent, military exemptions, and other exemptions. The student is evaluated in each area separately. The area classifications (referred to as 'classes') are then processed to make the overall preliminary residency calculation.

Citizenship (Area A):

Area A indicates whether the applicant is a U.S. Citizen or an eligible non-U.S. Citizen. An applicant who indicates either U.S. citizenship or a status of Permanent Resident, Temporary Resident/Amnesty, or Refugee/Asylee (along with an unexpired alien registration number) is classified as A1. An applicant indicating an unexpired visa type that is eligible for residency is classified as A2. An applicant not qualifying either as A1 or A2 is classified as A0.

Stay and Intent (Area B):

Area B indicates whether the applicant meets the minimum requirements for duration of stay in California and activities consistent with residency in California. An applicant who meets requirements for residency with no contrary data is classified as B1. An applicant who meets requirements for residency but has some data that needs to be explained or documented is classified as B2. An applicant who does not meet requirements for residency is classified as B0.

Military Exemption (Area C):

Area C indicates whether the applicant is either an eligible active or discharged U.S. Military person or a dependent of such.

- C1 = Active military persons and their dependents
- C2 = Recently discharged military persons
- C0 = All others that are not C1 or C2

To be eligible for priority registration and other benefits, the state legislature has expanded the amount of time that these benefits apply to discharged veterans from one year prior to the RDD to three years prior to the RDD. As of the March 2016 CCCApply release, logic that was previously attached to the actual Military Status field values has been removed and replaced by the value supplied in the Military Discharge date field value.


Other Exemptions (Area D):

Area D indicates whether the applicant qualifies for a special residency exemption. A state college or university employee or dependent, a public school employee, or an eligible seasonal agricultural worker or dependent (not precluded by INS) is classified as D1. All others are classified as D0.

Area Criteria

The criteria and logic for evaluating each area of the residency algorithm are shown in Tables A through D and Figures 1 through 5. Evaluations are based on data elements reflecting the applicant's answers to residency-related questions.

 **Note:** Areas A -D set value = 9 when a Non-Credit application is submitted using the Non-Credit URL.

 **Note:** Answers supplied in Areas B and D are in reference to the parent/guardian if the applicant is under age 19 and not independent (i.e., not married, in the military, or emancipated). “Evidence of Intent” rules in the Student Attending Accounting Manual (Chapter 2), based on Title 5 section 54024, specify “under 19 years” as the age criterion, superseding the definition of a “Minor” in general law as under age 18.

Residence Determination Date (RDD)

Residency determination is defined to be ‘as of the day before the term start date’. The day before the term start date is called the Residence Determination Date, or RDD. The RDD is used at several points in the area determination logic specified in Tables A through D.

Residency Integrity Flags

In addition to the preliminary residency determination (Residency Status), the area determination logic produces Residency Integrity Flags that provide additional information to help the colleges in their final residency determinations. Some Integrity Flags indicate why a Residency Status of 2 was assigned; others indicate applicant responses that did not affect the Residency Status but may warrant investigation or documentation.

Integrity flags are two-digit numeric codes, as defined in Table E. They are stored and downloaded in data element ‘residency: res_int_flags’, a string that can contain up to 26 flags. Refer to the OpenCCC Apply Data Dictionary for more information about this data element.

In addition to their basic function alerting A&R staff to specific information about an applicant’s responses related to residency, Integrity Flags may be used to automate electronic responses back to the applicant with further instructions.

Outlines of Residency Area Criteria

Tables A through E, the data elements are in the Residency Table unless a different table is identified (e.g., 'education: element_name' is in the Education Table).

Table A: Outline of Area A (Citizenship)

Step	Evaluation Statement	Data Elements & Logic	If Yes	If No
1	Is the student a US citizen?	citizenship_status = 1	Class A1	Go to step 2
2	Is the student's visa/alien registration active?	alien_reg_no_expire = 1 OR alien_reg_expire_date > RDD	Go to step 3	Class A0
3	Does the student have Permanent Resident, Temporary Resident/Amnesty, or Refugee/Asylee citizenship status?	citizenship_status = 2 OR citizenship_status = 3 OR citizenship_status = 4	Go to step 4	Go to step 6
4	Does the student have an Alien Registration number?	alien_reg_number != null	Go to step 5	Class A2 set flag 50
5	Is issue date more than 1 year before RDD?	RDD minus alien_reg_issue_date > 365 (days)	Class A1	Class A2 set flag 60
6	Does the student have a visa that allows residency to be established?	visa_type has YES in 'Residency?' column of Table F.	Class A2 set flag 51	Class A0 set flag 48 if visa Type = B, B1, or B2


 **Note:** Class A1 indicates that no further proof of citizenship is needed. Class A2 indicates that the admissions office must obtain proof of citizenship status before residency can be determined.

Table B. Outline of Area B (Stay and Intent)

Step	Evaluation Statement	Data Elements & Logic	If Yes	If No
1	Do out-of-state indicators support intent?	ca_outside_tax = 0 AND ca_outside_voted = 0 AND ca_outside_college= 0 AND ca_outside_lawsuit = 0	Go to step 2	Class B2 (flag 30) Go to step 2

2	Has the applicant lived in California for two years prior to RDD?	ca_res_2_years = 1	Go to step 5	Go to step 3
3	Has the applicant been resident in CA for over a year prior to RDD?	ca_date_current != null AND ca_date_current < RDD minus 1 year	Class B2 (flag 59) go to step 5	Go to step 4
4	Is the applicant a current or former foster youth, under age 20, and now residing in California?	foster_youth_status is != 0 AND RDD minus Birthdate < 20 years	Class B2 (flag 70) go to step 5	Class B0 Go to step 12
5	Has the applicant completed HS outside CA in last 2 years?	education: hs_state != CA AND education: hs_comp_date RDD minus 2 years	Class B2 (flag 61) go to step 6	Go to step 6
6	Is the applicant in military with non CA home of record?	military_status = 2 AND (military_home_state != CA OR military_legal_residence!= CA)	Class B2 (flag 62) go to step 7	Go to step 7
7	Is the applicant under the care and control of a guardian, under 19 and unmarried?	'over19OrMarried'= 0 AND 'guardianOrParentRelation' = G	Class B2 (flag 58) go to step 8	Go to step 8
8	Is the applicant's current address outside of California?	'Mailing address – state' != CA	Class B2 (flag 01) go to step 9	Go to step 9
9	Is the applicant's permanent address outside of California?	'Permanent address – state' != CA	Class B2 (flag 02) go to step 10	Go to step 10
10	Is the applicant under 19 as of RDD with last high school out-of-state?	RDD minus 19 years > personal_info: birthdate AND education: hs_state != CA	Class B2 (flag 03) go to step 11	Go to step 11
11	Was the applicant enrolled in an out-of-state college with a 'To Date' within the year previous to the term start date?	In any row of colleges_attended table: If state != CA AND to_date is greater than the term start date minus 1 year.	Class B2 (flag 04) go to step 12	Go to step 12
12	Has Class B0 been set?	Class B0 has been set	Class B0 end logic	Go to step 13
13	Has Class B2 been set?	Class B2 has been set	Class B2	Class B1

Table C. Outline of Area C (Military Exemption)

Step	Evaluation Statement	Data Elements & Logic	If Yes	If No
1	Is the student, or the student's parent/ guardian/spouse, currently serving on active duty or discharged from the U.S. military in the last three years?	military_status = 2 OR military_status = 3 OR military_status = 4 OR military_status = 7 AND discharge_date is on or after RDD minus 3 years	Go to step 2	Class C0
2	Is the military member currently active?	military_status = 2 OR military_status = 3	Go to step 3	Class C2 (flag 52)
3	Is California the home of record for the military member?	military_home_state = CA	Class C1 (flag 53) go to step 4	Go to step 4
4	Is the active military member currently stationed in California?	military_ca_stationed = 1	Class C1 (flag 54) go to step 5	Go to step 5
5	Is the active military member (or spouse/parent/dependent) stationed/ assigned to California for educational purposes?	military_stationed_ca = 1	Class C1 (Set flag 65) go to step 6	Go to step 6
6	Is California the state of legal residence for the military member?	military_legal_residence = CA	Class C1 (flag 63) go to step 7	Go to step 7
7	Is Class C1 set in any step?		Class C1	Class C0

Table D. Outline of Area D (Other Exemptions)

Step	Evaluation Statement	Data Element & Logic	If Yes	If No
1	Is the residency claimant a state college/university employee?	ca_college_employee = 1	Class D1 (flag 55)	Go to step 2
2	Is the applicant a California public school employee?	ca_school_employee = 1	Class D1 (flag 56)	Go to step 3
3	Is the residency claimant a qualified agricultural worker?	ca_seasonal_ag = 1	Go to step 4	Class D0
4	Is the residency claimant a U.S. Citizen or INSeligible alien?	Area A = A1 OR Area 2 = A2	Class D1 (flag 57)	Class D0

Table E. Residency Integrity Flags

Flag	Meaning	Logic
01	Current address state is not California	See Residency Area B logic
02	Permanent address state is not California	See Residency Area B logic
03	State of last high school attended is not California and student is under 19	See Residency Area B logic
04	State of most recent college attended is not California and 'To Date' is within one year of term start date	See Residency Area B logic
11	Claiming California high school completion but last high school not in California	education: cahs_graduated = 1 AND education: hs_state ≠ CA
30	Applicant has reported one or more "out-of-state" indicators: 1) filed taxes; 2) registered to vote; 3) attended college; or, 4) filed a lawsuit - outside of California within the last 2 years.	ca_outside_tax = 1 AND/OR ca_outside_voted = 1 AND/OR ca_outside_college = 1 AND/OR ca_outside_lawsuit = 1
40	Applicant is <i>under 25 years</i> and has been determined Homeless within last 24 months by authorized agencies.	<homeless_youth> = Yes AND age is under 25 years. (AB 801)
47	Eligible with documentation: high school graduate or equivalent but under 18	adm_ineligible = 2
48	Ineligible to enroll; B-visa holder	See Residency Area A logic
49	Ineligible to enroll; minor in high school	adm_ineligible = 1
50	Missing valid Alien Registration Number	See Residency Area A logic
51	Has visa type that may establish residency. Documentation required.	See Residency Area A logic
52	Recently discharged U.S. military member, or dependent (child or spouse) of U.S. military member, discharged within the last 3 years. Potential VACA eligibility (AB13).	See Residency Area C logic
53	U.S. military member or dependent spouse/child of military member with California as home of record	See Residency Area C logic
54	U.S. military member or dependent spouse/child of military member currently stationed in California	See Residency Area C logic
55	State college/university employee	See Residency Area D logic
56	California public school employee	See Residency Area D logic

57	Qualified seasonal agriculture worker	See Residency Area D logic
58	Two years care and control proof for guardian required	See Residency Area B logic
59	Applicant has resided in California for over one year but less than two years	See Residency Area B logic
60	Date of Alien Registration not more than one year before term start date	See Residency Area A logic
61	State of last high school attended is not California and high school completion date is within last 2 years	See Residency Area B logic
62	Currently in military with home of record other than CA	See Residency Area B logic
63	U.S. military member or dependent spouse/child of military member with California as military state of legal residence	(military_status = 2 OR military_status = 3) AND military_legal_residence =CA
65	U.S. military member or dependent/ spouse/child of military member stationed in California for educational purposes only. Verify that dates of assignment are for 30 days or more.	See Residency Area C logic
70	Applicant is a current or former Foster Youth in California and under 20 years of age	See Residency Area B Logic
71	Applicant is a current or former foster youth and is under the age of 25. Applicant is possibly eligible for Priority Registration per AB12.	(foster_youth_status=1 OR =2 OR =3 OR =4 OR =6) AND (RDD* minus Birthdate < 25 years)
80	Applicant is an independent minor	data element and logic TBD (dependency=Yes)
81	Applicant applied using the Non-Credit URL	Upon check if non-credit flag is set (=true), then set the residency status to "N" and trigger Integrity Flag 81.

Residency Algorithm Flow Charts

Area A

Area A

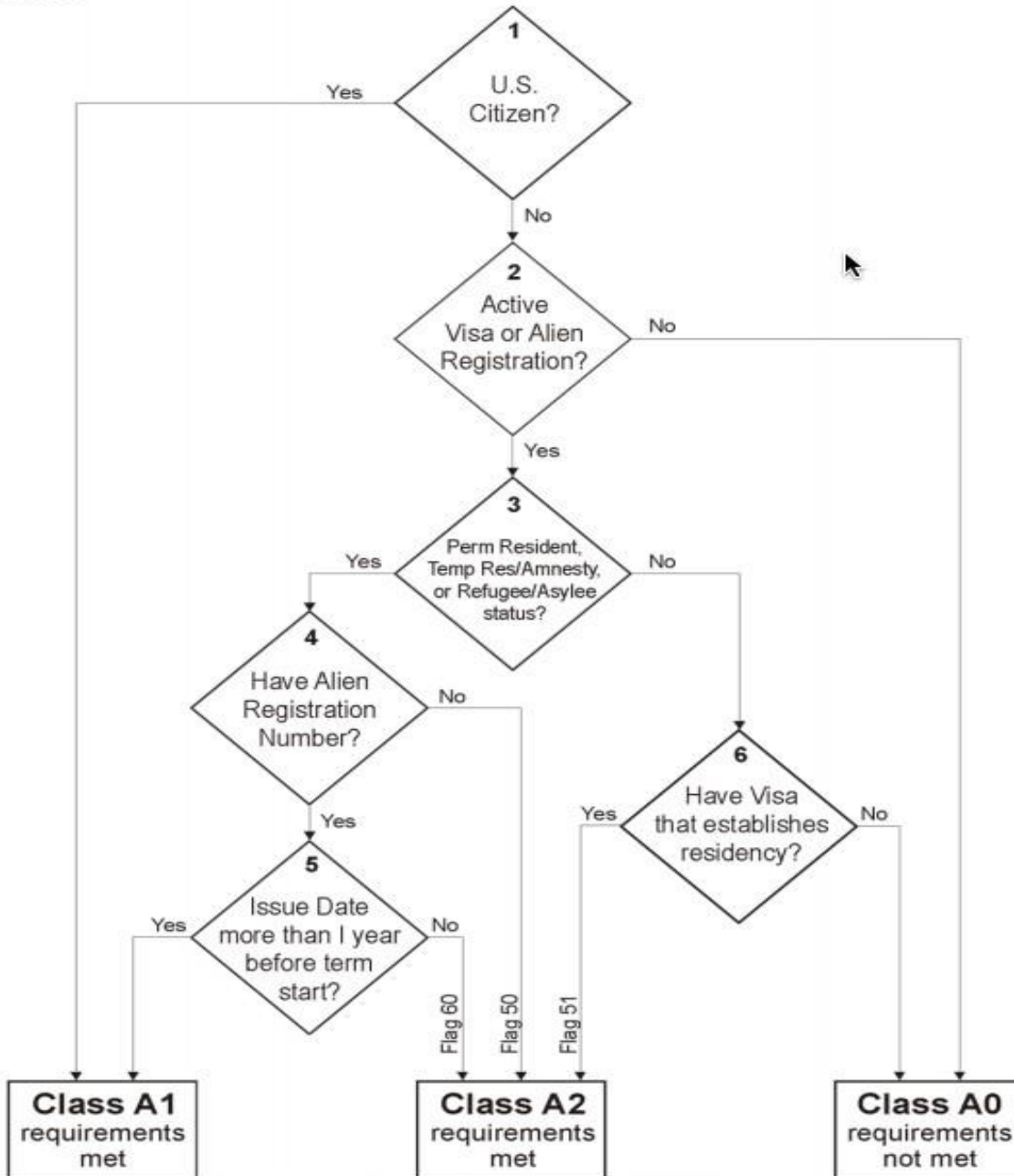


Figure 1. Flowchart for Residency Area A Logic

Area B Flowchart

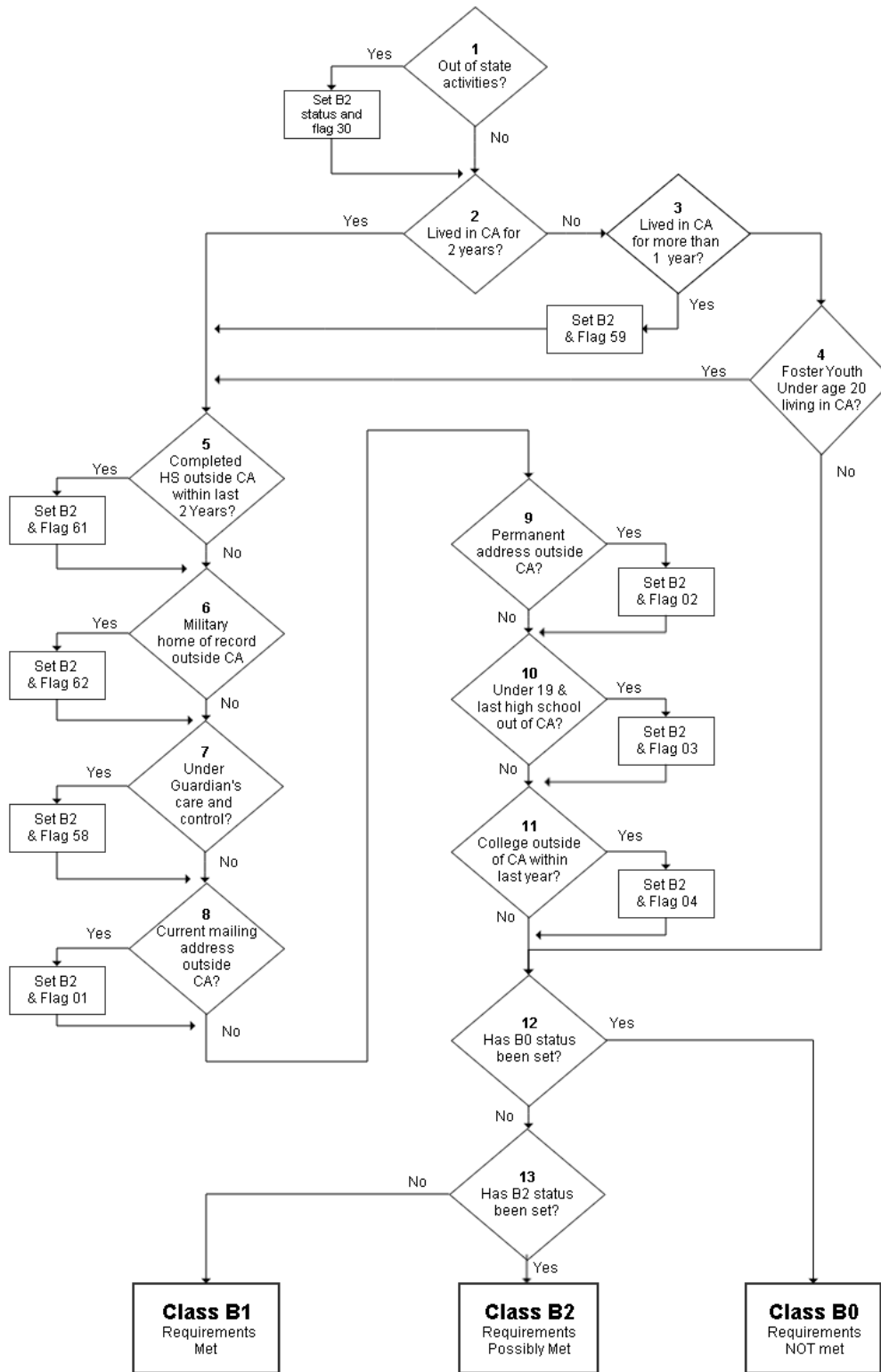


Figure 2. Flowchart for Residency Area B Logic

Area C Flowchart

Area C

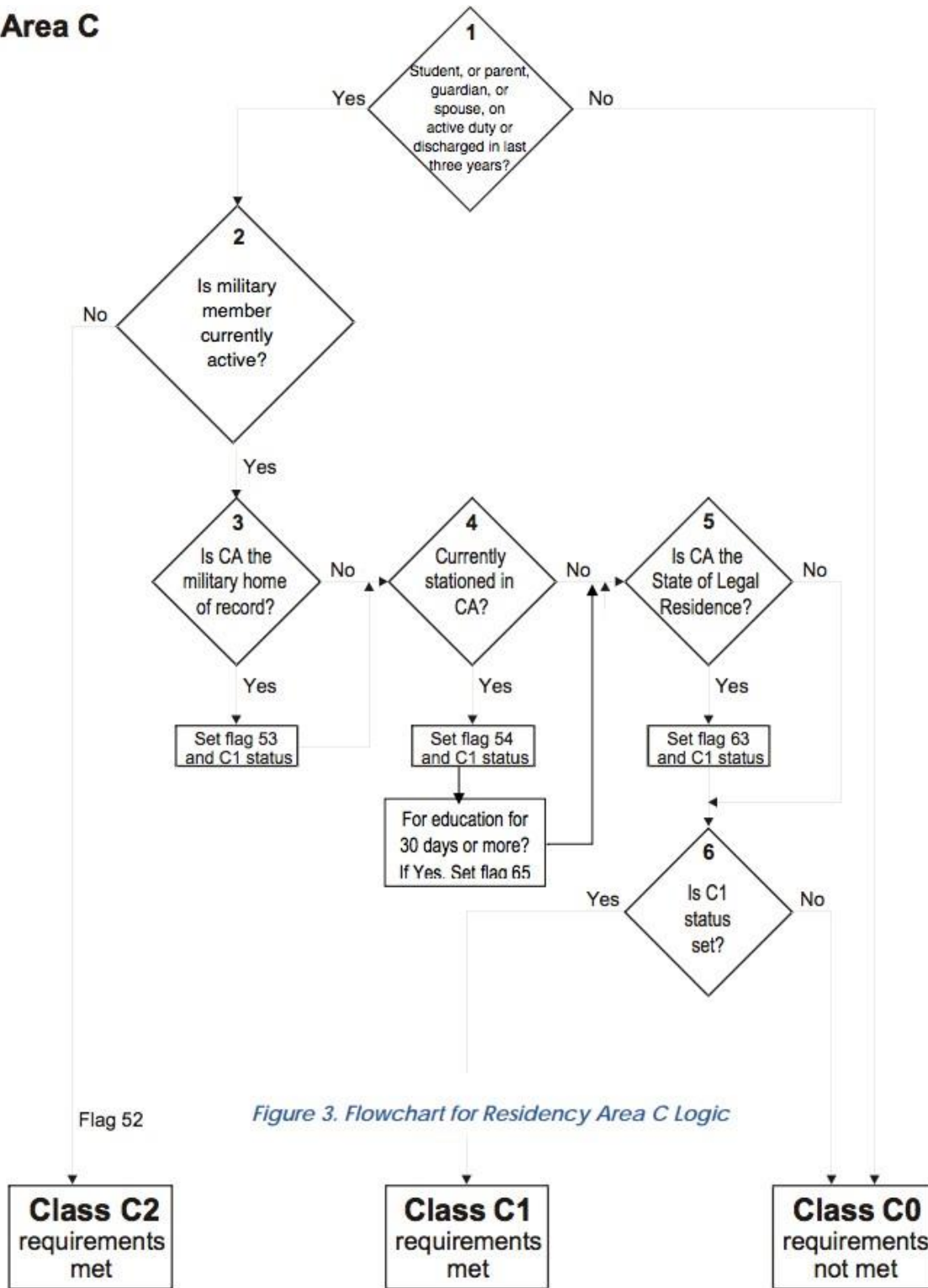


Figure 3. Flowchart for Residency Area C Logic

Figure 3. Flowchart for Residency Area C Logic

Area D Flowchart

Area D

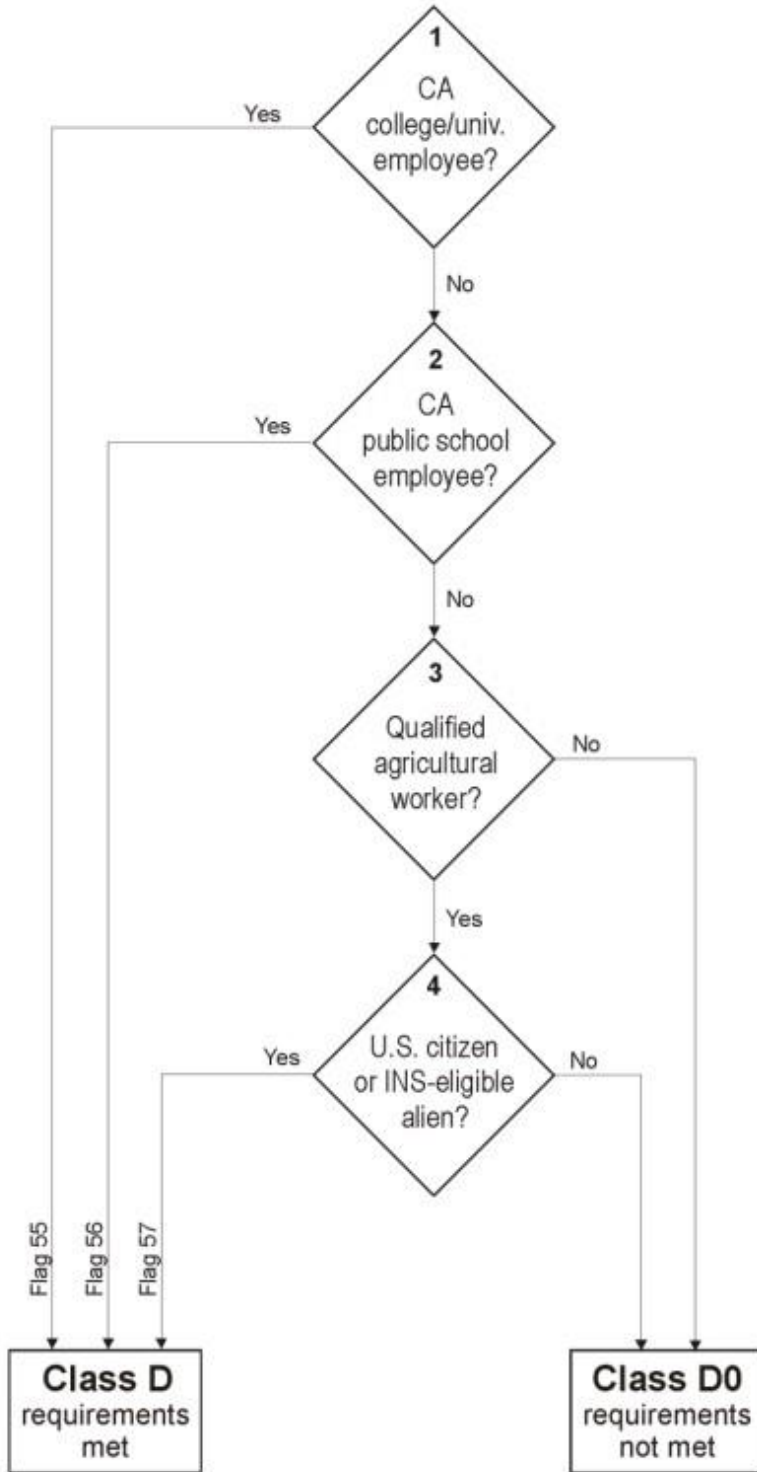


Figure 4. Flowchart for Residency Area D Logic

Residency Status Calculation

Preliminary Residency Status Determination

The residency determination algorithm looks at each area of qualification to determine whether the student meets the residency classification criteria for the purposes of assessing tuition. This preliminary Residency Status calculation is stored in data element 'residency: res_status' as either 1, 2, or 3. Figure 5 shows the preliminary residency determination logic.

Residency Status 1 (Resident): An applicant considered eligible for California residency classification without further proof. The applicant must have the following Area calculations:

- A1 and B1

Residency Status 2 (Possible Resident) # Documentation Required: Any applicant considered eligible for California residency classification provided they can show proof. The applicant must have one of the following Area calculations:

- A1 and B2
- A2 and (B1 or B2)
- C1
- C2 and (B1 or B2)
- D1

Residency Status 3 (Non-Resident): An applicant failing to meet any of the above criteria.

Residency Status N (Non-Credit/Exempt): An applicant applied using the Non-Credit Application URL; exempt from residency status determination (Default setting; was not included in the Submission Calculation Service.)

Residency Status Change Information

The Residency Algorithm also compares the Residency Status for the current application with the Residency Status determination for the immediately previous application by the same applicant (i.e., user account). If there has been a residency status change, it sets a Residency Status Change flag (data element 'residency: res_status_change') and also stores the date of the different residency status determination (data element 'residency: res_prev_date').

The residency status change information needs to persist in all applications for a particular account until there is another residency status change. Therefore, the 'res_status_change' and 'res_prev_date' values will default to the values in the most recent application submitted by the account, and will be overwritten only if the Residency Status for the current application is different than the Residency Status determination for the immediately previous application.

Preliminary Residency Status Determination Flowchart

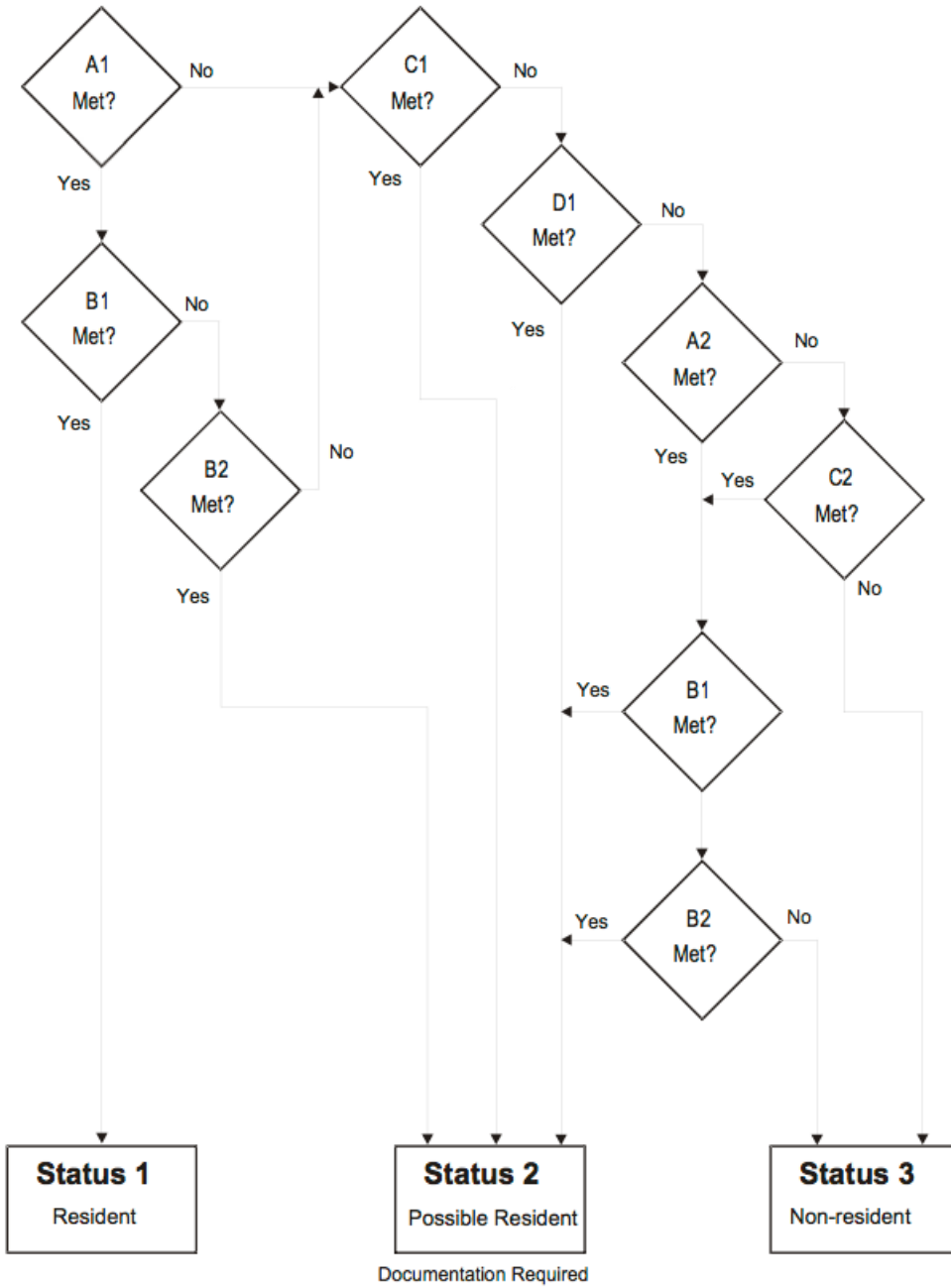


Figure 5. Preliminary Residency Determination Flowchart

Table F: Visa Types

Database Value	Visa Type Menu Listing	Residency?	Visa and Description
A1	A-1	YES	A-1 Ambassador, Public Minister, Career Diplomat, Consular Officer, Head of State, and immediate family members
A2	A-2	YES	A-2 Other foreign government officials or employees coming to the United States and immediate family members. Includes technical and support staff of A-1
A3	A-3	YES	A-3 Attendants, Servants and Personal employees of A-1 and A-2 and immediate family members
B1	B-1	no	B-1 Temporary visitor for business
B2	B-2	no	B-2 Temporary visitor for pleasure
BCC	BCC	no	BCC Border Crossing Card: Mexico
BE	BE	no	BE Bering Straits agreement entrants
C1	C-1	no	C-1 Alien in transit (direct and continuous travel through the United States)
C1D	C-1D	no	C-1D Combined transit and crewman visa
C2	C-2	no	C-2 Alien in transit to the U.N. headquarters
C3	C-3	no	C-3 Foreign government official, members of immediate family, attendants, servants or other personal employee of official in transit through the United States
C4	C-4	no	C-4 Transit without Visa, see TWOV
D1	D-1	no	D-1 Crewmen departing on same vessel of arrival, crewmen departing on same aircraft or same airline
D2	D-2	no	D-2 Crewmen departing on vessel other than one of arrival. Airmen departing on different airline than one of arrival
E1	E-1	YES	E-1 Treaty trader, spouse, and children
E2	E-2	YES	E-2 Treaty investor, spouse, and children coming to develop and direct a bona fide enterprise in which he/she has invested a substantial amount of capital
E3	E-3	YES	E-3 Australian nationals working in specialty occupations
E3D	E-3D	YES	E-3D Spouse or child of E-3
E3R	E-3R	YES	E-3R Returning E-3

F1	F-1 (Student Visa)	no	F-1 Academic student
F2	F-2	no	F-2 Spouse or child of student
F3	F-3	no	F-3 Canadian and Mexican Academic Students who commute across the US land border to school.
G1	G-1	YES	G-1 Principal resident representative of recognized foreign member government to international organization, staff, and immediate family members
G2	G-2	YES	G-2 Other temporary representative of recognized foreign member government to international organization and immediate family members
G3	G-3	YES	G-3 Representative of non-recognized or nonmember foreign government to international organization and immediate family members
G4	G-4	YES	G-4 International organization officer or employee and immediate family members
G5	G-5	YES	G-5 Attendant, servant, or personal employee of G-1 through G-4 and immediate family members
GB	GB	NO	GB Temporary visitor for business, Guam
GT	GT	NO	GT Temporary visitor for pleasure, Guam
H1	H-1	NO	H-1 Temporary worker of distinguished merit and ability (Note: This VISA type no longer exists. Per CCCCCO, leave in list for historical reasons; eligibility: NO.)
H1A	H-1A	NO	H-1A Temporary worker performing services as a registered nurse (Note: This VISA type no longer exists. Per CCCCCO, leave in list for historical reasons; eligibility: NO.)
H1B	H-1B	YES	H-1B Specialty occupation (professionals), DOD workers, fashion models
H1B1	H-1B1	NO	H-1B1 Specialty occupation, entering under free trade agreements with Chile and Singapore
H1C	H-1C	NO	H-1C Nurses going to work for up to 3 years in health professional shortage areas (Note: This VISA type no longer exists. Per CCCCCO, leave in list for historical reasons; eligibility: NO.)
H2A	H-2A	no	H-2A Temporary or seasonal agriculture workers
H2B	H-2B	no	H-2B Non-agricultural temporary or seasonal workers
H2R	H-2R	no	H-2R Returning H-2B worker

H3	H-3	no	H-3 Trainee or participant in special education exchange visitor program
H4	H-4	YES	H-4 Spouse or child of H-1, H-2, H-3 (parent/spouse visa type determines whether holder may or may not establish residency) Yes if parent or spouse has a H1A, H1B or H1C. Valid dates required for H4 only.
I	I	YES	I Representative of foreign information media, spouse, and children
J1	J-1	no	J-1 Exchange visitor
J2	J-2	no	J-2 Spouse or minor child of exchange visitor
K1	K-1	YES	K-1 Fiancé or fiancée of U.S. Citizen
K2	K-2	YES	K-2 Minor child of K-1
K3	K-3	YES	K-3 Spouse of U.S. Citizen (under LIFE Act provisions)
K4	K-4	YES	K-4 Child of K-3
L1A	L-1A	YES	L-1A Intra company transferee (executive, managerial and specialized personnel) entering to continue employment with the same employer or a subsidiary or affiliate thereof
L1B	L-1B	YES	L-1B Executive, manager or has specialized skill of international firm
L2	L-2	YES	L-2 Spouse or child of L-1
M1	M-1	no	M-1 Vocational or non-academic student
M2	M-2	no	M-2 Spouse or child of M-2
M3	M-3	no	M-3 Border commuter student
N8	N-8	YES	N-8 Parent of alien classified SK-3 "special immigrant"
N9	N-9	YES	N-9 Child of N-8, SK-1, SK-2, or SK-4 "special immigrant"
NATO1	NATO-1	YES	NATO-1 Principal permanent representative of member state to NATO and resident members of official staff or immediate family
NATO2	NATO-2	YES	NATO-2 Other representatives of member state; dependents of member of a force entering in accordance with the provisions of NATO Status-of-Forces agreement; members of such force if issued visas
NATO3	NATO-3	YES	NATO-3 Official clerical staff accompanying representative of member state to NATO or immediate family
NATO4	NATO-4	YES	NATO-4 Official of NATO other than those qualified under NATO-4, employed on behalf of NATO and immediate family

NATO5	NATO-5	YES	NATO-5 Expert other than NATO officials qualified under NATO-4, employed on behalf of NATO and immediate family
NATO6	NATO-6	YES	NATO-6 Member of civilian component who is either accompanying a Force entering in accordance with the provision of the NATO Status-of-Forces agreement; attached to an Allied headquarters under the protocol on the Status of International Military headquarters set up pursuant to the North Atlantic Treaty; and their dependents
NATO7	NATO-7	YES	NATO-7 Servant or personal employee of NATO-1 through NATO-6, or immediate family
O1	O-1	YES	O-1 Aliens of extraordinary ability
O2	O-2	no	O-2 Accompanying alien who is coming solely to assist in the artistic or athletic performance by an O-1
O3	O-3	YES	O-3 Spouse and/or child of O-1 only (Type O-2_is not eligible. Yes if parent or spouse has an O-1 only. Valid dates for O-3 required.
P1	P-1	no	P-1 Internationally recognized professional artists, athletes, entertainers, and “essential support personnel”
P2	P-2	no	P-2 Artist or entertainer in reciprocal exchange programs
Database Value	Visa Type Menu Listing	Residency?	Visa and Description
P3	P-3	no	P-3 Artists and entertainers coming to perform, teach, or coach a culturally unique program.
P4	P-4	no	P-4 Spouses and/or children of P-1, P-2, P-3
Q1	Q-1	no	Q-1 International cultural exchange visitor
Q2	Q-2	no	Q-2 Irish Peace Process cultural and training program (Walsh Visas)
Q3	Q-3	no	Q-3 Spouse or child of Q-2
R1	R-1	YES	R-1 Religious workers
R2	R-2	YES	R-2 Spouse or child of R-1
S5	S-5	no	S-5 Alien witness or informant possessing critical, reliable information concerning a criminal organization or enterprise whose presence in the United States is required for the successful investigation or prosecution of the criminal organization

S6	S-6	no	S-6 Alien witness or informant possessing critical reliable information about terrorist organization, enterprise, or operation, who will be placed in danger as a result of supplying that information; and is eligible to receive a reward under separate U.S. State Department legislation
S7	S-7	no	S-7 Spouse, unmarried sons and daughters, and parents of witness or informant
T1	T-1	YES	T-1 Victim of a severe form of trafficking in persons (eligible for benefits of AB540)
T2	T-2	YES	T-2 Spouse of a victim of a severe form of trafficking in persons (eligible for benefits of AB540)
T3	T-3	YES	T-3 Child of victim of a severe form of trafficking in persons (eligible for benefits of AB540)
T4	T-4	YES	T-4 Parent of a victim of a severe form of trafficking in persons (if T-1 victim is under21) (eligible for benefits of AB540)
T5	T-5	YES	T-5 Sibling under 18 years of age of T-1 under 21 years of age (eligible for benefits of AB540)
TN1	TN1	no	TN1 Canadian professionals under NAFTA
TN2	TN2	no	TN2 Mexican professionals under NAFTA
TD	TD	no	TD Spouse or child of TN
TPS	TPS	YES	TPS Temporary Protected Status
TWOV	TWOV	no	TWOV Transit without a Visa
U1	U-1	YES	U-1 Victim of certain criminal activity (eligible for benefits of AB540)
U2	U-2	YES	U-2 Spouse of U- (eligible for benefits of AB540)
U3	U-3	YES	U-3 Child of U- (eligible for benefits of AB540)
Database Value	Visa Type Menu Listing	Residency?	Visa and Description
U4	U-4	YES	U-4 Parent of U-1, if U-1 is under 21 (eligible for benefits of AB540)
U5	U-5	YES	U-5 Unmarried sibling of U-1 under 18 (eligible for benefits of AB540)
V1	V-1	YES	V-1 Spouse of an LPR who is the principal beneficiary of a family based petition which was filed prior to December 21, 2000, and has been pending for at least 3 years

V2	V-2	YES	V-2 Child of an LPR who is the principal beneficiary of a family-based visa petition that was filed prior to December 21, 2000, and has been pending for at least 3 years
V3	V-3	YES	V-3 The derivative child of a V-1 or V-2
WB	WB	no	WB Temporary visitor for business, visa waiver
WT	WT	no	WT Temporary visitor for pleasure, visa waiver
OTHR	Other	NO	Depending on the specific other visa type, visa holder may or may not be allowed to establish residency. Requires documentation (proof beyond self-reported data).

Review Application & Submission Time Error Messaging

When an applicant reviews their application responses using the *Review Application* feature on the Submission page, if they navigate to a previous tab and change a required response so that it is invalid or had no response, a yellow-shaded semi-circle on the tab displays to indicate that is not complete once the applicant returns to the *Submission* tab.

Review Application
[Save as PDF](#)

Please confirm your application is complete and accurate at the bottom of this page.
 Note: All tabs must be checked complete before you can confirm.

Enrollment Information

Term	Summer 2016 - CCCTC College B
Major/Program area of study	BS Computer Science
Educational Goal	Transfer to a 4-year institution without an associate degree

Account/Mailing Address

OpenCCC Account

Name	Ethel Ealanor
Permanent Address	11 Biscuit Lane Hemel Hempstead, Hertfordshire Great Britain
Previous Name	Eidelweiss
Main Phone	415-555-1111 Ext: 1234
Second Phone	415-555-2222 Ext: 4321
Email	p@ccctechcenter.org
Social Security Number	Not Provided

Once the response is corrected, the yellow-shaded semi-circle icon changes to display as a green check mark when the applicant returns to the *Review Application* section. The application submission button also displays at the bottom of the screen.

Review Application
[Save as PDF](#)

Please confirm your application is complete and accurate at the bottom of this page.
 Note: All tabs must be checked complete before you can confirm.

Enrollment Information

Term	Summer 2016 - CCCTC College B
Major/Program area of study	BS Computer Science
Educational Goal	Transfer to a 4-year institution without an associate degree

Account/Mailing Address

OpenCCC Account

Name	Ethel Ealanor
Permanent Address	11 Biscuit Lane Hemel Hempstead, Hertfordshire Great Britain
Previous Name	Eidelweiss
Main Phone	415-555-1111 Ext: 1234

Consent

Yes

I authorize the Chancellor's Office, California Community Colleges, and the community personal information contained in my education records, including my Social Security N. described in the Full Statement of Consent.

I have reviewed this application and confirm it is complete and accurate.

Note: The application may sometimes respond to a corrected response with an *Error* message directing the applicant to return to the *My Applications* page and try again. In this case, once the applicant returns to their application, they will need to navigate directly to the tab where they entered the invalid value, click *Continue*, and then proceed to the *Submission* page.

Error
 The application encountered an unexpected error. You can return to [My Applications](#) and try again. If the problem persists, please contact support at 877-247-4836 or support@openccc.net

[Return To My Applications](#)

When an applicant changes required field responses after reaching the *Submission* tab, similar error checking as described above occurs, with these notable exceptions:

- Changing any other required field in the application to have no response results in one of these two error messages:

Submission

Submitting Your Application

You are about to submit your application to CCCTC College A. NO CHANGES can be made to your application.

California state law* allows you to submit your application online. You must provide the necessary verification for electronic submission. See the CCCApply Privacy Policy.

* Section 54300 of subchapter 4.5 of chapter 5 of the Education Code.

By Checking here, I, Ethel Ealanor Egghead, certify that:

- All of the information in this application pertains to me.
- Under penalty of perjury, the statements and information submitted in this online admission application are true and correct.
- I understand that falsification, withholding pertinent data, or failure to report changes in residence information may result in denial of admission and/or revocation of admission.

We found some problems with the information you submitted:

- You must specify your High School Completion Date. If unsure of the exact day, please estimate.

[OK](#)

OR

Error
 The application encountered an unexpected error. You can return to [My Applications](#) and try again. If the problem persists, please contact support at 877-247-4836 or support@openccc.net

[Return To My Applications](#)

- In either case, following the error message instructions and correcting the blank or incorrect field value will allow the applicant to move forward and submit their application.

Appendix B: Financial Aid Algorithm

CCCApply facilitates early awareness of financial assistance in two directions. The application process asks questions about the Needs & Interests of the applicant to alert them to the possibility of financial assistance, and offer links to the online Promise Grant (BOG Fee Waiver) application and FAFSA federal aid application form. Based on responses to the Needs & Interests questions, CCCApply can send notification to financial aid departments at the same time as the application is downloaded by the college so that financial aid departments can begin their processes of contacting and assisting the applicants.

The process of identifying the student and the information required in the notification to the financial aid departments are outlined below.

AB540 Notification to Students


If the AB540 Eligibility flag is “Yes”, then the following links are automatically generated on the Special Links and Opportunities page:

You may be eligible for a special tuition waiver.

For more information see the Explanation of AB540 Tuition Exemption Para informacion en Español, lea AB540 Tuition Exemption en Español

Print and mail the AB540 Tuition Exemption Request Form:

- PDF version of the AB540 Tuition Exemption Request Form
- HTML version of the AB540 Tuition Exemption Request Form

 Note: All documents must be ADA-compliant. The High Technology Center concludes that PDF is not yet generally acceptable, so HTML is the better choice of format for compliance. The forms will be available in both HTML and PDF).

Financial Aid Referral Flag: Identifying Students for Financial Assistance

If a student answers “yes” to any of the following questions from the Needs & Interests section of the application, the Financial Aid Referral Flag (fin_aid_ref) will be set:

- Financial help to attend college
- Receiving TANF, SSI, or General Assistance
- CalWorks
- EOPS - Extended Opportunity Programs and Services
- Scholarship information
- Veteran’s services

Appendix C: AB540 Waiver Algorithm

After the Preliminary Residency Determination is set, the AB540 Eligibility Flag is set according to the following logic:

1. The response to both of the following questions on the Education Page is “Yes”:
 - “I have graduated from a California high school or have attained the equivalent thereof, such as a High School Equivalency Certificate, issued by the California State GED Office or a Certificate of Proficiency, resulting from the California High School Proficiency Examination.”
 - “I have attended high school in California for three or more years.”
2. AND the Preliminary Residency Determination is NOT “1 (Resident)”
3. AND the “Visa Type is null” OR “Visa Type is T1, T2, T3, T4, T5, U1, U2, U3, U4, U5”.
4. THEN the AB540 Eligibility flag is “Yes”; otherwise it is “No”.

All data items referred to above, as well as the eligibility flag, are available in the standard download file for all colleges.

Non-Immigrant Visa Types (Table No Longer Used)

Education Code section 68130.5 excludes “a nonimmigrant alien within the meaning of paragraph (15) of subsection (a) of Section 1101 of Title 8 of the United States Code.” 8 U.S.C. §1101(a)(15) defines an “immigrant” as every alien except non-immigrant aliens holding the visas identified in the table below. Therefore, per part C in the AB540 algorithm described above, holders of visa types listed in Table G are not eligible for AB540.

Table G. Non-Immigrant Visa Types

Visa Class	Non-Immigrant Visa Types
A	Diplomatic and other foreign governmental officials, and their families and employees: A1, A2, A3.
B	Temporary visitors for business and pleasure: B1 and B2.
C	Alien in transit through the U.S.: C1, C1D, and C2. [Although C-3 and C-4 visas are also issued, they are not issued under section 1101(b)(15) which is referenced in EC 68130.5.]
D	Crewmen: D1 and D2.
E	International Traders and Investors: E1, E2.
F	Academic students and their families: F1, F2.

G	Representatives to international organizations and their families and employees: G1, G2, G3, G4, G5.
H	Temporary workers: H1B, H1C, H2A, H2B, H3, H4.
I	Representatives of foreign media and their families: I.
J	Exchange visitors and their families: J1, J2.
K	Fiancé (e) or spouse of a U.S. citizen or dependent of a fiancé (e) or spouse: K1, K2, K3, K4.
L	Intercompany transferees: L1A, L1B, L2.
M	Vocational and language students and their families: M1, M2.
N	Parents and children of the people who have been granted special immigrant status because their parents were employed by an international organization in the United States: N8, N9.
O	Aliens of extraordinary ability: O1, O2, O3.
P	Entertainers and athletes: P1, P2, P3, P4.
Q	Participants in international cultural exchange programs: Q1, Q2, Q3.
R	Religious workers: R1, R2.
S	Informants or witnesses (and accompanying family) on terrorism or organized crime: S5 and S6.
T	Victims of severe form of trafficking in persons: T1, T2, T3, T4. - Removed 12/5/14
U	Crime victims: U1, U2, U3, U4.12/5/14. - Removed 12/5/14
V	Second preference beneficiaries: V1, V2, V3.

Appendix D: Ineligibility Flag and Highest Education Level

This section provides information on the ineligibility flag and highest education level algorithms.

Ineligibility Flag

The ineligibility flag (residency:adm_ineligible) is set based on the following:

Set flag to 1 (**ineligible for admission**) and set integrity flag 49 on if all of these conditions are true:

1. Applicant will be under 18 on <RDD>
2. hs_edu_level = 0 (Not a graduate of, and no longer enrolled in high school).
3. Enrollment status is NOT “Enrolled in college and K-12 at the same time”.

Set flag to 2 (**eligible with documentation**) and set integrity flag 47 on if all of these conditions are true:

1. Applicant will be under 18 on <RDD>.
2. hs_edu_level indicates high school graduation or equivalent (3 - Received high school diploma; 4 - Passed the GED, or received a High School Certificate of Equivalency; 5 - Received a certificate California High School Proficiency; or 6 - Foreign secondary school diploma/certificate of graduation).

Set flag to 1 (**ineligible for admission**) and set integrity flag 48 on if all of these conditions are true:

1. Applicant has a B-1 or B-2 Visa type.

Otherwise, set the flag to 0 (**eligible for admission**).

Highest Education Level

Set the highest_edu_level as follows:

If higher_edu_level = 7 or = 8, then set the first character = higher_edu_level

else set the first character = hs_edu_level.

If higher_edu_level = 7 or = 8, then set the final four characters = yyyy from higher_comp_date

else set the final four characters = yyyy from hs_comp_date (0000 if null).

This element is in the education table: highest_edu_level, but it needs to be 5 char, not 1.



Note: Correlates to MIS SB11.

Appendix E: Table of Downloadable Fields

The following table identifies the CCCApply downloadable columns/fields.

Data Element (column)	Data Type	Length	Null	Download -able?	RC	Rules?	Notes
academic_counseling	boolean			Yes	Yes	Yes	
ack_fin_aid	boolean			Yes	Yes	Yes	
address_same	boolean			Yes	Yes	Yes	
address_validation	character	1		Yes	No	No	
adm_ineligible	smallint			Yes	Yes	Yes	
alien_reg_expire_date	date			Yes	Yes	Yes	Also used for VISA expire date
alien_reg_issue_date	date			Yes	Yes	Yes	Also used for VISA issue date
alien_reg_no_expire	boolean			Yes	Yes	Yes	Also used for VISA no expire date
alien_reg_number	character varying	20		Yes	Yes	Yes	
app_id	bigint		NOT NULL	Yes	Yes	No	
app_lang	character	2		Yes	Yes	Yes	
athletic_intercollegiate	boolean			Yes	Yes	Yes	
athletic_intramural	boolean			Yes	Yes	Yes	
athletic_not_interested	boolean			Yes	Yes	Yes	

basic_skills	boolean			Yes	Yes	Yes	
birthdate	date			Yes	Yes	Yes	from OpenCCC Account
ca_college_employee	boolean			Yes	Yes	Yes	
ca_date_current	date			Yes	Yes	Yes	
ca_foster_youth	boolean			Yes	Yes	Yes	
ca_not_arrived	boolean			Yes	Yes	Yes	
ca_outside_college	boolean			Yes	Yes	Yes	
ca_outside_college_year	date			Yes	Yes	Yes	
ca_outside_lawsuit	boolean			Yes	Yes	Yes	
ca_outside_lawsuit_year	date			Yes	Yes	Yes	
ca_outside_tax	boolean			Yes	Yes	Yes	
ca_outside_tax_year	date			Yes	Yes	Yes	
ca_outside_voted	boolean			Yes	Yes	Yes	
ca_outside_voted_year	date			Yes	Yes	Yes	
ca_res_2_years	boolean			Yes	Yes	Yes	
ca_school_employee	boolean			Yes	Yes	Yes	
ca_seasonal_ag	boolean			Yes	Yes	Yes	
cahs_3year	boolean			Yes	Yes	Yes	
cahs_graduated	boolean			Yes	Yes	Yes	
calworks	boolean			Yes	Yes	Yes	

campaign1	character varying	255		Yes	Yes	No	
campaign2	character varying	255		Yes	Yes	No	
campaign3	character varying	255		Yes	Yes	No	
cap_major_id	bigint			No	No	No	System-generated
cap_term_id	bigint			No	No	No	System-generated
career_planning	boolean			Yes	Yes	Yes	
ccc_id	character varying	8	NOT NULL	Yes	Yes	Yes	from OpenCCC Account
child_care	boolean			Yes	Yes	Yes	
cip_code	character	6		Yes	No	No	Admin 2.0 v.6.2.0
citizenship_status	character	1	NOT NULL	Yes	Yes	Yes	
city	character varying	50		Yes	Yes	Yes	
coenroll_confirm	boolean			Yes	Yes	Yes	
col1_cds_full	Character varying	14		Yes	Yes	Yes	3.31.17
col2_cds_full	Character varying	14		Yes	Yes	Yes	3.31.17
col3_cds_full	Character varying	14		Yes	Yes	Yes	3.31.17
col4_cds_full	Character varying	14		Yes	Yes	Yes	3.31.17
col1_cds	character	6		Yes	Yes	Yes	
col1_ceeb	character	7		Yes	Yes	Yes	

col1_city	character varying	20		Yes	Yes	Yes	
col1_country	character	2		Yes	Yes	Yes	
col1_degree_date	date			Yes	Yes	Yes	
col1_degree_obtained	character	1		Yes	Yes	Yes	
col1_end_date	date			Yes	Yes	Yes	
col1_expelled_status	boolean			Yes	No	No	
col1_name	character varying	30		Yes	Yes	Yes	
col1_not_listed	boolean			Yes	Yes	Yes	
col1_start_date	date			Yes	Yes	Yes	
col1_state	character varying	30		Yes	Yes	Yes	
col2_cds	character	6		Yes	Yes	Yes	
col2_ceeb	character	7		Yes	Yes	Yes	
col2_city	character varying	20		Yes	Yes	Yes	
col2_country	character	2		Yes	Yes	Yes	
col2_degree_date	date			Yes	Yes	Yes	
col2_degree_obtained	character	1		Yes	Yes	Yes	
col2_end_date	date			Yes	Yes	Yes	
col2_expelled_status	boolean			Yes	No	No	
col2_name	character varying	30		Yes	Yes	Yes	

col2_not_listed	boolean			Yes	Yes	Yes	
col2_start_date	date			Yes	Yes	Yes	
col2_state	character varying	30		Yes	Yes	Yes	
col3_cds	character	6		Yes	Yes	Yes	
col3_ceed	character	7		Yes	Yes	Yes	
col3_city	character varying	20		Yes	Yes	Yes	
col3_country	character	2		Yes	Yes	Yes	
col3_degree_date	date			Yes	Yes	Yes	
col3_degree_obtained	character	1		Yes	Yes	Yes	
col3_end_date	date			Yes	Yes	Yes	
col3_expelled_status	boolean			Yes	No	No	
col3_name	character varying	30		Yes	Yes	Yes	
col3_not_listed	boolean			Yes	Yes	Yes	
col3_start_date	date			Yes	Yes	Yes	
col3_state	character varying	30		Yes	Yes	Yes	
col4_cds	character	6		Yes	Yes	Yes	
col4_ceed	character	7		Yes	Yes	Yes	
col4_city	character varying	20		Yes	Yes	Yes	
col4_country	character	2		Yes	Yes	Yes	

col4_degree_date	date			Yes	Yes	Yes	
col4_degree_obtained	character	1		Yes	Yes	Yes	
col4_end_date	date			Yes	Yes	Yes	
col4_expelled_status	boolean			Yes	No	No	
col4_name	character varying	30		Yes	Yes	Yes	
col4_not_listed	boolean			Yes	Yes	Yes	
col4_start_date	date			Yes	Yes	Yes	
col4_state	character varying	30		Yes	Yes	Yes	
college_count	smallint			Yes	Yes	Yes	
college_expelled_summary	boolean			Yes	No	No	
college_id	character	3		Yes	Yes	Yes	
college_name	character varying	50		Yes	Yes	Yes	
comfortable_english	boolean			Yes	Yes	Yes	
comments	text			Yes	Yes	Yes	
confirmation	character varying	30		Yes	Yes	Yes	
consent_indicator	boolean			Yes	Yes	Yes	
counseling_personal	boolean			Yes	Yes	Yes	
country	character	2		Yes	Yes	Yes	
cryptokeyid	integer			No	No	No	System use only
dependent_status	character	1		Yes	No	Yes	

discharge_type	character varying	1		Yes	No	No	
district_name	character varying	50		Yes	Yes	Yes	
dsps	boolean			Yes	Yes	Yes	
edu_goal	character	1		Yes	Yes	Yes	
elig_ab540	boolean			Yes	Yes	Yes	
email	character varying	254		Yes	Yes	Yes	from OpenCCC Account
employment_assistance	boolean			Yes	Yes	Yes	
enroll_status	character	1		Yes	Yes	Yes	
eops	boolean			Yes	Yes	Yes	
esignature	boolean			Yes	Yes	Yes	
esl	boolean			Yes	Yes	Yes	
experience	integer			Yes	Yes	Yes	
fin_aid_ref	boolean			Yes	Yes	Yes	
financial_assistance	boolean			Yes	Yes	Yes	
firstname	character varying	50		Yes	Yes	Yes	from OpenCCC Account
foster_youth_mis	boolean			Yes	Yes	Yes	
foster_youth_preference	boolean			Yes	Yes	No	
foster_youth_priority	boolean			Yes	Yes	Yes	
foster_youth_status	character	1		Yes	Yes	Yes	

foster_youths	boolean			No longer used	No longer used	No longer used	No longer used in db
fraud_score	double precision			No	No	No	Added to Apply Only 6.2.0
fraud_status	integer			No	No	No	Added to Apply Only 6.2.0
gender	character	1		Yes	Yes	Yes	
health_services	boolean			Yes	Yes	Yes	
higher_comp_date	date			Yes	Yes	Yes	
higher_edu_level	character	1		Yes	Yes	Yes	
highest_edu_level	character	5		Yes	Yes	Yes	
hispanic	boolean			Yes	Yes	Yes	
home_schooled	boolean			Yes	Yes	Yes	
homeless_youth	Boolean			Yes	Yes	Yes	3.31.17
housing_info	boolean			Yes	Yes	Yes	
hs_attendance	smallint			Yes	Yes	Yes	
hs_cds	character	6		Yes	Yes	Yes	
hs_cds_full	Character varying	14		Yes	Yes	Yes	3.31.17
hs_ceeb	character	7		Yes	Yes	Yes	
hs_city	character varying	20		Yes	Yes	Yes	
hs_comp_date	date			Yes	Yes	Yes	
hs_country	character	2		Yes	Yes	Yes	

hs_edu_level	character	1		Yes	Yes	Yes	
hs_name	character varying	30		Yes	Yes	Yes	
hs_not_attended	boolean			Yes	Yes	Yes	
hs_not_listed	boolean			Yes	Yes	Yes	
hs_state	character	2		Yes	Yes	Yes	
integrity_fg_01	boolean			Yes	Yes	Yes	
integrity_fg_02	boolean			Yes	Yes	Yes	
integrity_fg_03	boolean			Yes	Yes	Yes	
integrity_fg_04	boolean			Yes	Yes	Yes	
integrity_fg_11	boolean			Yes	Yes	Yes	
integrity_fg_30	Boolean			Yes	Yes	Yes	
Integrity_fg_40	boolean			Yes	Yes	Yes	2017 Annual Update 2017-12 (AB801)
Integrity_fg_41	boolean						
integrity_fg_47	boolean			Yes	Yes	Yes	
integrity_fg_48	boolean			Yes	Yes	Yes	
integrity_fg_49	boolean			Yes	Yes	Yes	
integrity_fg_50	boolean			Yes	Yes	Yes	
integrity_fg_51	boolean			Yes	Yes	Yes	
integrity_fg_52	boolean			Yes	Yes	Yes	
integrity_fg_53	boolean			Yes	Yes	Yes	

integrity_fg_54	boolean			Yes	Yes	Yes	
integrity_fg_55	boolean			Yes	Yes	Yes	
integrity_fg_56	boolean			Yes	Yes	Yes	
integrity_fg_57	boolean			Yes	Yes	Yes	
integrity_fg_58	boolean			Yes	Yes	Yes	
integrity_fg_59	boolean			Yes	Yes	Yes	
integrity_fg_60	boolean			Yes	Yes	Yes	
integrity_fg_61	boolean			Yes	Yes	Yes	
integrity_fg_62	boolean			Yes	Yes	Yes	
integrity_fg_63	boolean			Yes	Yes	Yes	
integrity_fg_64	boolean			Yes	No	No	
integrity_fg_65	boolean			Yes	Yes	Yes	
integrity_fg_70	boolean			Yes	Yes	Yes	
integrity_fg_71	boolean			Yes	No	Yes	
integrity_fg_80	boolean			Yes	Yes	Yes	
Integrity_fg_81	Boolean			Yes	Yes	Yes	
integrity_flags	character varying	255		Yes	No	No	
intended_major	character varying	30		Yes	No	Yes	
lastname	character varying	50		Yes	Yes	Yes	from OpenCCC Account

ip_address	character varying	15		Yes	Yes	No	
last_page	character varying	25		Yes	No	No	
mainphone_auth_text	boolean			Yes	Yes	Yes	from OpenCCC Account
mainphone_ext	character varying	4		Yes	Yes	Yes	from OpenCCC Account
mainphone	character varying	14		Yes	Yes	Yes	from OpenCCC Account
mainphoneintl	character varying	25		Yes	No	No	
major_category	character varying	100		Yes	No	No	Admin 2.0 v.6.2.0
major_code	character varying	30		Yes	Yes	Yes	
major_description	character varying	100		Yes	Yes	Yes	Extended to 100 9.29.16
major_id	bigint			No	No	No	System-generated
middlename	character varying	50		Yes	Yes	Yes	from OpenCCC Account
military_ca_stationed	boolean			Yes	Yes	Yes	
military_discharge_date	date			Yes	Yes	Yes	
military_home_country	character	2		Yes	Yes	Yes	
military_home_state	character	2		Yes	Yes	Yes	
military_legal_residence	character	2		Yes	Yes	Yes	

military_stationed_ca_ed	boolean			Yes	Yes	Yes	
military_stationed_ca_ed_end	date						Removed from DB 6.2.0
military_stationed_ca_ed_start	date						Removed from DB 6.2.0
military_status	character	1	No	Yes	Yes	Yes	
no_documents	boolean			Yes	Yes	Yes	Used for VISA
no_mailing_address_homeless	Boolean			Yes	Yes	Yes	3.31.17
no_perm_address_homeless	Boolean			Yes	Yes	Yes	3.31.17
non_credit	Boolean		No	Yes	Yes	Yes	3.15.19
non_us_address	boolean			Yes	Yes	Yes	
nonusaprovince	character varying	30		Yes	Yes	Yes	
online_classes	boolean			Yes	Yes	Yes	
orientation	bytea			No	No	No	Researchers can access through Data Warehouse
otherfirstname	character varying	50		Yes	Yes	Yes	from OpenCCC Account
otherlastname	character varying	50		Yes	Yes	Yes	from OpenCCC Account
othermiddlename	character varying	50		Yes	Yes	Yes	from OpenCCC Account
perm_address_validation	character	1		Yes	No	No	
perm_city	character varying	50		Yes	Yes	Yes	from OpenCCC Account
perm_country	character	2		Yes	Yes	Yes	from OpenCCC Account

perm_nonusaprovince	character varying	30		Yes	Yes	Yes	from OpenCCC Account
perm_postalcode	character varying	20		Yes	Yes	Yes	from OpenCCC Account
perm_state	character	2		Yes	Yes	Yes	from OpenCCC Account
perm_streetaddress1	character varying	50		Yes	Yes	Yes	from OpenCCC Account
perm_streetaddress2	character varying	50		Yes	Yes	Yes	from OpenCCC Account
perm_zip4	character	4		Yes	No	Yes	from OpenCCC Account
pg_edu_mis	character	2		Yes	Yes	Yes	
pg_firstname	character varying	20		Yes	Yes	Yes	
pg_lastname	character varying	25		Yes	Yes	Yes	
pg_rel	character	1		Yes	Yes	Yes	
pg1_edu	character	1		Yes	Yes	Yes	
pg2_edu	character	1		Yes	Yes	Yes	
postalcode	character varying	20		Yes	Yes	Yes	from OpenCCC Account
preferred_firstname	character varying	50		Yes	No	Yes	from OpenCCC Account
preferred_lastname	character varying	50		Yes	No	Yes	from OpenCCC Account
preferred_middlename	character varying	50		Yes	No	Yes	from OpenCCC Account
preferred_name	boolean	1		Yes	No	Yes	from OpenCCC Account
race_ethnic	text			Yes	Yes	Yes	

race_ethnic_full	text	805		Yes	No	No	v.6.3.0 2018
race_group	text			Yes	Yes	Yes	
rdd	date			Yes	No	Yes	
recommend	integer			Yes	Yes	Yes	
reentry_program	boolean			Yes	Yes	Yes	
res_area_a	smallint			Yes	Yes	Yes	New value = 9 default if non_credit =True
res_area_b	smallint			Yes	Yes	Yes	New value = 9 default if non_credit =True
res_area_c	smallint			Yes	Yes	Yes	New value = 9 default if non_credit =True
res_area_d	smallint			Yes	Yes	Yes	New value = 9 default if non_credit =True
res_prev_date	date			Yes	Yes	Yes	
res_status	character	1		Yes	Yes	Yes	New value = N default if non_credit =True
res_status_change	boolean			Yes	Yes	Yes	
salt	text			No	No	No	System use only
scholarship_info	boolean			Yes	Yes	Yes	
secondphone_auth_text	boolean			Yes	Yes	Yes	from OpenCCC Account
secondphone_ext	character varying	4		Yes	Yes	Yes	from OpenCCC Account

secondphone	character varying	14		Yes	Yes	Yes	from OpenCCC Account
secondphoneintl	character varying	25		Yes	No	No	
orientation	bytea			No	No	No	Researchers can access through Data Warehouse
signature	text			Yes	No	No	
ssn_display	character varying	11		Yes	Yes	Yes	
ssn_exception	boolean			Yes	No	Yes	3/31/16 from OpenCCC Account
ssn_no	character			Yes	Yes	Yes	Added 9.30.16
ssn_type	character	1		Yes	No	Yes	from OpenCCC Account
ssn	text			Yes	Yes	No	from OpenCCC Account
state	character	2		Yes	Yes	Yes	
status	character	1		Yes	Yes	Yes	Download status
streetaddress1	character varying	50		Yes	Yes	Yes	
streetaddress2	character varying	50		Yes	Yes	Yes	
student_government	boolean			Yes	Yes	Yes	
suffix	character varying	3		Yes	Yes	Yes	from OpenCCC Account
sup_page_code	character varying	30		No	Yes- as content	Yes_id	
supp_check_01	boolean			Yes	Yes	Yes	
supp_check_02	boolean			Yes	Yes	Yes	

supp_check_03	boolean			Yes	Yes	Yes	
supp_check_04	boolean			Yes	Yes	Yes	
supp_check_05	boolean			Yes	Yes	Yes	
supp_check_06	boolean			Yes	Yes	Yes	
supp_check_07	boolean			Yes	Yes	Yes	
supp_check_08	boolean			Yes	Yes	Yes	
supp_check_09	boolean			Yes	Yes	Yes	
supp_check_10	boolean			Yes	Yes	Yes	
supp_check_11	boolean			Yes	Yes	Yes	
supp_check_12	boolean			Yes	Yes	Yes	
supp_check_13	boolean			Yes	Yes	Yes	
supp_check_14	boolean			Yes	Yes	Yes	
supp_check_15	boolean			Yes	Yes	Yes	
supp_check_16	boolean			Yes	Yes	Yes	
supp_check_17	boolean			Yes	Yes	Yes	
supp_check_18	boolean			Yes	Yes	Yes	
supp_check_19	boolean			Yes	Yes	Yes	
supp_check_20	boolean			Yes	Yes	Yes	
supp_check_21	boolean			Yes	Yes	Yes	
supp_check_22	boolean			Yes	Yes	Yes	

supp_check_23	boolean			Yes	Yes	Yes	
supp_check_24	boolean			Yes	Yes	Yes	
supp_check_25	boolean			Yes	Yes	Yes	
supp_check_26	boolean			Yes	Yes	Yes	
supp_check_27	boolean			Yes	Yes	Yes	
supp_check_28	boolean			Yes	Yes	Yes	
supp_check_01	boolean			Yes	Yes	Yes	
supp_check_29	boolean			Yes	Yes	Yes	
supp_check_30	boolean			Yes	Yes	Yes	
supp_check_31	boolean			Yes	Yes	Yes	
supp_check_32	boolean			Yes	Yes	Yes	
supp_check_33	boolean			Yes	Yes	Yes	
supp_check_34	boolean			Yes	Yes	Yes	
supp_check_35	boolean			Yes	Yes	Yes	
supp_check_36	boolean			Yes	Yes	Yes	
supp_check_37	boolean			Yes	Yes	Yes	
supp_check_38	boolean			Yes	Yes	Yes	
supp_check_39	boolean			Yes	Yes	Yes	
supp_check_40	boolean			Yes	Yes	Yes	
supp_check_41	boolean			Yes	Yes	Yes	

supp_check_42	boolean			Yes	Yes	Yes	
supp_check_43	boolean			Yes	Yes	Yes	
supp_check_44	boolean			Yes	Yes	Yes	
supp_check_45	boolean			Yes	Yes	Yes	
supp_check_46	boolean			Yes	Yes	Yes	
supp_check_47	boolean			Yes	Yes	Yes	
supp_check_48	boolean			Yes	Yes	Yes	
supp_check_49	boolean			Yes	Yes	Yes	
supp_check_50	boolean			Yes	Yes	Yes	
supp_country_01	string	2		Yes	Yes	Yes	
supp_country_02	string	2		Yes	Yes	Yes	
supp_country_03	string	2		Yes	Yes	Yes	
supp_country_04	string	2		Yes	Yes	Yes	
supp_country_05	string	2		Yes	Yes	Yes	
supp_date_01	date			Yes	Yes	Yes	
supp_date_02	date			Yes	Yes	Yes	
supp_date_03	date			Yes	Yes	Yes	
supp_date_04	date			Yes	Yes	Yes	
supp_date_05	date			Yes	Yes	Yes	
supp_menu_01	string	60		Yes	Yes	Yes	

supp_menu_02	string	60		Yes	Yes	Yes	
supp_menu_03	string	60		Yes	Yes	Yes	
supp_menu_04	string	60		Yes	Yes	Yes	
supp_menu_05	string	60		Yes	Yes	Yes	
supp_menu_06	string	60		Yes	Yes	Yes	
supp_menu_07	string	60		Yes	Yes	Yes	
supp_menu_08	string	60		Yes	Yes	Yes	
supp_menu_09	string	60		Yes	Yes	Yes	
supp_menu_10	string	60		Yes	Yes	Yes	
supp_menu_11	string	60		Yes	Yes	Yes	
supp_menu_12	string	60		Yes	Yes	Yes	
supp_menu_13	string	60		Yes	Yes	Yes	
supp_menu_14	string	60		Yes	Yes	Yes	
supp_menu_15	string	60		Yes	Yes	Yes	
supp_menu_16	string	60		Yes	Yes	Yes	
supp_menu_17	string	60		Yes	Yes	Yes	
supp_menu_18	string	60		Yes	Yes	Yes	
supp_menu_19	string	60		Yes	Yes	Yes	
supp_menu_20	string	60		Yes	Yes	Yes	
supp_menu_21	string	60		Yes	Yes	Yes	

supp_menu_22	string	60		Yes	Yes	Yes	
supp_menu_23	string	60		Yes	Yes	Yes	
supp_menu_24	string	60		Yes	Yes	Yes	
supp_menu_25	string	60		Yes	Yes	Yes	
supp_menu_26	string	60		Yes	Yes	Yes	
supp_menu_27	string	60		Yes	Yes	Yes	
supp_menu_28	string	60		Yes	Yes	Yes	
supp_menu_29	string	60		Yes	Yes	Yes	
supp_menu_30	string	60		Yes	Yes	Yes	
supp_phonenumber_01	string	25		Yes	No	No	
supp_phonenumber_02	string	25		Yes	No	No	
supp_phonenumber_03	string	25		Yes	No	No	
supp_phonenumber_04	string	25		Yes	No	No	
supp_phonenumber_05	string	25		Yes	No	No	
supp_secret_01	string			Yes	No	No	
supp_secret_02	string			Yes	No	No	
supp_secret_03	string			Yes	No	No	
supp_secret_04	string			Yes	No	No	
supp_secret_05	string			Yes	No	No	
supp_state_01	string	2		Yes	Yes	Yes	

supp_state_02	string	2		Yes	Yes	Yes	
supp_state_03	string	2		Yes	Yes	Yes	
supp_state_04	string	2		Yes	Yes	Yes	
supp_state_05	string	2		Yes	Yes	Yes	
supp_text_01	string	250		Yes	Yes	Yes	
supp_text_02	string	250		Yes	Yes	Yes	
supp_text_03	string	250		Yes	Yes	Yes	
supp_text_04	string	250		Yes	Yes	Yes	
supp_text_05	string	250		Yes	Yes	Yes	
supp_text_06	string	250		Yes	Yes	Yes	
supp_text_07	string	250		Yes	Yes	Yes	
supp_text_08	string	250		Yes	Yes	Yes	
supp_text_09	string	250		Yes	Yes	Yes	
supp_text_10	string	250		Yes	Yes	Yes	
supp_text_11	string	250		Yes	Yes	Yes	
supp_text_12	string	250		Yes	Yes	Yes	
supp_text_13	string	250		Yes	Yes	Yes	
supp_text_14	string	250		Yes	Yes	Yes	
supp_text_15	string	250		Yes	Yes	Yes	
supp_text_16	string	250		Yes	Yes	Yes	

supp_text_17	string	250		Yes	Yes	Yes	
supp_text_18	string	250		Yes	Yes	Yes	
supp_text_19	string	250		Yes	Yes	Yes	
supp_text_20	string	250		Yes	Yes	Yes	
supp_yesno_1	boolean			Yes	Yes	Yes	
supp_yesno_2	boolean			Yes	Yes	Yes	
supp_yesno_3	boolean			Yes	Yes	Yes	
supp_yesno_4	boolean			Yes	Yes	Yes	
supp_yesno_5	boolean			Yes	Yes	Yes	
supp_yesno_6	boolean			Yes	Yes	Yes	
supp_yesno_7	boolean			Yes	Yes	Yes	
supp_yesno_8	boolean			Yes	Yes	Yes	
supp_yesno_9	boolean			Yes	Yes	Yes	
supp_yesno_10	boolean			Yes	Yes	Yes	
supp_yesno_11	boolean			Yes	Yes	Yes	
supp_yesno_12	boolean			Yes	Yes	Yes	
supp_yesno_13	boolean			Yes	Yes	Yes	
supp_yesno_14	boolean			Yes	Yes	Yes	
supp_yesno_15	boolean			Yes	Yes	Yes	
supp_yesno_16	boolean			Yes	Yes	Yes	

supp_yesno_17	boolean			Yes	Yes	Yes	
supp_yesno_18	boolean			Yes	Yes	Yes	
supp_yesno_19	boolean			Yes	Yes	Yes	
supp_yesno_20	boolean			Yes	Yes	Yes	
supp_yesno_21	boolean			Yes	Yes	Yes	
supp_yesno_22	boolean			Yes	Yes	Yes	
supp_yesno_23	boolean			Yes	Yes	Yes	
supp_yesno_24	boolean			Yes	Yes	Yes	
supp_yesno_25	boolean			Yes	Yes	Yes	
supp_yesno_26	boolean			Yes	Yes	Yes	
supp_yesno_27	boolean			Yes	Yes	Yes	
supp_yesno_28	boolean			Yes	Yes	Yes	
supp_yesno_29	boolean			Yes	Yes	Yes	
supp_yesno_30	boolean			Yes	Yes	Yes	
tanf_ssi_ga	boolean			Yes	Yes	Yes	
term_code	character varying	15		Yes	Yes	Yes	
term_description	character varying	100		Yes	Yes	Yes	
term_id	bigint			Yes	No	No	
term_end	Bigint			Yes	Yes	Yes	Added to DLC 3/31/17

term_start	bigint			Yes	Yes	Yes	Added to DLC 3/31/17
testing_assessment	boolean			Yes	Yes	Yes	
transfer_info	boolean			Yes	Yes	Yes	
transgender	bytea			No	No	No	Researchers can access through Data Warehouse
transgender_submission	bytes			No	No	No	
transgender_encrypted	text			No	No	No	
tstamp_create	timestamp with time zone		DEFAULT	Yes	Yes	No	
tstamp_download	timestamp with time zone			Yes	Yes	No	
tstamp_submit	timestamp with time zone			Yes	Yes	Yes	
tstamp_update	timestamp with time zone			Yes	No	No	
tutoring_services	boolean			Yes	Yes	Yes	
under19_ind	boolean			Yes	No	Yes	
veterans_services	boolean			Yes	Yes	Yes	
visa_type	Alphanumeric	2		Yes	Yes	Yes	
zip4	character	4		Yes	No	Yes	
completed_eleventh_grade	boolean			Yes*	No*	No*	Opt-In ONLY
grade_point_average	Alpha-Numeric value	5		Yes*	Yes*	Yes*	Opt-In ONLY
highest_english_course	Integer			Yes*	Yes*	Yes*	Opt-In ONLY

highest_english_grade	Character varying	2		Yes*	Yes*	Yes*	Opt-In ONLY
highest_math_course_taken	Integer			Yes*	Yes*	Yes*	Opt-In ONLY
highest_math_taken_grade	Character varying	2		Yes*	Yes*	Yes*	Opt-In ONLY
highest_math_course_passed	Integer			Yes*	Yes*	Yes*	Opt-In ONLY
highest_math_passed_grade	Character varying	2		Yes*	Yes*	Yes*	Opt-In ONLY

*Multiple Measures for Assessment Placement data fields. This is an Opt-In implementation only. To participate, post a request for support at www.CCCTechnology.info.

2019 Change Log

Date	Release Version	Changed By	Description	Section / Page	Specification
1.29.18	6.4.0	Donohue	Residency section note	Residency	Added a note under the “Residency” section heading, specifying when the residency page/questions do not display in the application.
			Citizenship & Military section note	Citizenship	Added a note under the “Citizenship & Military” section heading specifying when the citizenship & military page/questions do not display in the application.
			Special Residency Question changes: <ul style="list-style-type: none"> • Public School Employee • State College Employee • Seasonal Agricultural Worker 	Residency	Revised data field specs for all three fields as follows: <ol style="list-style-type: none"> 1. Changed Condition from “Always” to “Only appears if user selects one or more Out-of-State activities and the most recent year is within 2 years of the RDD.” 2. Changed Default to: Set default to Null if question is hidden. 3. Changed Page Error Checking to: “Required selection if appears onscreen; else error message,
			Out-of-State Activities question changes: <ul style="list-style-type: none"> • Declared Residency Outside of California for Taxes • Registered to Vote Outside of California • Declared Residency at a College or University Outside of California • Lawsuit Outside of California 		Made the changes below to all four Out-of-State Activities questions. <p>Changed:</p> <ol style="list-style-type: none"> 1. Changed Page Error Checking FROM: selection; else error message, “You must indicate whether or not <you have/your parent or guardian has> declared residency in another state for state income tax purposes.” TO “Optional response” 2. Changed Question Text FROM: Since <RDD minus 2 years>, have you [registered to vote] in another state? [radio button] Yes [radio button] No <p>TO: "As of <RDD minus 2 years>, have you engaged in any of the following</p>

					<p>activities? Check each activity that applies."</p> <p>[checkbox] I paid taxes outside of California</p> <p>[checkbox] I registered to vote outside of California</p> <p>[checkbox] I declared residency at a college or university outside of California</p> <p>[checkbox] I filed for a lawsuit or divorce outside of California</p> <p>3. Changed Default from: None TO: "Default set to False if checkbox is empty."</p>
			<p>New Residency Status Value</p> <p><res_status></p>	Residency	<p>Added new data field value to <res_status> field:</p> <p>"N" = non-credit / exempt</p> <p>Default set to "N" if <non_credit> = True</p>
			<p>New Residency Areas Value</p> <p><res_area_a></p> <p><res_area_b></p> <p><res_area_c></p> <p><res_area_d></p>	Area Criteria (p.269)	<p>Added note under section: Area Criteria:</p> <p>Note: Areas A -D, set value = 9 when a Non-Credit application is submitted using the Non-Credit URL.</p> <p>Updated Appendix E: Table of Downloadable Fields:</p> <p>New value = 9</p> <p>Set default if <non_credit> =True</p>
			<p>New Integrity Flag data field</p> <p>Integrity Flag 81</p> <p><integrity_fg_81></p>	Table E: Integrity Flags (p. 279)	<p>Added new data field: <integrity_fg_81> to Appendix E: Table of Downloadable Data Fields</p> <p>Added new Integrity Flag 81 row to Table F: Integrity Flags</p> <p>"Applicant applied using the Non-Credit URL"</p>
1.28.19	6.4.0	Donohue	<p>Non-Credit Status</p> <p><non_credit></p>	Submission	<p>Added new data field: <non_credit> to Appendix E: Table of Downloadable Data Fields</p> <p>Added new data element table: Non-Credit Status <non_credit></p> <p>See "Non-Credit Status" data element table for all new data specs.</p>
			<p>Appendix A: Submission Calculation Service</p>	P. 268	<p>Appendix A: Submission Calculation Service</p> <p>Added note under "Receiving Data from CCCApply"</p>

					<p>Note: The Submission Calculation Service doesn't operate for Non-Credit applications (non-credit URL), or the International application (International URL). The non_credit status flag defaults to =True when the application is started and submitted using the Non-Credit URL."</p>
			<p>College Education Level <Higher Edu Level></p>	<p>Education</p>	<p>Changed Conditions from ALWAYS, TO: Hidden by default; Display if "College Enrollment Status" <enroll_status> is: "2 = Transfer student from another college (Keep existing logic)" OR "3 = Returning student to this college after absent for a main term" OR "Y = Enrolling in high school (or lower grade) and college at the same time" THEN DISPLAY and require a response. ELSE do not display hidden college questions.</p>
			<p>Colleges/Universities Attended <college_count></p>	<p>Colleges Attended</p>	<p>Changed Conditions from ALWAYS, TO: Hidden by default; Display if "College Enrollment Status" <enroll_status> is: "2 = Transfer student from another college (Keep existing logic)" OR "3 = Returning student to this college after absent for a main term" OR "Y = Enrolling in high school (or lower grade) and college at the same time" THEN DISPLAY and require a response. ELSE do not display hidden college questions.</p>
			<p>Date of Birth <birthdate></p>	<p>Account</p>	<p>Added logic statement below to the "Error Validation Checking" that prevents a birthdate from being entered that is in the future. Date must be a valid date that is today's date or prior to the current date, else error message, "<i>Your date of birth must be before today's date.</i>"</p>

