



# CCCApply Standard & Noncredit Application Specification and Data Dictionary

June 2023  
v.2023.2

# Table of Contents

<b>Overview .....</b>	<b>8</b>
<i>General Information .....</i>	<i>8</i>
Standard Application.....	8
Noncredit Application.....	8
OpenCCC Account System .....	10
Custom College Configurations.....	10
CCCApply Administrator .....	10
Supplemental Questions.....	11
Spanish Translation .....	11
Accessibility.....	11
<i>Application Workflows.....</i>	<i>12</i>
Application Gateway Page .....	12
My Applications Page.....	12
<b>Application Data .....</b>	<b>16</b>
<i>Submitted Application Data.....</i>	<i>16</i>
In-Progress Application Data .....	16
<i>OpenCCC Account Data.....</i>	<i>16</i>
Field Population .....	16
Auto-Fill of Account Profile Information.....	17
Auto-Fill of Previously Submitted Application Data .....	17
Data Delivery & Reporting .....	19
Changes to Data Elements .....	19
<b>Data Element Tables .....</b>	<b>20</b>
<i>Data Formats .....</i>	<i>20</i>
Format of Data Element Tables .....	20
<i>College &amp; District Information Fields .....</i>	<i>21</i>
Campaign Fields .....	21
College ID .....	22
College Name .....	22
College Address: Street.....	22
College Address: City .....	23
College Address: Zip Code.....	23
College Website URL.....	24
College Admissions Office Phone Number .....	24
College Admissions Office Email Address .....	24
College Redirect URL.....	25
District ID.....	25
District Name .....	26
District Address: Street .....	26
District Address: City.....	27
District Address: Zip Code .....	27
District Website URL .....	27
District Phone Number .....	28
Major Start Date .....	28
Major End Date .....	29
Award Type .....	29
CIP Code .....	30
Program Control Number .....	30

TOP Code.....30

*Account Data Fields in CCCApply Applications* .....32

    California Community College ID .....32

    Accepted Terms of Use .....32

    Accepted Terms Timestamp .....33

    Address Validation Override .....34

    Address Validation Override Timestamp .....35

    Date of Birth .....35

    Email Address .....36

    Email Verified .....37

    Email Verified Timestamp .....38

    Legal First Name .....38

    Legal Last Name .....39

    Legal Middle Name .....40

    No Permanent Address Homeless .....40

    Permanent Address: Country .....41

    Permanent Address: Street1 and Street2 .....42

    Permanent Address: City .....42

    Permanent Address: State/Province .....43

    Permanent Address: Non-U.S. State/Province .....44

    Permanent Address: Postal Code/Zip Code .....44

    Permanent Address: Zip4 .....45

    Phone Number .....46

    Main Phone: Extension .....47

    Main Phone: Text Permission .....48

    Main Phone: International .....48

    Second Phone Number .....48

    Second Phone: Extension .....49

    Second Phone: Text Permission .....49

    Second Phone: International .....49

    Phone Number: Type .....50

    Phone Verified .....50

    Phone Verified Timestamp .....51

    Preferred Method of Contact .....51

    Preferred Name .....52

    Preferred First Name .....53

    Preferred Middle Name .....53

    Preferred Last Name .....54

    Password .....54

    Suffix .....55

    Username .....56

*Enrollment Information* .....57

    Term Description .....57

    Term Code .....57

    Term End Date .....58

    Term Start Date .....58

    Educational Goal .....59

    Major Category .....60

    Major Code .....60

    Major Description .....61

*Profile Information* .....62

    Other/Previous First Name .....62

    Other/Previous Name: Middle .....63

    Other/Previous Name: Last .....63

Social Security Number .....	64
Social Security Number Type .....	65
Social Security Number: None .....	66
Social Security Number: Other Exception.....	67
Dependent of Parent/Guardian .....	68
Parent/Guardian First Name .....	70
Parent/Guardian Last Name .....	71
Parent/Guardian Relationship .....	71
<i>Current Mailing Address Information .....</i>	<i>73</i>
Mailing Address: Street.....	73
Mailing Address: City .....	73
Mailing Address: State .....	74
Mailing Address: Non-USA Province.....	75
Mailing Address: Postal Code .....	75
Mailing Address: Country.....	76
Mailing Address: Same as Permanent .....	77
Mailing Address outside U.S. ....	78
Mailing Address Validation Override .....	78
No Mailing Address Homeless .....	79
<i>Education .....</i>	<i>81</i>
Enrollment Status.....	81
High School Education Level .....	82
High School Completion Date .....	84
Higher Education Level (College) .....	85
Higher Education Completion Date .....	86
Highest Education Level.....	87
Graduated From California High School .....	88
Attended California High School for Three Years .....	89
High School Attendance (Last High School Attended) .....	90
Last School Attended: Country .....	92
Last School Attended: State.....	93
Last School Attended: Name.....	93
Last School Attended: City .....	95
School Not Listed .....	96
Last School Attended: CDS Code.....	96
Last School Attended: Full CDS Code .....	97
Last School Attended: CEEB Code.....	99
<i>High School Transcript Information .....</i>	<i>100</i>
General Requirements .....	100
Highest Grade Completed.....	100
Completed Eleventh Grade.....	101
Grade Point Average .....	102
Highest English Course Completed .....	103
Highest English Course Completed Grade .....	104
Highest Math Course Completed.....	105
Highest Math Course Taken Grade .....	108
Highest Math Course Passed .....	109
Highest Math Course Passed Grade .....	111
<i>Colleges Attended Information.....</i>	<i>113</i>
Number of Colleges Attended .....	113
College Expelled Summary.....	114
College/University {1-4}: Country .....	115
College/University {1-4}: State.....	116
College/University {1-4}: Name .....	117

College/University {1-4}: City.....	118
College/University {1-4}: CDS Code .....	118
College/University {1-4}: Full CDS Code.....	120
College/University {1-4}: CEEB Code.....	121
College/University {1-4}: Date From .....	122
College/University {1-4}: Date To .....	122
College/University {1-4}: College Expelled Status .....	123
College/University {1-4}: Degree Type.....	124
College/University {1-4}: Degree Date.....	125
College/University {1-4}: College Not Listed.....	126
<b>Citizenship &amp; Immigration Status .....</b>	<b>127</b>
Citizenship & Immigration Status .....	127
Alien Registration Number .....	128
Visa Type .....	128
No Documents .....	129
Visa/Alien Registration Issue Date .....	130
Visa/Alien Registration Expiration Date.....	131
Visa/Alien Registration: No Expiration Date .....	132
<b>Military Information .....</b>	<b>133</b>
Military Status .....	133
Military Discharge Date .....	135
Military Discharge Type .....	136
State of Legal Residence (Military) .....	136
Military Home State .....	137
Military Home Country .....	138
Military: Stationed in California .....	139
Military: Stationed in California for Educational Purposes.....	140
Military Veteran Consent.....	141
<b>Residency .....</b>	<b>143</b>
California Resident for Two Years.....	143
Date Current Stay in California Began .....	143
Not Yet Arrived in California .....	144
State College Employee .....	145
Public School Employee .....	146
Seasonal Agricultural Worker .....	147
Homeless Youth .....	148
Foster Youth in California .....	149
Foster Youth Status .....	150
Foster Youth Priority .....	152
Foster Youth MIS.....	153
Declared Residency Outside California for Taxes .....	153
Declared Residency Outside California for Taxes Year .....	154
Registered to Vote Outside California .....	155
Registered to Vote Outside California: Year .....	156
Residence for College Outside California.....	157
Residence for College Outside California: Year .....	158
Lawsuit Outside California .....	159
Lawsuit Outside California: Year .....	160
<b>Needs &amp; Interests.....</b>	<b>162</b>
Summary Table of Needs & Interests Values .....	162
Comfortable With English .....	163
Financial Aid Information.....	164
Receiving TANF, SSI, General Assistance .....	164
Athletic Interest: Intercollegiate .....	165

Athletic Interest: Intramural .....	166
Athletic Interest: No.....	167
Academic Counseling/Advising .....	168
Basic Skills .....	169
CalWorks .....	169
Career Planning .....	170
Child Care .....	171
Counseling - Personal.....	171
Disabled Student Programs and Services (DSPS).....	172
Extended Opportunity Programs and Services (EOPS) .....	172
English as a Second Language (ESL) .....	173
Health Services.....	174
Housing Information .....	174
Employment Assistance .....	175
Online Classes .....	176
Re-Entry Program (After 5 Years Out) .....	176
Scholarship Information.....	177
Student Government .....	178
Testing, Assessment, Orientation .....	178
Transfer Information.....	179
Tutoring Services.....	179
Veterans Services.....	180
<i>Demographic Information .....</i>	<i>182</i>
Gender .....	182
Transgender .....	183
Sexual Orientation .....	184
Student Parent with Dependents .....	186
Parent/Guardian 1 Education Level.....	187
Parent/Guardian 2 Education Level.....	188
Parent/Guardian Education Level: MIS.....	189
Race/Ethnicity .....	189
Hispanic/Latino .....	191
Race Group.....	192
Race & Ethnicity Full .....	194
<i>Consent &amp; Submission Information .....</i>	<i>201</i>
Consent Indicator.....	201
E-Signature Confirmation.....	202
Financial Aid Acknowledgement.....	203
<i>System Generated &amp; Submission Calculation Service Data .....</i>	<i>205</i>
Application ID.....	205
Application Confirmation Number .....	205
Application Language Flag .....	206
CCGI Token .....	206
Eligible for AB540 Waiver .....	207
Financial Aid Referral Flag.....	207
Fraud Score .....	208
Fraud Status .....	208
Ineligible for Admission Flag .....	209
IP Address at Account Creation .....	209
IP Address at Application Creation .....	209
IP Address at Application Submission.....	210
Major ID .....	210
CAP Major ID.....	211
Noncredit Status .....	211

Residency Area A Status .....	212
Residency Area B Status.....	212
Residency Area C Status.....	213
Residency Area D Status .....	213
Residency Integrity Flags .....	214
Residency Status .....	215
Residency Status Change .....	215
Residency Previous Date.....	216
SIS Receipt.....	216
Application Download Status.....	217
Supplemental Questions Page Code.....	217
Survey: Comments .....	218
Survey: Experience.....	218
Survey: Recommend .....	218
Term ID.....	219
CAP Term ID .....	219
Timestamp: Application Creation .....	220
Timestamp: Application Download .....	220
Timestamp: Application Submission.....	221
Timestamp: Application Update .....	221
<b>Appendix A: Submission Calculation Logic &amp; Residency Algorithm.....</b>	<b>222</b>
<i>Overview of Submission Calculations .....</i>	<i>222</i>
Receiving Data from CCCApply .....	222
Returning Calculations to CCCApply .....	222
Receiving Data from Other Sources and Returning Calculations to Them.....	222
<i>Residency Algorithm (Preliminary Residency Calculation) .....</i>	<i>222</i>
Areas of Residency Qualification .....	223
Residency Area Criteria.....	223
Outlines of Residency Area Criteria .....	225
Table E. Residency Integrity Flags.....	229
Residency Algorithm Flow Charts .....	231
Residency Status Calculation .....	235
Table F: Visa Types.....	237
<b>Appendix B: Financial Aid Algorithm .....</b>	<b>241</b>
<i>Financial Aid Referral Flag: Identifying Students for Financial Assistance .....</i>	<i>241</i>
<b>Appendix C: AB540 Waiver Algorithm .....</b>	<b>242</b>
<i>AB540 Notification to Students .....</i>	<i>242</i>
Table G. Non-Immigrant Visa Types (No Longer Used) .....	243
<b>Appendix D: Ineligibility Flag and Highest Education Level .....</b>	<b>244</b>
<i>Ineligibility Flag.....</i>	<i>244</i>
<i>Highest Education Level.....</i>	<i>244</i>
<b>Appendix E: Table of Data Fields .....</b>	<b>245</b>
<i>Version Change Log .....</i>	<i>251</i>

# Overview

CCCApply is part of the California Community Colleges Technology Center's (CCCTC) *Student Success Suite* - a collection of student-facing technology solutions that includes the CCCApply admission applications, the California Colleges Promise Grant (CCPG) application, the CCC MyPath student onboarding portal, and the integrated OpenCCC student account system (OpenCCC).

## Document Purpose

This document describes general information, technical specifications, and data elements for the CCCApply Standard Application, as well as the *Noncredit Application* workflow information incorporated within the standard domestic application. The content includes application user interface design and logic, and database table information underlying the application.

## Document Audience

This specification and data dictionary is intended for two audiences:

- California Community Colleges staff that works with implementation, configuration, usage, and delivery of data from the CCCApply Standard & Noncredit applications;
- California Community Colleges Tech Center (CCCTC) staff, including software designers, developers, QA technicians, technical writers, and project managers for the CCCApply applications;

## General Information

### Standard Application

The CCCApply Standard Application is the official online application for admission for the California Community Colleges. The application questions, data, and workflow format align with the laws and regulations of the California Department of Education (Ed Code) and Title V, the Board of Governors of the California Community Colleges, and the guidelines for admission and California residency as prescribed in the Student Accounting & Admissions Manual (SAAM) for the California Community Colleges Chancellors Office.

### Who should use the Standard Application?

United States citizens who plan to attend one or more of the California Community Colleges should use the CCCApply Standard Application to apply for admission.

### Noncredit Application

For the purposes of supporting students who plan to enroll *exclusively* in noncredit coursework at your college, a separate application workflow path is available within the Standard Application that allows noncredit students to apply for admission without having to answer California residency-related questions. Where applicable, information that applies strictly to the Noncredit Application is provided in the data element tables within this data dictionary.

The Noncredit Application was implemented in 2018 to comply with Assembly Bill 3101 (AB3101). This bill allows students who enroll exclusively for the following reasons to be exempt from community college residency classification requirements:

- Career development;
- College preparation courses; and
- Other courses for which no credit is given.



## Who should use the Noncredit Application?

Students who are enrolling exclusively in noncredit courses should use the Noncredit Application workflow. If a student is enrolling in *any* for-credit courses, then they should be directed to use the CCCApply Standard Application. If a student submits a Noncredit Application to a college for a specific term and then ends up enrolling in one or more credit courses for that same term, they may submit a CCCApply Standard Application for the same term. The responses provided on the applicant’s submitted Noncredit application will auto-fill the Standard Application and, once submitted, they will then be processed for a residency status.

**Note:** Students cannot submit two CCCApply Standard applications for the same term and same college.

## Differences Between the Standard and Noncredit Application Workflows

The Noncredit Application has fewer fields and requirements than the CCCApply Standard Application (specifically, no residency questions are asked) and has less field validation. Every CCCApply Standard Application field that is hidden on the Noncredit Application now allows null, and null or blank will appear for these hidden fields in Noncredit Application reporting.

The table below outlines the differences between the CCCApply Standard and Noncredit application workflows.

Area	CCCApply Noncredit Application	CCCApply Standard Application
Applicants	<p>Student who is enrolling in <i>only</i> noncredit courses accesses the application from the college’s Noncredit Application-specific URL.</p> <p>-Must create/have an OpenCCC Account</p> <p>Note: If the student is enrolling in any for-credit courses they should use the CCCApply Standard Application.</p>	<p>Student accesses the application from the current CCCApply URL, branded for each college</p> <p>-Must create/have an OpenCCC Account</p>
Application Pages	<p>Displays the following application pages (differences from CCCApply Standard display in <b>bold</b>):</p> <ul style="list-style-type: none"> <li>Enrollment Information (Terms and Majors/Programs of Study may be specific to the Noncredit application)</li> <li>Profile Information</li> <li>Education (Self-reported High School Transcript Information questions do not display)</li> <li>Needs &amp; Interests (only the Programs &amp; Services check boxes appear, and are optional)</li> <li>Demographic Information</li> <li>Supplemental Questions (unique for the Noncredit application, optional)</li> <li>Submission</li> </ul>	<p>Continues to display the following application tabs (differences from Noncredit application display in <b>bold</b>):</p> <ul style="list-style-type: none"> <li>Enrollment Information</li> <li>Profile Information</li> <li>Education</li> <li><b>Citizenship/Military</b></li> <li><b>Residency</b></li> <li>Needs &amp; Interests</li> <li>Demographic Information</li> <li>Supplemental Questions (unique for the Standard Application, optional)</li> <li>Submission</li> </ul>
Residency	Does NOT include residency questions or logic	Includes residency questions and logic
Legal	Includes mandated questions (federal, state, MIS)	Includes all mandated questions (federal, state, MIS)
Other Logic	Does NOT calculate algorithms (AB 540, Financial Aid, Ineligibility)	Includes all existing algorithms (AB 540, Financial Aid, Ineligibility)
Submission Confirmation	The application confirmation number displays on the <i>My Applications</i> page preceded by the letters “NC” (for Noncredit); i.e. NC-788082	The application confirmation number displays on the <i>My Applications</i> page as a number, i.e. 788082
CCCApply Administrator	<ul style="list-style-type: none"> <li><b>Terms:</b> Can be configured separately for Noncredit App.</li> </ul>	No changes to current configuration are needed for the CCCApply Standard application.

	<ul style="list-style-type: none"> <li>• <b>Majors/Programs of Study:</b> <i>Must</i> be configured separately for the Noncredit application.</li> </ul> <p><b>Note:</b> <i>Rule and Messages: Any configured for the CCCApply application also apply to the Noncredit Application – No Change</i></p>	
CCCApply Report Center	Noncredit applications are searchable in the CCCApply Report Center. College staff can look up a full "Noncredit Application" using the standard "Application Lookup."	All CCCApply Standard applications continue to be searchable/reportable in the CCCApply Report Center along with Noncredit applications.
Data Delivery	<b>Note:</b> <i>Noncredit application data fields will show blank or null values for the CCCApply Standard application questions/fields that are hidden on the Noncredit application.</i>	

## OpenCCC Account System

OpenCCC is the California Community Colleges federated identity initiative and systemwide student account system that assigns each student user a unique California Community Colleges ID number (CCCID) and allows access to systemwide online technology applications via a single-sign-on account.

## OpenCCC Federated Identity & The CCCID

When a new OpenCCC account is created, the system collects and stores the minimum required personal information data as well as the user's validated account credentials in an Identity Center, thus generating a unique identifier for the student known as the CCCID (California Community Colleges ID). The CCCID is the master link between the Identity Center, CCC admission applications, and other systemwide technology services.

When a user is authenticated (signs in) to use a CCC systemwide application or service such as CCCApply or CCC MyPath, the CCCID is passed to that service to identify the unique individual. In this way, services and applications can maintain personal accounts for the user anonymously, thus ensuring the privacy and security of the user's data.

## Custom College Configurations

The CCCApply application system is designed to integrate with your college based on your college MIS code and other elements configured by your college and managed by authorized college administrators. These custom components include:

- College Application URL using your college MIS code
- College-branding (logo) displayed as a page header
- Configurable college-specific terms and majors/programs of study
- Configurable college-specific email rules and messages
- Optional display of a *Supplemental Questions* page
- Opt-out display of *Needs & Interests* page

## CCCApply Administrator

The functions available in the CCCApply Administrator include:

- Terms configuration management for the Standard, Noncredit or both
- Majors/Programs of Study configuration management for the Standard, Noncredit or both
- Supplemental Questions (optional) management
- Email Rules & Messages configuration management (apply to both applications)
- Reset Downloads
- Utility to manage fraudulent applications (spam) before they reach your college

- Management of authorized college and district Admin users

*Note: The Spam Filter Utility information is unique to the CCCApply Standard & Noncredit applications. Secure details can be found in the CCCApply Administrator Guide.*

## Supplemental Questions

Supplemental questions are additional, configurable questions that colleges can choose to implement (opt-in) for each CCCApply application. Using supplemental questions is optional for each college. *Supplemental Questions* will display on their own page within the designated CCCApply application.

Supplemental questions are configured by the college in HTML format generating supplemental question and response data. Setup of the *Supplemental Questions* page requires configuration of two XML files (a format definition XML and a job XML). These files must be imported and activated in the *Supplemental Questions* module in the CCCApply Administrator.

For details on the different types of data elements and response options supported, see the *Working with Supplemental Questions User Guide* and the CCCApply Administrator User Guide available on the CCCApply Public Documentation website.

## Spanish Translation

CCCApply applications are available in both English and Spanish language - including onscreen question text, response options, buttons, links, accessibility features (alt text, etc.), Help information and error messaging.

By clicking the *Cambiar A Espanol* button in the header of any page students can toggle to a full Spanish translation, giving ESL/Spanish-speaking students the ability to complete the entire application for admission completely in Spanish. Additionally, if a student has their web browser (Chrome or Safari) default language set to Spanish, the applications will display in Spanish automatically.

While the application language is set to Spanish, the *Cambiar a Espanol* button text changes to “Switch To English” and can be set back to English language at any time.

**Note:** *If the applicant's browser language is set to anything other than English or Spanish, the application language setting will default to English.*

## Accessibility

The CCC Technology Center (CCCTC) is committed to making the CCCApply online applications accessible to individuals of all abilities. CCCTC is developed to be in compliance with California Government Code 11135, which requires such technologies to meet the accessibility requirements of Section 508 of the federal Rehabilitation Act of 1973, as amended (29 U.S.C. Sec. 794d). Our goal is to make all CCCTC systemwide technology applications accessible to everyone, including individuals with disabilities.

Web platforms and services are evolving constantly as is the support for assistive computer technologies. We welcome your feedback for improving the usability and accessibility of web applications and services. Please share your feedback or concerns with [accessibility@ccctechcenter.org](mailto:accessibility@ccctechcenter.org) so we may improve the service for all participants.

For more information, please visit the CCC Accessibility Center at <http://www.cccaccessibility.org>

## Application Workflows

All new and returning students applying for admission to one or more California Community Colleges will begin the admission application process by signing in to the OpenCCC Federated ID system before, or immediately after, navigating to CCCApply. An application gateway page is displayed, prompting the user to **Sign In** or create an account.

### Application Gateway Page

Each CCCApply application is fronted by an *application gateway page* – or *Sign In page* – which identifies the application title to the applicant, and serves as a single point of entry to your college’s configured and branded application. The URL for your college’s *application gateway page* includes your college ID (MIS code) and captures the activities of the applicant and the processing of the application to that college MIS code.

The *application gateway page* also includes a main menu header containing the California Community Colleges Chancellor’s Office logo and a *Cambiar A Espanol* link which allows the applicant to display and toggle the onscreen text between English and Spanish.

### Sign In/Out

Multiple paths can lead students to your custom CCCApply application(s); however, every applicant must sign in to the OpenCCC system (verify their account credentials) before starting, resuming, or submitting a CCCApply application to your college. If the student is a *first-time applicant* to any California Community College they must first create and validate an OpenCCC account (CCCID). If the applicant is a *returning student* but cannot remember their account credentials, a link to *recover* their account credentials is provided on the Sign In page.

### Account Creation & Recovery

The *application gateway page* – along with multiple other places throughout the CCCApply application interface – includes links for *Create Account* and *Recover Account* for new and existing applicants. These systems are not unique to each college. Rather, these links pertain to the OpenCCC systemwide student account system that allows for the California Community Colleges system to track and support their students regardless of which college they attend or apply to. New and existing applicants are required to have a current OpenCCC account in order to access the CCCApply system. For more information about the OpenCCC Account system for new and existing users, please visit the CCCApply.org website.

### My Applications Page

The *My Applications page* provides returning applicants with a central application storage place for their CCCApply applications, regardless of which CCC college they have applied to or plan to apply to. After signing in to CCCApply, returning students can start a new application, resume an in-progress application, and view previously submitted applications, as well as view and update their OpenCCC Account Profile information.

In-progress and submitted applications are associated to the authenticated applicant using their CCC systemwide student account ID (CCCID). Applications that have been started, but not yet submitted (in-progress applications), can be resumed or deleted.

Actions on the *My Applications page* include:

- Starting a new application
- Resuming & deleting an in-progress application
- Viewing & editing current account information
- Viewing previously submitted application(s)
- Switching the language of the onscreen text between English and Spanish
- Accessing the applicant’s OpenCCC Account from *Settings* menu
- Signing out of the *My Applications page* or any CCCApply application page

## My Applications Page Header

After signing in to CCCApply, applicants see a different version of the main header on the *My Applications* page, including:

- CCC Chancellor’s Office logo/*My Applications* page home link
- Applicant’s full name and CCCID
- Sign Out link
- Settings menu link
  - o Switch to Spanish toggle
  - o OpenCCC Account
  - o Auto-fill from Previously Submitted Application

## Getting to the My Applications Page

Applicants will land on their *My Applications* page **the second time** they sign in to CCCApply from their college’s application gateway page or CCC MyPath page. First-time applicants who create their OpenCCC accounts for the first time as part of the CCCApply Standard or Noncredit application workflows will not land on the *My Applications* page by default; however, they can reach the My Applications page if they exit an in-progress application or click on the *My Applications* page link in the main navigational header.

## Autologin for First-Time Applicants

Following the creation of their OpenCCC Account, *first-time* applicants are automatically logged in and land on the first page of the CCCApply application in which they intended to submit. *Autologin* is a benefit of the “first-time applicant” workflow only and is not part of the “returning applicant” process. First-time applicants **do not begin** the application process from the *My Applications* page when starting their very first CCCApply application.

## Starting A New Application (Returning Applicants)

Returning applicants with an existing OpenCCC account may start a new CCCApply application by clicking on the “Start A New Application” button that appears at the top of their *My Applications* page.

NOTE: In order to apply to a specific CCC college, first-time and/or returning applicants must start the application process from their college’s *application gateway* page which is typically displayed as an “Apply” button or hyperlink on the college’s Admissions & Records web page.

## Resuming an In-Progress Application

Applicants that have an existing OpenCCC account and have started but not submitted one or more applications will appear in the **In-Progress Applications** table on the *My Applications* page. The applicant must sign in to CCCApply from a college’s application gateway page in order to land on their personal *My Applications* page. All of the applicant’s in-progress applications will appear in the **In-Progress Applications** table.

To resume an in-progress application, the applicant must click on the “resume” icon (displayed as a pen in the table row) to display and resume that specific in-progress application.

## Deleting an In-Progress Application

To delete an in-progress application, the applicant should click the trash can icon in the *Trash* column of the **In-Progress Applications** table row to remove the unsubmitted application from the system.

## Reviewing & Submitting an Application

For security purposes, and to protect the privacy of the applicant’s personal information and responses, once an application has been signed and electronically submitted to a college on behalf of the applicant it becomes part of the records of the college to which it was submitted. Changes cannot be made to the application once it is submitted. If it is believed that an error has been submitted on the application, the applicant must contact the college to which it was submitted to make the correction.

For this reason, the applicant is provided notification of this restriction on the Submission page, as well as the opportunity to review and edit their responses prior to submission. Prior to clicking the Submit button, the following notification is presented to the applicant:

You are about to submit your application to <college name>.  
NO CHANGES can be made to your application once it is submitted.

California state law\* allows you to submit your application and residency information online with an electronic signature verification. Your completion of this page will provide the necessary verification for electronic submission. The security and privacy of the information in your submitted application are protected as described in the CCCApply Privacy Policy.

\* Section 54300 of subchapter 4.5 of chapter 5 of division 6 of title 5 of the California Code of Regulations.

### *Review Application Responses & Edit Navigation*

To ensure the applicant feels confident they have provided complete and accurate responses, the **Review Your Responses** section allows the applicant to review each section and update responses as needed. *Edit* navigational links allow the applicant to quickly jump to various sections as needed and return to the submission page where the submission button will display at the bottom of the screen.

## The Account Information Section

After signing in, returning applicants will see an **Account Information** section on the *My Applications* page, directly below the “Start A New Application” button or, if displayed, below their “In-Progress Applications” table. The data is populated from the user’s most current account data stored in the OpenCCC system.

### *The Edit My Account Link*

Applicants can update their Account Information data by clicking on the “*Edit My Account*” button in the *Account Information* section on the *My Applications* page. Once clicked, the *Edit Profile* page of their OpenCCC Account is displayed in a new browser tab.

## Viewing A Submitted Application

Authenticated applicants can view their previously submitted applications from the **Submitted Applications** table on the *My Applications* page. Individual submitted applications are displayed in rows with the following details:

- Application ID
- College Name
- Application Type (Standard or Noncredit)
- Submit Date
- *View Application* icon
- *View Links* icon

The applicant must sign in to CCCApply *My Application’s* page and from a college’s application gateway page to land on their personal *My Applications* page.

## Signing Out

Applicants can exit the *My Applications* page or end an application session at any time by clicking the “Sign Out” link in the *Settings* menu in the header of every page.

## Application Data

CCCApply application data is made available to colleges for automated data delivery via *SuperGlue for Apply*. Real-time data is also available in the CCCApply Report Center. Data download will continue to be supported through June 30, 2023.

### Submitted Application Data

Submitted applications are stored in two normalized databases. The database tables used for automated delivery, downloading, and reporting are the `submitted_application` and `submitted_question_response` tables.

When a CCCApply application is submitted, the applicant's current OpenCCC Account data is copied to the CCCApply application and used for data delivery, download, and reporting.

The `submitted_application` table consists of all of the application data in a single flat row. The `submitted_question_response` table represents a flat version of the answers to the supplemental questions (if available). The content of both of these tables is used for automated data delivery via SuperGlue, as well as downloading and reporting.

### In-Progress Application Data

Applications that have been started or resumed, but not yet submitted, are referred to as *in-progress applications*. In-Progress applications, including the applicant's current OpenCCC Account data, is stored in a normalized database. The tables in this document represent the data as it is stored in this database. When an in-progress application is submitted, the data is copied to the <submitted applications> database and used for SuperGlue data delivery, downloads, and reporting.

### Restricted Data

For security reasons, some fields are restricted from download or reporting, such as the AB620 data fields (sexual orientation, transgender identification, etc.) and other sensitive system fields. In some cases fields are encrypted and only available, anonymously and with no connection to any other application data, for reporting at the California Community College Chancellor's Office (CCCO). These storage and usage notes are specified in the data element tables, as well as the *Table of Application Data Fields* at the end of this specification which provides a matrix showing which data is or is not available by SuperGlue, download, email rules, and reporting.

### OpenCCC Account Data

The applicant's current OpenCCC account information, gathered during the account creation process, or updated/edited at any time following account creation, is stored and passed to the college as part of the full submitted application. Most of the fields captured during the account creation process are stored in the user's account Profile and may be used for Account Recovery, while a few other system-generated fields may be stored in the database but not passed to the college via the integrated application.

### Field Population

There are two ways that data fields auto-populate (auto-fill) to the CCCApply Standard and/or Noncredit applications. These are:

- **Auto-fill Account Profile Information:** OpenCCC Account data that auto-populates every CCCApply Standard and/or Noncredit application submitted by the applicant
- **Auto-fill Previous Submitted Application Data:** Conditional field population of a second or a subsequent submitted application (the applicant opts-in to copy previously submitted application data into a new application)



## Auto-Fill of Account Profile Information

At the time of application submission, the following *OpenCCC Account* data fields will always auto-fill to the CCCApply application and will be included in the complete submitted application:

CCCID

First Name

Middle Name

Last Name

Preferred Name

Email Address

Birthdate

Phone Number (Mainphone)

No Permanent Address: Homeless

Permanent Address: Country

Permanent Address: Street Address 1 and 2

Permanent Address: City

Permanent Address: State/Province

Permanent Address: Postal code/Zip Code

**Note:** *Current Mailing Address fields can be populated from the applicant's current Permanent Address data fields from their OpenCCC Account by selecting the check box in the application that indicates the addresses are the same.*

## Auto-Fill of Previously Submitted Application Data

When an applicant has previously completed and submitted one or more CCCApply Standard and/or Noncredit applications, he/she can have their previous responses auto filled into the new application of the same type **if the application is submitted within two years of the current date**.

Previously submitted application data *cannot* be used for auto-population in the following cases:

- the last most recent application is over two years old from the current date
- the last and only application was left in-progress and was never submitted

By default, the system will auto-fill select application data from the most recent submitted application. However, the user can opt-out of field autofill at any time by selecting "Autofill" from the header menu in their **My Applications** page.

Auto-population of previously submitted application data provides the following functionality:

- The applicant can choose to change/edit any of the auto-filled fields even if they selected Yes for auto-fill.
- Auto-filled fields in the new application will display the most recent previous application responses, and will appear in blue highlighting.
- The following types of fields will not auto-fill at any time, even if the applicant elects auto-population:
  - o Residency determination-related fields
  - o Supplemental questions fields
  - o AB620 data (Gender section)
- When the applicant either tabs past the auto-filled field or edits or clicks the **Save** or **Continue** button within an application, the auto-filled values are treated as "verified" by the system and the blue highlighting no longer displays.

**Note:** *If the applicant tabs past a field, then navigates to a different page in the application without clicking **Save** first, when they return to that page the blue highlighting will display again for the auto filled field that was tabbed past. When you save the application and resume it later, auto-filled questions not verified initially will continue to display in blue highlighting.*

### Auto-Fill by Application Section

The following list of fields by tab (or page) indicate which fields do or do not auto-fill when the applicant opts-in (chooses Yes) to field auto population (auto-fill).

Tab/ Page / Section	Fields that do/don't auto-fill in <b>Standard App</b>	Fields that do/don't auto-fill in <b>Noncredit App</b>
Enrollment	No fields on this page auto-fill values	No fields on this page auto-fill values
Profile	<p><b>Previous/Other Name</b> fields <i>do not</i> auto-fill from legacy OpenCCC account system.</p> <p>If the applicant's <b>SSN/TIN</b> response (ssn = Yes) is already stored in the CCCApply submitted application database (from a previously submitted application) the SSN/TIN &lt;ssn&gt; field(s) WILL auto-fill in the Social Security Number question in the Standard Application only. Otherwise the SSN fields <i>do not</i> auto-fill.</p> <p><b>Parent/Guardian Information</b> fields do not currently auto-fill previous response values.</p> <p>All the <b>Current Mailing Address</b> fields on this page may auto-fill values.</p>	<p><b>Previous/Other Name</b> fields <i>do not</i> currently auto-fill values.</p> <p><b>Parent/Guardian Information</b> do not currently auto-fill values.</p> <p>All the <b>Current Mailing Address</b> fields on this page may auto-fill values</p>
Education	These fields <i>do not</i> auto-fill (all other fields do): College Enrollment Status High School Education field group	These fields <i>do not</i> auto-fill (all other fields do): College Enrollment Status High School Education field group
Citizenship & Immigration / Military	These fields <i>do not</i> auto-fill: Citizenship Status U.S. Military/Dependent of Military field group	These questions <i>do not</i> display in the Noncredit application; therefore, these fields do not auto-fill in any new application
Residency	No fields on this page auto-fill values	No fields on this page auto-fill values
Needs & Interests	All fields on this tab auto-fill values	If applicable, all fields on this tab auto-fill values
Demographic Information	These fields <i>do not</i> auto-fill (all other fields do): Sexual Orientation field Transgender field	These fields <i>do not</i> auto-fill (all other fields do): Sexual Orientation field Transgender field
Supplemental Questions	No fields on this page auto-fill values (Optional page, implemented by the college)	No fields on this page auto-fill values (Optional page, implemented by the college)
Review, Consent, Submission	No fields on this page auto-fill values	No fields on this page auto-fill values

The Account data fields listed below are **no longer** collected in the OpenCCC Account system for new accounts and will no longer auto-fill in the new Account Information section on the **My Applications** page or for previously submitted applications. These fields are now collected within the CCCApply Standard & Noncredit Application during completion of the application.

- Previous/Other First Name
- Previous/Other Middle Name

- Previous/Other Last Name
- SSN
- SSN Type
- No SSN
- SSN Exception

**USPS Address verification:** All US addresses in the CCCApply application are validated using the USPS address validation system. This includes the addresses collected in the OpenCCC Account Creation or Edit Account processes.

## Data Delivery & Reporting

Submitted application data is made available to your college via automated data delivery (*SuperGlue for Apply*). Real-time application data is also available in the CCCApply Report Center and to authorized staff and administrators in the CCC Data Warehouse Report Server.

**Note:** Data downloads via the CCCApply Download Client will be supported through June 30, 2023. End-of-Life information is available on the CCCApply Public Documentation website: <https://cccnex.tjira.com/wiki/spaces/PD/overview?homepageId=60227623>

## Changes to Data Elements

The data elements in this Data Dictionary are subject to change with the implementation of release hot-fixes and version updates. Data fields, values, questions, and response options may be added, modified, and/or deprecated across the application user interface and storage at any time. All changes that correspond to this version of this document are in the Version Change Log appendix at the end of this document.

## Data Element Tables

In addition to system-generated data fields and functionality, many of the data elements are defined in the order in which they appear to the applicant, with back-end and hidden data elements presented where logically appropriate.

### Data Formats

The tables in this document represent the data values stored in the formats described in this data specification and should correspond to the existing formats in the CCCApply system where possible. Where data correlates to CCCCO MIS data elements, reported by colleges to the Chancellor's Office in a pre-defined format, the deliverable data must be in the MIS format.

### Format of Data Element Tables

Information about each data element is presented in a table with the following layout and contents:

Data Element Name:	The CCCApply database table and data element, in format 'table: element'.
Apply API (Glue) Name:	The format of the data element as it is delivered via the Apply API (SuperGlue for Apply) using College Adapter.
Description:	A description of what the data element represents.
Type/Format, Length:	The format (data type) and length of the data element.
Values/Response Options:	Possible values that the data element can have. When presented in the format 'X = Description', X is the stored (and delivered) value, and the description is the meaning of the value. For menus, reports, and displays, the description (perhaps edited) is used.
Storage/Usage:	Specifies data storage, usage, constraints and other security considerations.
Allows Null:	Whether the data element can be null in a submitted application.
Default:	The data element's default value, if any; most CCCApply values do not have a default. Usage: Information about how the data element is used.
Display Conditions	Indicates whether a condition must be met in order for page or field display, or validation check.
Error Validation Checking:	Page and/or field validation checks to ensure all required data submitted matches the requirements set in the various form controls.
Onscreen Label/Prompt Text:	Describes the text and language that displays to the applicant on the application interface.
Additional Onscreen Text:	Describes any supporting text or language that may display to the applicant on the interface.
Notes/Constraints:	Additional information, comments, and/or question about the data element.
Revision Log:	Information about changes made to this table.

### System Database Tables

System database tables include system-generated values that are not populated based on any field entry in the applications but are configured to auto populate the database for each application for your college.

System Variables	System variables are fields generated by the system.
Supplemental Questions Table	The Supplemental Questions page allows colleges to add its own custom questions to their application. A college may choose whether to employ a Supplemental Questions page.
Survey Table	<p>The Survey table contains the responses to the three optional form fields in the Student Satisfaction Survey, which is presented to the student after submitting a CCCApply Standard or Noncredit application. The survey is optional and appears on the same page as the Special Links &amp; Opportunities section at the end of the application process.</p> <p>Colleges can run a report on the Student Satisfaction Survey results from their applicants in the CCCApply Report Center.</p>

## College & District Information Fields

The data fields in this section are stored in the *College and District tables* in the Common Application Platform (CAP). Many of the fields are configurable and managed by the colleges in the CCCApply Administrator.

### Campaign Fields

Data Element:	campaign1, campaign2, campaign3
Description:	The campaign name that the college designated in the URL link to the CCCApply Standard application to indicate the source of the student's application. Up to three campaigns may be stored in the database.
Type/Format, Length:	varchar, 255
Values:	Text string; supported characters: a-z, A-Z, 0-9, -, _, ., ~ and %
Storage/Usage:	Provides a name that colleges can download and report on as a measure of a campaign's success.
Allows Null:	No
Default:	None
Notes:	<p>Submitted Application table.</p> <p>In order to implement the campaign feature, when you create your URL for students to link to the CCCApply application you must add the extra parameter of &amp;user1=x (where x = the name of your campaign) on to the end of the URL link. You can do this for up to three parameters, using &amp;user1=x&amp;user2=y and &amp;user3=z (where x, y and z = the names of other unique campaigns). For example, the format for implementing a URL for three campaigns would look like this:  <a href="http://www.google.com">http://www.google.com</a>  <a href="https://www.openccapply.net/ccapply-welcome?cccMisCode=231&amp;user1=x&amp;user2=y&amp;user3=z">https://www.openccapply.net/ccapply-welcome?cccMisCode=231&amp;user1=x&amp;user2=y&amp;user3=z</a></p> <p>An example of the practical implementation of this format is:  <a href="https://www.openccapply.net/ccapply-welcome?cccMisCode=231&amp;user1=collegeIntroPage&amp;user2=advertOnGoogle&amp;user3=advertOnGoodMorningAmerica">https://www.openccapply.net/ccapply-welcome?cccMisCode=231&amp;user1=collegeIntroPage&amp;user2=advertOnGoogle&amp;user3=advertOnGoodMorningAmerica</a></p> <p>DELIVERED FIELD.</p>

## College ID

Data Element:	college_id
Description:	The CCCCO MIS identification code for the California Community College.
Type/Format, Length:	bpchar, 3
Values:	3-digit code
Storage/Usage:	Pulled from table of COMIS college ID codes. System field: Required and non-configurable.
Allows Null:	No
Default:	None
Notes:	DELIVERED FIELD. College table.

## College Name

Data Element:	college_name
Description:	Name of college student is applying to.
Type/Format, Length:	varchar, 50
Values:	Text string
Storage/Usage:	Displayed in many places in the online application process.
Allows Null:	No
Default:	None
Notes:	DELIVERED FIELD. College table. Required and customizable.

## College Address: Street

Data Element:	college: streetaddress1, streetaddress2
Description:	Street address for the college, in two lines.
Type/Format, Length:	Each: varchar, 50
Values:	Text strings
Storage/Usage:	Displayed on Application Confirmation page. This field can be customized in the Administrator to appear in the CCCApply application.

	Values are configured on the College tab in the Administrator and stored in the College table. Required.
Allows Null:	streetaddress1 – No - streetaddress2 - Yes
Default:	None
Notes:	NOT A DELIVERED FIELD. Stored in the College table.

## College Address: City

Data Element:	college: city
Description:	City portion of college's address
Type/Format, Length:	varchar, 50
Values:	Text string
Storage/Usage:	Displayed on Application Confirmation page. Required and customizable.
Allows Null:	No
Default:	None
Notes:	NOT A DELIVERED FIELD. State is always 'CA' when address is displayed. College table.

## College Address: Zip Code

Data Element:	college: postalcode
Description:	ZIP Code portion of college's address
Type/Format, Length:	varchar, 10
Values:	Text string, 5 or 10 characters
Storage/Usage:	Displayed on Application Confirmation page. Required and customizable.
Allows Null:	No
Default:	None
Notes:	NOT A DELIVERED FIELD. Stored in the College table.

## College Website URL

Data Element:	college: url
Description:	URL for college's website
Type/Format, Length:	varchar, 50
Values:	Text string
Storage/Usage:	<p>Required. Multiple uses, including display on the Application Confirmation page and other pre-and post-submitted application emails; used in hyperlinks to college website.</p> <p>This field can be customized in the CCCApply Administrator to appear in the CCCApply application.</p> <p>Values are configured by the College in the Administrator and stored in the College table.</p>
Allows Null:	No
Default:	None
Notes/Constraints	NOT A DELIVERED FIELD. College table.

## College Admissions Office Phone Number

Data Element:	college: phone_adm
Description:	Phone number for college's Admission Office
Type/Format, Length:	varchar, 14
Values:	Text string
Storage/Usage:	<p>Displayed on the Application Confirmation page.</p> <p>This field can be customized in the CCCApply Administrator to appear in the CCCApply applications.</p> <p>Values are configured by the College in the CCCApply Administrator and stored in the College table.</p> <p>Not required.</p>
Allows Null:	No
Default:	None
Notes:	NOT A DELIVERED FIELD. Stored in the College table.

## College Admissions Office Email Address

Data Element:	college: email_adm
Description:	Email address for college's Admission office



Type/Format, Length:	varchar, 50
Values:	Text string
Storage/Usage:	<p>Displayed on Application Confirmation page.</p> <p>This field can be customized in the Administrator to appear in the CCCApply application.</p> <p>Values are configured on the College tab in the Administrator and stored in the College table. Not required.</p>
Allows Null:	No
Default:	None
Notes:	NOT A DELIVERED FIELD. College table.

## College Redirect URL

Data Element:	college: redirect_url
Description:	<p>The URL the college wants the student's browser to open a new tab for and navigate to upon application submission (Sign Out &amp; Finish button).</p> <p>Note: This field is not fully supported can only be implemented upon special request/permission by contacting the CCCApply Product Manager. This is not a delivered data field.</p>
Type/Format, Length:	Varchar
Values:	Valid web site URL.
Storage/Usage:	Sends student's web browser focus to a college-specific URL upon application submission to encourage a more seamless experience.
Allows Null:	Yes
Default:	Null
Notes:	NOT A DELIVERED FIELD. College table.

## District ID

Data Element:	district_id
Description:	The CCCCO MIS identification code for the college's District.
Type/Format, Length:	bpchar, 3
Values:	3-digit code

Storage/Usage:	Identifies a particular CCC District based on the system's table of COMIS district ID codes. System field: required and non-configurable.
Allows Null:	No
Default:	None
Notes:	NOT A DELIVERED FIELD.

## District Name

Data Element:	district_name
Description:	Name of the CCC district.
Type/Format, Length:	varchar, 50
Values:	Text string
Storage/Usage:	Used to identify the college district by the Help Desk for student support and account recovery. Required and customizable.
Allows Null:	No
Default:	None
Notes:	DELIVERED FIELD. District table.

## District Address: Street

Data Element:	district: streetaddress1, streetaddress2
Description:	Street address for the District office, in two lines.
Type/Format, Length:	Each: varchar, 50
Values:	Text strings
Storage/Usage:	This field can be customized in the Administrator to appear in the CCCApply application. Values are configured on the District tab in the Administrator and stored in the District table. Required and customizable.
Allows Null:	streetaddress1 – No, streetaddress2 - Yes
Default:	None
Notes:	NOT A DELIVERED FIELD. District table.

## District Address: City

Data Element:	district: city
Description:	City portion of district office's address
Type/Format, Length:	varchar, 50
Values:	Text string
Storage/Usage:	Currently no use is defined. Required and customizable.
Allows Null:	No
Default:	None
Notes:	NOT A DELIVERED FIELD. State is always 'CA'. District table.

## District Address: Zip Code

Data Element:	district: postalcode
Description:	ZIP Code portion of district office's address.
Type/Format, Length:	varchar, 10
Values:	Text string, 5 or 10 characters
Storage/Usage:	Required and customizable.
Allows Null:	No
Default:	None
Notes:	NOT A DELIVERED FIELD. District table.

## District Website URL

Data Element:	district: url
Description:	URL for district's website
Type/Format, Length:	varchar, 50
Values:	Text string
Storage/Usage:	This field can be customized in the Administrator to appear in the CCCApply application. Values are configured on the District tab in the Administrator and stored in the District table.

	Required and customizable.
Allows Null:	Yes
Default:	None
Notes:	NOT A DELIVERED FIELD. District table.

## District Phone Number

Data Element:	district: phone_adm
Description:	Phone number for district
Type/Format, Length:	varchar, 14
Values:	Text string
Storage/Usage:	This field can be customized in the Administrator to appear in the CCCApply application. Values are configured on the District tab in the Administrator and stored in the District table. Required and customizable.
Allows Null:	No
Default:	None
Notes:	NOT A DELIVERED FIELD. District table.

## Major Start Date

Data Element:	major: date_start
Description:	Date when this major will be available for selection by an applicant.
Type/Format, Length:	date, 13
Values:	Date input by (or provided by) the college
Allows Null:	No
Default:	Date when this major is added to Major Table
Storage/Usage:	For a Major to appear in the Major/Program of Study menu, the current date must be between 'major:date_start' and 'major:date_end' (inclusive).
Notes:	NOT A DELIVERED FIELD. Major table.

## Major End Date

Data Element:	major: date_end
Description:	Date after which this major will not be available for selection by an applicant.
Type/Format, Length:	date, 13
Values:	Date input by (or provided by) the college in the Majors module of the Administrator.
Allows Null:	No
Default:	Some future date that is effectively not an end date: e.g., 1/1/2099
Storage/Usage:	For a Major to appear in the Intended Major menu, the current date must be between 'major: date_start' and 'major: date_end' (inclusive).
Notes:	NOT A DELIVERED FIELD. Major table.

## Award Type

Data Element:	major: award_type																											
Description:	Optional description referencing the Award Type of your custom major or program of study.																											
Type/Format, Length:	Character (1)																											
Values:	<p>Award type values that appear in the Award Type [menu]:</p> <table border="1"> <thead> <tr> <th>Char (1)</th> <th>Value</th> <th>Description</th> </tr> </thead> <tbody> <tr> <td>1</td> <td>= AA_degree</td> <td>Associate of Arts degree</td> </tr> <tr> <td>2</td> <td>= AS_degree</td> <td>Associate of Science degree</td> </tr> <tr> <td>3</td> <td>= Certificate</td> <td>Certificate of Study</td> </tr> <tr> <td>4</td> <td>= Other</td> <td>None / Other Award Type</td> </tr> <tr> <td>5</td> <td>= AA-T_degree</td> <td>Associate of Arts degree for Transfer</td> </tr> <tr> <td>6</td> <td>= AS-T_degree</td> <td>Associate of Science degree for Transfer</td> </tr> <tr> <td>Y</td> <td>= BA_degree</td> <td>Baccalaureate of Arts (BA) degree</td> </tr> <tr> <td>Z</td> <td>= BS_degree</td> <td>Baccalaureate of Science (BS) degree</td> </tr> </tbody> </table>	Char (1)	Value	Description	1	= AA_degree	Associate of Arts degree	2	= AS_degree	Associate of Science degree	3	= Certificate	Certificate of Study	4	= Other	None / Other Award Type	5	= AA-T_degree	Associate of Arts degree for Transfer	6	= AS-T_degree	Associate of Science degree for Transfer	Y	= BA_degree	Baccalaureate of Arts (BA) degree	Z	= BS_degree	Baccalaureate of Science (BS) degree
Char (1)	Value	Description																										
1	= AA_degree	Associate of Arts degree																										
2	= AS_degree	Associate of Science degree																										
3	= Certificate	Certificate of Study																										
4	= Other	None / Other Award Type																										
5	= AA-T_degree	Associate of Arts degree for Transfer																										
6	= AS-T_degree	Associate of Science degree for Transfer																										
Y	= BA_degree	Baccalaureate of Arts (BA) degree																										
Z	= BS_degree	Baccalaureate of Science (BS) degree																										
Allows Null:	No																											
Default:																												
Storage/Usage:	Required to be populated in the <i>Majors</i> table in the CCCApply Administrator; however, <b>these values do not display in the application to the user.</b>																											
Notes:	NOT A DELIVERED FIELD. Major table.																											

## CIP Code

Data Element:	cip_code
Description:	Optional field that can be populated by the college in the CCCApply Administrator to identify the major's CIP code.
Type/Format, Length:	character, 6
Values:	
Allows Null:	Yes
Default:	
Storage/Usage:	
Notes:	DELIVERABLE. Major table. For implementation support, please see the CCCApply Administrator 2.0 User Guide.

## Program Control Number

Data Element:	major: program_control_number
Description:	Optional field that can be populated by the college in the CCCApply Administrator. Used to identify the unique code for every major from Chancellor's office.
Type/Format, Length:	Character (5)
Values:	From CO
Allows Null:	Yes
Default:	
Storage/Usage:	
Notes:	NOT A DELIVERABLE FIELD. Currently, this field is not required. May be used to identify CCCC Program Control Number. Major table. For implementation support, please see the CCCApply Administrator 2.0 User Guide.

## TOP Code

Data Element:	major: top_code
Description:	<i>Optional</i> field that college can populate in the CCCApply Administrator to identify CCCC TOP Code.
Type/Format, Length:	Character (6)

Values:	From CO
Allows Null:	Yes
Default:	
Storage/Usage:	
Notes:	NOT A DELIVERABLE FIELD. Major table. For implementation support, please see the <i>CCCApply Administrator 2.0 User Guide</i> .

## Account Data Fields in CCCApply Applications

The tables in this section specify the fields that are populated with OpenCCC Account Information.

### California Community College ID

Data Element:	ccc_id
Apply API (Glue)	cccid
Description:	The user's unique CCCID for Federated Identity. The unique identifier for a single user's account. This identifier is assigned during account creation in OpenCCC.
Type/Format, Length:	VarChar 8
Values/Response Options:	The format of the ccc_id is: Positions 1 - 3: AAA thru ZZZ (Sequentially assigned beginning with AAA) Positions 4 – 7: 0001 thru 9999 (Sequentially assigned beginning with 0001 for each value in positions 1-3) Position 8: For future expansion if all values become exhausted. Note: In positions 1-3, "I" and "O" are not used to avoid confusion with "0" and "1".
Allows Null:	No. This is a system assigned field and is not entered by the user.
Default:	System assigned.
Storage/Usage:	Populates the CCCApply applications from the applicant's OpenCCC Account at the time of submission.
Notes/Constraints:	System-generated unique identifier. System will support expansion of CCCID to 8 characters (XXXXNNNN).  This field is passed as part of a submitted application to each college and is stored in the college Student Information System (SIS). This field can be used for student authentication when a student signs in at a college. It can be passed as an attribute to student statewide services so the service can verify the student has an OpenCCC account and perform automatic sign in. This field will also be passed as an MIS field.

### Accepted Terms of Use

Data Element:	accepted_terms
Apply API (Glue):	acceptedTerms



Description:	Acknowledgment by the user of acceptance of the OpenCCC student account Terms of Use.
Type/Format, Length:	Boolean
Values /Response Options:	True / False
Conditions	If email address is verified during account creation, then display the terms disclaimer that pertains to contact by email. If mobile phone is verified during account creation, then display the terms disclaimer that pertains to contact by phone and/or text message.
Allows Null:	No
Default:	Default = True
Storage/Usage:	Stored with date and timestamp in database at time of account creation.
Error Validation Checking:	Required response; else error message, <i>"You must agree to the Terms of Use."</i> ES: <i>"Debe aceptar los Términos de uso."</i>
Onscreen Label/Prompt Text:	Acknowledge Terms of Use [ checkbox ] (Email): <i>"I agree to the <u>Terms of Use</u> and to receive emails at any email address I have provided or may provide in the future, from any entity associated with my application process, including but not limited to my designated schools and programs."</i> (Mobile phone): <i>"I agree to the <u>Terms of Use</u> and to receive calls and/or texts and emails at any phone number and/or email I have provided or may provide in the future, including any wireless number, from any entity associated with my application process, including but not limited to my designated schools and programs."</i>
Notes/Constraints:	Terms of Use URL: <a href="https://www.cccmypath.org/uPortal/p/terms-use/max/render.uP">https://www.cccmypath.org/uPortal/p/terms-use/max/render.uP</a> DELIVERED via SuperGlue for Apply.

## Accepted Terms Timestamp

Data Element:	accepted_terms_timestamp
Apply API (Glue):	acceptedTermsTimestamp
Description:	Date and time of user's acceptance of the Terms of Use.
Type/Format, Length:	date timestamp with time zone
Allows Null:	No
Default:	
Storage/Usage:	Stored with <accepted_terms> at time of account creation. SuperGlue delivery only.
Notes/Constraints:	DELIVERED via SuperGlue for Apply.

## Address Validation Override

Data Element:	address_validation_override
Apply API (Glue):	addressValidationOverride
Description:	Indicates that the USPS address validation service. does not recognize the address as provided by the user and has suggested an alternative to the user.
Type/Format, Length:	VarChar 20
Values/Response Options:	True / False
Allows Null	Yes
Default	
Storage/Usage:	If no suggested address is returned by the USPS address validation service, a null value is stored. Address override is stored as True or False.
Error Validation Checking:	<p>IF user accepts a USPS “suggested address” displayed, then &lt;addressValidationOverride&gt; is stored as <i>True</i>; otherwise it is stored as <i>False</i>.</p> <p>If USPS address validation returns a notice of Invalid address, then user must override the response (True) or return to the address fields and edit their entry (False).</p>
Onscreen Label/Prompt Text	<p>Invalid Address message box:            “We are unable to validate your address with the USPS Postal Service. Please review the address below and review or edit.”            [Button] “I verify my address”            [Button] “Edit my address”</p> <p>Very Address message box:            “To ensure an accurate address we suggest the one below. Would you like to use the suggested address?”            [Button] “Yes”            [Button] “No”</p>
Additional Onscreen Text	For a <i>Suggested Address</i> : “To ensure an accurate address we suggest the one below. Would you like to use the suggested address?”
Notes/Constraints:	<p>After all required address fields have been entered in the Contact Information section of the Account Profile, the <b>USPS address verification service is run</b> to check if the address exists, and whether the address meets USPS address standards.</p> <p>Indicates that the user has accepted an address alternative provided by the USPS address validation service does not recognize the address as provided by the user and has suggested an alternative to the user.</p> <p>DELIVERED via SuperGlue for Apply.</p>

## Address Validation Override Timestamp

Data Element	address_validation_override_timestamp
Apply API (Glue):	addressValidationOverrideTimestamp
Description	Date and time that the user chose to override a suggested address that meets USPS format, or s of the address validation override.
Type/Format, Length	date and time with time zone
Values/Response Options	
Storage/Usage	Stored with <address_validation_override> at time of account creation. SuperGlue delivery only.
Allows Null	Yes
Notes/Constraints	DELIVERED via SuperGlue for Apply.

## Date of Birth

Data Element:	birthdate
Apply API (Glue):	birthdate
Description:	User's date of birth.
Type/Format, Length:	date, 10 Provided in this format: yyyy-mm-dd
Values/Response Options:	Valid date
Allows Null:	No
Default:	None
Storage/Usage:	<p><i>Storage:</i> Stored in database (with leading zeros as appropriate) for use in auto-population. Included in Account Profile.</p> <p><i>Usage:</i> Birthdate is used in the admission application to calculate age, to identify applicants who are too young to transact business online per COPPA (Child Online Privacy Protection Act —under age 13), and to identify minors for residency calculation and collection of parent or guardian contact information. OCR acknowledges that collection of birth date is allowed under California State law.</p> <p>For residency and minor identification, the applicant's age is calculated as of the day before the term_start date &lt;ResidencyDeterminationDate&gt;.</p> <p>Used for residency and minor identification, the applicant's age is calculated as of the day before term_start date &lt;ResidencyDeterminationDate&gt;.</p>
Error Validation Checking:	<p><i>Date of birth</i> is required; else error message, "Valid date of birth is required."</p> <p><i>Confirm date of birth</i> is required; else error message, "Valid Confirm Date of Birth is required."</p> <p>Both entries must match exactly; else error message, "Date of Birth entries do not match." (ES: "Las entradas de la fecha de nacimiento no coinciden.")</p>

	<p>Must be a valid date ('dd' must be appropriate for 'mm' and 'yyyy', for example, 02/29/2009 would not be a valid date); else error message, "Invalid date. Please enter the date in the format MM/DD/YYYY."</p> <p>Date must be after 01/01/1901; else error message, "Must be on or after 01/01/1901."</p> <p>Date must be before &lt;current_date&gt;; else error message, "Must be before &lt;current_date&gt;."</p> <p>Must not edit or update birthdate and full legal name at the same time; else error message, "Do not update your name (first, middle or last) and birth date at the same time."</p> <p>ES: "No actualice su Nombre (primer, segundo o apellido) y fecha de nacimiento a la mismo tiempo."</p>
Onscreen Label/Prompt Text	<p>"Please enter your birth date".</p> <p>Date of Birth* [textbox + calendar widget] (ES: "Fecha de Nacimiento")</p> <p>Confirm Date of Birth* [textbox + calendar widget] (ES: "Confirmar fecha de nacimiento")</p>
MIS Correlation:	MIS DED SB03
Notes/Constraints:	<p>Birthdate is sensitive information protected by federal law and the Office of Civil Rights (with regards to age discrimination). Any change to the text, prompt, access, or transmission of this data item must be approved by the Legal Counsel of the CCC Chancellor's Office and the Office of Civil Rights.</p> <p>Date of birth information may not be provided to staff in the capacity of making a decision to admit an applicant until after the applicant is admitted—that is, uniformly enabled to register for classes.</p> <p>Users cannot change their legal name and date of birth at the same time to ensure two or more users cannot share an account (prevent duplicate accounts).</p> <p>OCR acknowledges that collection of date of birth is allowed under California State law.</p>

## Email Address

Data Element	email
Apply API (Glue):	email
Description	User's email address.
Type/Format, Length	Character varying, 254 Two fields; each up to 254 characters, alphanumeric plus '@' and '.'
Values/Response Options	Text string in valid email address format.
Allows Null	No
Default	No
Storage/Usage	Used in account creation as a method to verify identity. Can be set as the user's preferred method of contact by the California Community Colleges or an authorized partner. Only one field is stored in database. Included in Edit Account Profile.

Input Controls	Must contain one '@' symbol and one "." (the "@" symbol cannot be the first character).
Error Validation Checking	<p>Required user response. Must be unique.  <i>Email address and Confirm Email inputs must be identical and must meet validation checks; else error message, "Your Email Address is invalid or absent. You must enter a valid Email Address".</i></p> <p><b>Create Account:</b>                      Required response else error message: "Email address is required."                      (ES: "Se requiere Correo Electrónico.")</p> <p>Must meet validation check; else error message, "Please enter a valid email address." (ES: "Por favor, introduzca una dirección de correo electrónico válida.")</p> <p>Must be unique; else error message: "Your email address is already in use. Please enter a different Email Address."</p> <p><b>Sign In:</b>                      Required response unless mobile phone number is entered; else error message, "Email or mobile phone required." (ES: Se requiere correo electrónico o teléfono móvil.)</p> <p>Must meet validation check; else error message, "Your mobile number, email or password is not recognized by our system. Need Help? <a href="#">Contact Support</a>"                      ES: "Nuestro sistema no reconoce su número de teléfono móvil, correo electrónico o contraseña."</p> <p><b>Legacy User Sign In:</b>                      Email address must be unique and meet format validation checks; else error message, "Your Email address is already in use. Please enter a different Email address, or contact a support representative."</p>
Onscreen Label/Prompt Text	<p><b>Create &amp; Verify Account:</b>                      Email [textbox]</p> <p><b>Create Account (Contact Information):</b>                      Email Address [textbox]                      Confirm Email Address [textbox]</p> <p><b>Sign In:</b> Email or mobile phone* [textbox]</p>
Additional Onscreen Text	<p>"Enter your email address to begin creating your California Community Colleges student account. You will receive a code via email to verify your identity and keep your account secure.                      ES: "Entra tu dirección de correo electrónico para comenzar a crear su cuenta. Recibirás un código a través de correo electrónico para verificar su identidad y mantener su cuenta segura."</p>
Notes/Constraints	<p>A valid email address is required from each user and must be unique.</p> <p>If the email address is verified during account creation, the system will pre-populate the &lt;email&gt; field in the <i>Contact Information</i> section and it doesn't need to be entered again in Confirm Email). The pre-populated field will be disabled to prevent edits until the account creation process is complete.</p> <p>Edits or changes to Email Address must go through verification process again.</p> <p>If a mobile phone is verified during account creation, the user is required to enter their Email address on the Contact Information page; else error message, "Your Email Address is invalid or absent. You must enter a valid Email Address."</p> <p>DELIVERED via SuperGlue for Apply.</p>

## Email Verified

Data Element:	email_verified
---------------	----------------

Apply API (Glue):	emailVerified
Description:	Indicates that a valid email address has been verified with security code.
Type/Format, Length:	Boolean
Values /Response Options:	True / False
Allows Null:	
Storage/Usage:	Value stored in Account database with timestamp.
Additional Onscreen Text:	Email verified ES: Correo Electrónico ha sido Verificado
Notes/Constraints:	If email address has been verified, an asterisk is displayed on the Email field label in the user's Account Profile. At least one method of contact must be verified. DELIVERED via SuperGlue for Apply.

## Email Verified Timestamp

Data Element:	email_verified_timestamp
Apply API (Glue):	emailVerifiedTimestamp
Description:	Date and time of the verification of user's email address.
Type/Format, Length:	date timestamp with time zone
Allows Null:	
Storage/Usage:	Stored with <email_verified> at time of account creation.
Notes/Constraints:	DELIVERED via SuperGlue for Apply.

## Legal First Name

Data Element:	firstname
Apply API (Glue):	firstname
Description:	User's first name used on legal documents.
Type/Format, Length:	VarChar, 50 (extended character set, allowing hyphens, letters with diacritical marks or accents, etc.)
Values/Response Options:	Text, string case; may be null.
Allows Null:	Yes

Default:	None
Storage/Usage:	Stored for use in auto-population.
Error Validation Checking:	Optional response. May not be changed at same time as birthdate (i.e., during the same 'Save'); else error message, "Do not update your name (first, middle or last) and birth date at the same time." (ES: No actualice su Nombre (primer, segundo o apellido) y fecha de nacimiento a la mismo tiempo.)
Onscreen Label/Prompt Text:	Legal First Name [textbox] ES: Nombre legal [textbox]
Notes/Constraints:	CO MIS field SB31.

## Legal Last Name

Data Element:	lastname
Apply API (Glue):	lastname
Description:	User's last name used on legal documents.
Type/Format, Length:	VarChar 50 (extended character set, allowing hyphens, letters with diacritical marks or accents, etc.)
Values/Response Options:	Text string; may be null
Allows Null:	No
Default:	None
Storage/Usage:	Stored in database for use in auto-population.
Error Validation Checking:	Required response; else error message, "Legal last name required." (ES: "Se requiere el apellido legal.") May not be changed at same time as birthdate (i.e., during the same 'Save'); else error message, "Do not update your name (first, middle or last) and birth date at the same time." (ES: No actualice su Nombre (primer, segundo o apellido) y fecha de nacimiento a la mismo tiempo.)
Onscreen Label/Prompt Text:	Legal Last Name [textbox] ES: Apellido legal [textbox]
Notes/Constraints:	CO MIS DED SB32

## Legal Middle Name

Data Element:	middlename
Apply API (Glue):	middlename
Description:	User's middle name used on legal documents.
Type/Format, Length:	VarChar, 50 (extended character set, allowing hyphens, letters with diacritical marks or accents, etc.)
Values/Response Options:	Text string; may be null
Allows Null:	Yes
Default:	None
Storage/Usage:	Stored for use in auto-population.
Error Validation Checking:	Optional response. May not be changed at same time as birthdate (i.e., during the same 'Save'); else error message, "Do not update your name (first, middle or last) and birth date at the same time." (ES: No actualice su Nombre (primer, segundo o apellido) y fecha de nacimiento a la mismo tiempo.)
Onscreen Label/Prompt Text:	Legal Middle Name [textbox] ES: Segundo nombre legal [textbox]
Notes/Constraints:	CO MIS field SB31.

## No Permanent Address Homeless

Data Element	no_perm_address_homeless
Apply API (Glue):	noPermAddressHomeless
Description	User indicates whether or not they have no permanent address because they are currently homeless.
Type/Format, Length	Boolean
Values/Response Options	True/False
Display Conditions	Always displays.
Allows Null?	No
Default	No



Storage/Usage	Stored for use in auto-population.
Error Validation Checking	<p>Required user response, else error message: “Are you currently homeless?” is required. ES: “Está actualmente sin vivienda es requerido.”</p> <p>If Yes, then do not display permanent address fields on screen and disable address validations. If No, display “Country” field and require a response. If displayed, “United States” will appear as the default response option.</p> <p>If Yes, then display optional checkbox question, "I have no current mailing address because I am currently homeless" in the Current Mailing section (Profile page) in CCCApply applications; else do NOT display checkbox question.</p> <p>If Yes, then set default value to “Yes” in “Homeless Youth” question on Residency page in CCCApply Standard application (Note: &lt;homeless_youth&gt; doesn’t appear in the Noncredit workflow).</p> <p>IF No, then clear values in &lt;homeless_youth&gt; question in Standard app (no default value is set).</p>
Onscreen Label/Prompt Text:	<p>Yes [radio button] No [radio button] “Are you currently homeless?” ES: Si [radio button] No [radio button] “¿Está sin hogar actualmente?”</p>
Notes/Constraints	

## Permanent Address: Country

Data Element	<p>perm_country perm_addr_country (International application) country (CC Promise Grant applications)</p>
Apply API (Glue):	permCountry
Description	Country portion of the user’s permanent address.
Type/Format, Length	Char, 2
Values/Response Options	US or other two-character ISO country code. See: <a href="https://www.iso.org/obp/ui/#search">https://www.iso.org/obp/ui/#search</a> .
Display Conditions	Does not display if “Are you currently homeless?” = Yes.
Allow Null	No
Default	No
Storage/Usage	Stored in database for use in auto-population.
Error Validation Checking	Required response when “Are you currently homeless?” = No; else error message, “Country is required.”
Onscreen Label/Prompt Text	Country [menu]
Notes/Constraints	The Country field value is used in determining the U.S or non-U.S. residency for the applicant.

## Permanent Address: Street1 and Street2

Data Element:	perm_streetaddress1 perm_streetaddress2
Apply API (Glue):	permStreetaddress1 permStreetaddress2
Description:	Street portions of user's permanent address.
Type/Format:	Varchar, 50
Values/Response Options:	Two text strings; second may be null
Allows Null:	No, if displayed (streetaddress1) Yes, always (streetaddress2)
Default	No
Storage/Usage:	Stored in database for use in auto-population.
Conditions	Does not display if "Are you currently homeless?" = Yes.
Error Validation Checking:	Response required for Street Address 1; else error message, "You must provide your street address." System will attempt to validate the street address using USPS Address Validation. If the address provided is not recognized, the address validation override message is displayed.
Onscreen Label/Prompt Text:	Street Address [text fields] Street Address 2 [text fields]
Notes/Constraints	

## Permanent Address: City

Data Element	perm_city
Apply API (Glue):	permCity
Description	City portion of the user's permanent address.
Type/Format, Length	VarChar, 50

Values/Response Options	Text string
Allow Null	No
Default	No
Storage/Usage	Stored in database for use in auto-population.
Conditions	Does not display if “Are you currently homeless” = Yes.
Error Validation Checking	Required user response; else error message, “City is required.”
Onscreen Label/Prompt Text	City [textbox]
Notes/Constraints	

## Permanent Address: State/Province

Data Element	perm_state
Apply API (Glue):	permState
Description	State/province portion of user’s permanent address.
Type/Format, Length	Char, 2
Values/Response Options	blank/null or 2-character USPS state code
Allows Null	Yes
Default	No
Storage/Usage	Stored in database for use in auto-population.
Conditions	Does not display if “Are you currently homeless” = Yes.
Error Validation Checking	Required only if <i>Country = United States (US)</i> ; else error message, “State is required.”
Onscreen Label/Prompt Text	State [textbox] (If Country = United States (US)) State/Province [textbox] (If Country is <i>NOT</i> United States)

Notes/Constraints	
-------------------	--

## Permanent Address: Non-U.S. State/Province

Data Element:	perm_nonusaprovince
Apply API (Glue):	permNonusaprovince
Description:	State/province portion of the user's <i>non</i> -U.S. permanent address.
Type/Format, Length:	Character varying (30)
Values / Response Labels:	Text string
Allows Null	Yes
Default	No
Storage/Usage	Stored in database for use in auto-population.
Conditions	Does not display if "Are you currently homeless" = Yes.
Error Validation Checking	Required response if <i>Country DOES NOT = United States (US)</i> ; else error message, "Province is required."
Onscreen Label/Prompt Text	State/Province [text box]
Notes/Constraints	

## Permanent Address: Postal Code/Zip Code

Data Element	perm_postalcode
Apply API (Glue):	permPostalcode
Description	Zip code (for U.S.) or Postal Code (if non-U.S.) portion of the user's permanent address.
Type/Format, Length	Character varying, 20 (extended character set, allowing hyphens, symbols, letters with diacritical marks or accents, etc.)

Values/Response Options	
Allows Null	No
Default	No
Storage/Usage	One field is stored. Stored in database for use in auto-population. Included in Account Profile.
Conditions	When <i>“Are you currently homeless?”</i> is Yes, THEN: Zip Code field <i>does not display</i> . Postal Code field <i>does not display</i> .
Error Validation Checking	Required response. Zip Code must not be empty if Country = United States (US); then error message, <i>“Zip code is required.”</i> Postal Code must not be empty if Country is NOT the United States (US); else error message, <i>“Postal code is required.”</i>
Onscreen Label/Prompt Text	Zip Code [textbox] (displays if <i>Country</i> = United States (US)) Postal Code [textbox] (displays if <i>Country does NOT</i> = United States (US))
Notes/Constraints	

## Permanent Address: Zip4

Data Element	perm_zip4
Apply API (Glue):	permZip4
Description	System configured. The last four digits of the user’s permanent Zip code (for U.S.) or Postal Code (if non-U.S.).
Type/Format, Length	Char 4
Allows Null	No
Default	No
Storage/Usage	Stored in database for use in auto-population.
Notes/Constraints	

## Phone Number

Data Element	mainphone
Apply API (Glue):	mainphone
Description	User's primary phone number.
Type/Format, Length	Character varying, 19
Values/Response Options	Null or Text string
Allows Null	Yes
Default	None
Storage/Usage	Used in account creation as a method to verify identity. Can be set as the user's preferred method of contact by the California Community Colleges or an authorized partner. Stored for auto-population in Edit Account Profile. Both International and Domestic phone numbers are supported.
Conditions	Always
Input Controls	International phone numbers must include a "+" in front of the country code.
Error Validation Checking	<p><b>Create Account:</b> Optional response. Must be properly formatted and meet validation check for domestic and international phone numbers; else error message, "Please enter a valid phone number" (ES: "Por favor ingrese un número de teléfono válido.")</p> <p>Must be a valid mobile phone number if used for account creation; else error message, "Preferred phone must be mobile." (ES: "El teléfono preferido debe ser móvil.")</p> <p><b>Sign In:</b> Must meet mobile number validation checks; else error message, "Please enter a valid phone number." (ES: "Por favor ingrese un número de teléfono válido.")</p> <p><b>Edit Account:</b> Must meet mobile number validation checks, else error message, "Please enter a valid phone number or remove phone type." ES: "Ingrese un número de teléfono válido o elimine el tipo de teléfono."</p>
Onscreen Label/Prompt Text	<p>Phone [textbox] "For international numbers insert + before country code" (ES: "Teléfono") (ES: "Para números internacionales ingrese + antes del código de país")</p> <p><b>Create Account (Contact Information):</b> Primary Phone Number [textbox] "For international numbers insert + before country code" (ES: "Para números internacionales ingrese + antes del código de país")</p>

	<p><b>Sign In Page:</b> Email or mobile phone* [textbox] (ES: <i>Correo electrónico o teléfono móvil*</i>)</p> <p><b>Edit Account:</b> Phone [textbox]</p>
Additional Onscreen Text	<p><b>Create Account:</b> “Enter your mobile phone number to begin creating your California Community Colleges student account. You will receive a code via text message to verify your identity and keep your account secure.” (ES: <i>“Entra tu dirección de número de teléfono móvil para comenzar a crear su CCC cuenta. Recibirás un código a través de correo electrónico para verificar su identidad y mantener su cuenta segura.”</i>)</p>
Notes/Constraints	<p><i>Phone</i> field (“mainphone” in CCCApply) now supports both domestic and international phone numbers.</p> <p>If a mobile phone is <i>Verified</i> during account creation, the system will pre-populate the <i>Phone</i> and <i>Phone Type</i> fields so they don't have to enter them again during the remainder (Step 2) of the account creation process. Both fields will be disabled to prevent edits until the account creation process is complete.</p> <p><b>Compliance with the Amazon SMS Regulations</b></p> <p>To comply with the Amazon Text regulations for sending and receiving a SMS text message and/or security-related codes via text message, the following disclaimer appears under the Primary Phone Number field. (See “Additional Onscreen Text” above.)</p> <p>“By providing your cell phone number, you consent to receiving periodic messages. Message frequency may vary. Message and data rates may apply. Text "HELP" for help. Text "STOP" to cancel.”</p> <p>(ES: <i>“Al proporcionar su número de teléfono celular, acepta recibir mensajes periódicos. La frecuencia de los mensajes puede variar. Se pueden aplicar tarifas por mensajes y datos. Envía "HELP" para obtener ayuda. Envía "STOP" para cancelar.”</i>)</p>

## Main Phone: Extension

Data Name:	mainphone_ext
Apply API (Glue):	mainphoneExt
Description:	NO LONGER IN USE Previously identified an extension for applicant’s main telephone number.
Type/Format, Length:	char, 4
Values/Response Options:	Null or numeric string; integer up to 9999
Allows Null:	Yes
Storage/Usage:	Stored in database.
Notes/Constraints:	DEPRECATED. Removed from OpenCCC Account beginning Jan 2022.

## Main Phone: Text Permission

Data Name:	mainphone_auth_txt
Apply API (Glue):	mainphoneAuthText
Description:	NO LONGER IN USE Previously identified the user's permission to send text messages to the main telephone number.
Type/Format, Length:	boolean, 1
Values/Response Options:	1 = Yes (checked) 0 = No (not checked)
Allows Null:	Yes
Storage/Usage:	Stored in database for reporting.
Notes:	DEPRECATED. Removed from OpenCCC Account beginning Jan 2022.

## Main Phone: International

Data Name:	mainphoneintl
Apply API (Glue):	mainphoneintl
Description:	NO LONGER IN USE User's international main telephone number.
Type/Format, Length:	Character varying, 25
Storage/Usage:	Stored in database for reporting.
Notes/Constraints:	DEPRECATED. See "Phone Number" for collecting international numbers.

## Second Phone Number

Data Name:	secondphone second_phone_number (CCCApply International application)
Apply API (Glue):	secondphone
Description:	NO LONGER IN USE. Previously identified the applicant's optional second telephone number.
Type/Format, Length:	10 to 14 characters, numeric plus: (nnn) nnn-nnnn
Values - Labels:	Null or text string
Storage/Usage:	Stored in database for use in reporting.
Notes:	DEPRECATED. Removed from OpenCCC Account beginning Jan 2022.



## Second Phone: Extension

Data Name:	secondphone_ext
Apply API (Glue):	secondphoneExt
Description:	NO LONGER IN USE. Previously identified the user's second telephone extension.
Type/Format, Length:	VarChar, 4
Values - Labels:	Integer up to 9999
Storage/Usage:	Stored in database for use in reporting.
Notes:	DEPRECATED. Removed from OpenCCC Account beginning Jan 2022.

## Second Phone: Text Permission

Data Name:	secondphone_auth_txt
Apply API (Glue):	secondphoneAuthText
Description:	NO LONGER IN USE Previously identified the user's permission to send text messages to their second telephone number.
Type/Format, Length:	boolean, 1
Values/Response Options:	1 = Yes (checked) 0 = No (not checked)
Allows Null:	Yes
Storage/Usage:	Stored in database for reporting.
Onscreen Prompt Text:	[Checkbox] I authorize text messages to my second telephone number and accept responsibility for any charges that result.
Notes:	DEPRECATED. See "Phone Number" for collecting international numbers.

## Second Phone: International

Data Name:	secondphoneintl
Apply API (Glue):	secondphoneintl
Description:	NO LONGER IN USE Previously identified the user's international second telephone number.
Type/Format, Length:	Character varying, 25
Storage/Usage:	Stored in database for reporting.

Notes/Constraints:	DEPRECATED. Removed from OpenCCC Account beginning Jan 2022.
--------------------	--

## Phone Number: Type

Data Element:	phone_type
Apply API (Glue):	phoneType
Description:	Type of phone number provided by the user.
Type/Format, Length:	Character varying. 10
Values /Response Options:	= Mobile = Landline
Allows Null:	Yes
Default:	Default value = Mobile If mobile phone number is used for identity verification during account creation; else no default.
Storage/Usage:	Stored in Account.
Error Validation Checking:	Must not be empty if phone number value exists; else error message, "Phone type required." ES: "Tipo de teléfono requerido."
Onscreen Label/Prompt Text	Phone Type [menu] ES: Tipo de teléfono [menu]
Additional Onscreen Text:	See "Phone Number" field for related onscreen language.
Notes/Constraints:	"Landline" phone type cannot be used for account verification. DELIVERED via SuperGlue for Apply.

## Phone Verified

Data Element:	phone_verified
Apply API (Glue):	mainphoneVerified
Description:	Indicates that the user's valid mobile phone number has been verified with a security code.
Type/Format, Length:	Boolean
Values:	True / False
Allows Null:	
Storage/Usage:	Value stored in Account database with timestamp.
Notes/Constraints:	If mobile phone number is verified, an asterisk is displayed on the Mobile Phone label in the user's Account Profile.

	At least one method of contact must be verified. DELIVERED via SuperGlue for Apply.
--	--

## Phone Verified Timestamp

Data Element:	phone_verified_timestamp
Apply API (Glue):	mainphoneVerifiedTimestamp
Description:	Date and time of the verification of user's mobile phone number.
Type/Format, Length:	date timestamp with time zone
Allows Null:	
Storage/Usage:	Stored with <phone_verified> at time of account creation.
Notes/Constraints:	DELIVERED via SuperGlue for Apply.

## Preferred Method of Contact

Data Element:	preferred_contact_method
Apply API (Glue):	preferredMethodOfContact
Description:	The user's preferred method for receiving messages (calls, text messages, and/or email messages) from entities associated with the user's application process, including but not limited to designated schools and programs.
Type/Format, Length:	Character varying 10
Values/Response Options:	= email = mobile
Allows Null:	No
Default:	Defaults to method used during account creation to verify user's identity (Email or Mobile phone).
Storage/Usage:	Only one value is stored at a time but both methods can be <b>verified</b> . User must have at least one verified method of contact. Can be updated. User selects method during account creation to verify user identity (with security code for two-factor authentication). Preferred method of contact must be verified. Preferred method can be updated after initial account creation.
Error Validation Checking:	User is Required to designate a preferred method of contact.

	<p><b>Create Account / Edit Account:</b> Preferred method selected must be verified using a valid security code; else error message, “Please select email or phone as your preferred contact method” <i>ES: “Seleccione correo electrónico o teléfono como su método de contacto preferido.”</i></p> <p>If preferred method selected is not “email”, then &lt;mainphone&gt; must be a valid mobile phone; else error message: “Preferred phone must be mobile.” <i>(ES: “El teléfono preferido debe ser móvil.”)</i></p>
Onscreen Label/Prompt Text:	Preferred Method of Contact* <i>ES: Método de contacto preferido*</i>
Additional Onscreen Text:	<p><b>Account Profile:</b> [Button] Preferred Method of Contact (<i>ES: Método de contacto preferido</i>) [Button] Make preferred (<i>ES: Hacer preferido</i>)</p>
Notes/Constraints:	<p>User must have at least one verified method of contact. Can be updated. Only one value is stored at a time, but both methods can be <b>verified</b>. User selects method during account creation to verify user identity (with security code for two-factor authentication). Preferred method of contact must be verified. Preferred method can be updated after initial account creation. DELIVERED via SuperGlue for Apply.</p>

## Preferred Name

Data Element:	preferred_name New OpenCCC 2.0 field “Preferred Name” maps to the legacy field: <preferred_firstname>.
Apply API (Glue):	preferredName
Description:	User’s full preferred name.
Type/Format, Length:	Boolean
Values / Response Options:	True/False
Allows Null	Yes
Default	
Storage/Usage:	Values entered in Preferred Name field are stored in the <preferred_firstname> field in database.
Error Validation Checking:	<p>Optional response. Must not include a combination of first + middle + last + suffix; else error message, “Preferred name cannot equal first + middle + last + suffix.” <i>(ES: “El nombre preferido no puede ser igual al primer + segundo + apellido + sufijo.”)</i></p>

Onscreen Label/Prompt Text:	Preferred Name [textbox] ES: Nombre Preferido [textbox]
Notes/Constraints:	New format implemented with OpenCCC 2.0 (Jan 2022): One, optional text field called “Preferred Name”. If user enters a preferred name, the values will populate the <preferred_firstname> (preferredFirstname) field in the downloads and/or SuperGlue for Apply.

## Preferred First Name

Data Element:	preferred_firstname New OpenCCC 2.0 field “Preferred Name” maps to this field: <preferred_firstname>.
Apply API (Glue):	preferredFirstname
Description:	User’s full preferred name.
Type/Format, Length:	VarChar, 50 (extended character set, allowing hyphens, letters with diacritical marks or accents, etc.)
Values / Response Options:	Text string
Allows Null?	Yes
Default	No
Storage/Usage:	New OpenCCC Account field “Preferred Name” maps to the legacy <preferred_firstname> field.
Error Validation Checking:	Optional response. Must not include a combination of first + middle + last + suffix; else error message, “Preferred name cannot equal first + middle + last + suffix.” (ES: “El nombre preferido no puede ser igual al primer + segundo + apellido + sufijo.”)
Onscreen Label/Prompt Text:	Preferred Name [textbox] ES: Nombre Preferido [textbox]
Notes/Constraints:	New format implemented with OpenCCC 2.0 (Jan 2022): one, optional text field called “Preferred Name”.

## Preferred Middle Name

Data Name:	preferred_middlename
------------	----------------------

Apply API (Glue):	preferredMiddlename
Description:	NO LONGER IN USE. Previously identified the applicant's preferred middle name.
Type/Format, Length:	Character varying, 50 (Extended character set, allowing hyphens, letters with diacritical marks or accents, etc.)
Values - Labels:	Text string
Allows Null	Yes
Storage/Usage:	Stored in database.
Notes/Constraints:	NO LONGER IN USE.

## Preferred Last Name

Data Name:	preferred_lastname
Apply API (Glue):	preferredLastname
Description:	NO LONGER IN USE. Previously identified the applicant's preferred last name.
Type/Format, Length:	char, 50 (Extended character set, allowing hyphens, letters with diacritical marks or accents, etc.)
Values - Labels:	Text string
Allows Null	Yes
Storage/Usage:	Stored in database for reporting.
Notes/Constraints:	NO LONGER IN USE. Removed from OpenCCC Account beginning Jan 2022.

## Password

Data Element:	Password
Apply API (Glue):	N/A
Description:	RESTRICTED FIELD. User's secure password credential used for Account sign-in and recovery.
Type/Format, Length:	VarChar, 25 Two input fields: must match and must be at least 8 characters, alphanumeric.

Values/Response Options:	text string
Allows Null:	No
Default:	
Storage/Usage:	<p>RESTRICTED. NOT AVAILABLE FOR DELIVERY OR REPORTING.</p> <p>Stored using reversible encryption scheme. Used for comparison purposes but never transmitted.</p> <p>Always masked on screen, including when typed.</p> <p>Normalized for storage and comparison so that Password is case-insensitive.</p>
Error Validation Checking:	<p>Required response; else error message, "Password required." (ES: "Se requiere contraseña.")</p> <p>Confirm Password is a required response; else error message, "Confirm Password required." (ES: "Confirme la contraseña requerida.")</p> <p>Two entries must match and must be at least 8 characters, alphanumeric; else error message, "Passwords do not match." (ES: Las contraseñas no coinciden.)</p> <p>Must meet length and format requirements; else error message, "</p> <p>Must meet all input validity checks; else error message, "Invalid password. Please follow the format in the description."</p> <p>Cannot include the &lt;username&gt; (legacy user) in the Password; else error message, "For security reasons, your Password cannot contain your Username. Please choose another Password."</p> <p>Format requirements must meet the following specifications:</p> <ul style="list-style-type: none"> <li>At least 8 characters.</li> <li>At least one uppercase letter.</li> <li>At least one lower case letter.</li> <li>At least one number.</li> <li>At least one of these special characters (!,@,#,\$,%,&amp;,*).</li> </ul> <p>Cannot contain any part of your name</p> <p>Must be a unique password each time a user resets it. Password cannot be one you have already used</p>
Online Prompt Text:	Your Password must be at least 8 characters in length, must contain upper and lowercase letters, and must have at least one number and one special character (!,@,#,\$,%,&,*). It cannot contain any part of your name.
Notes/Constraints:	<p>Restricted field. Not available for delivery or reporting.</p> <p>The password is set/saved in the database when the system creates the user/CCCID.</p> <p>The password can't contain any of the whole names in the password otherwise it would lead to too much complexity.</p>

## Suffix

Data Element:	suffiX
Apply API (Glue):	suffix
Description:	Suffix to user's legal name.

Type/Format, Length:	VarChar, 3 alphanumeric
Values/Response Options:	JR SR II III IV
Allows Null:	Yes
Default	None
Storage/Usage:	
Error Validation Checking:	Optional user response
Onscreen Label/Prompt Text:	Suffix [menu] : (Jr. Sr., I, I, III, IV)
Notes/Constraints:	

## Username

Data Element:	username
Apply API (Glue):	N/A
Description:	RESTRICTED Legacy Username credential used for account recovery.
Type/Format, Length	VarChar, 128 6 to 128 keyboard characters (ASCII 33-126: alphanumeric plus punctuation, no spaces).
Values/Response Options:	Valid alphanumeric string
Storage/Usage:	RESTRICTED. NOT AVAILABLE FOR DELIVERY OR REPORTING. Used for legacy account recovery only.
Error Validation Checking:	Must be unique (i.e., not already in use for another account); else error message: "Invalid username". Must not be blank, fewer than six characters, include spaces, or characters other than numbers, letters, or the following special characters: !#%&()*+,-./:;=?@[^_`{}~. else error message, "Invalid username."
Onscreen Label/Prompt Text:	Username [textbox] (ES: Nombre de Usuario)
Notes/Constraints:	RESTRICTED. Used for legacy account recovery only. Not available for delivery or reporting The \$,  , <, and > characters are not allowed in either the user name or password.



## Enrollment Information

The tables in this section show the fields that are populated from the Enrollment page of the CCCApply Standard and Noncredit applications.

### Term Description

Data Element:	term_description
Apply API (Glue):	termDescription
Description:	Description of the Term displayed to the user in the “Term Applying For” drop down menu in the CCCApply application.
Type/Format, Length:	varchar, 100
Values:	Text string
Allows Null:	No
Storage/Usage:	Appears in drop down menu for “Term Applying For” when the term is open. Never auto-populates.
Conditions:	Always
Field Error Check:	None
Page Error Check:	Required user response; else error message, “You must select the Term you are applying for.”
Onscreen Label/Prompt Text:	Term Applying For [menu]
Additional Text:	None
Help:	Select the term to which you are applying. All open terms for this college are listed in the drop-down menu, except those in which you may have already submitted an application. Every college has unique terms with different start and end dates. The day before the first day of each Term (start date) is the date your residency and admissions status is determined.
Notes:	College input via the CCCApply Administrator.

### Term Code

Data Element:	term_code
Apply API (Glue):	termCode
Description:	The unique identifier code for a term configured by the college in the administrator.
Type/Format, Length:	varchar, 15

Values:	Text string
Storage/Usage:	Typically, this will be what a college will want delivered as an identifier for the term applied for.
Allows Null:	No
Default:	None
Notes:	College input via the CCCApply Administrator. Important: Term code should not be edited or deleted once it is made available to students.

## Term End Date

Data Element:	term_end
Apply API (Glue):	termEnd
Description:	The last date of the Term, determined by the college and configured in the CCCApply Administrator.
Type/Format, Length:	date, 13
Values:	Date input by (or provided by) the college
Allows Null:	No
Default:	None
Storage/Usage:	
Notes:	College input via the Terms tab in the Administrator. Term table.

## Term Start Date

Data Element:	term_start
Apply API (Glue):	termStart
Description:	The first day of the Term, determined and configured by the college in the CCCApply Administrator.
Type/Format, Length:	date, 13
Values:	Date input by (or provided by) the college
Allows Null:	No
Default:	None
Storage/Usage:	Required. Used in residency determination calculations.

Notes:	College input via the Terms tab in the Administrator. Term table.
--------	---

## Educational Goal

Data Element:	edu_goal
Apply API (Glue):	eduGoal
Description:	Applicant's response to Educational Goal.
Type/Format, Length:	bpchar, 1
Values:	<p>A = Obtain an associate degree and transfer to a 4-year institution</p> <p>B = Transfer to a 4-year institution without an associate degree</p> <p>C = Obtain a 2-year associate degree without transfer</p> <p>E = Earn a career technical certificate without transfer</p> <p>F = Discover/formulate career interests, plans, goals</p> <p>G = Prepare for a new career (acquire job skills)</p> <p>H = Advance in current job/career (update job skills)</p> <p>I = Maintain certificate or license</p> <p>J = Educational development</p> <p>K = Improve basic skills</p> <p>L = Complete credits for high school diploma or GED</p> <p>M = Undecided on goal</p> <p>N = Move from noncredit coursework to credit coursework</p> <p>O = Currently enrolled 4-year college student taking community college courses to meet 4-year college requirements</p>
Allows Null:	No
Default:	None
Storage/Usage:	Stored value should be the 1-character code for the Ed Goal.
Field Error Check:	None
Page Error Check:	Required user response; else error message, "You must select your Educational Goal."
Onscreen Label/Prompt Text:	Educational Goal [menu]
Conditions:	Always
Help	Select the educational goal that best describes your reason for this application.
MIS Correlation:	Formerly MIS SB14 (2014 New SSSP MIS: Value D no longer valid.) Application table.
Notes:	MIS reporting, SB14   Student Success MIS code: SS01

Revision Log:	May 2022
---------------	----------

## Major Category

Data Element:	major_category
Apply API (Glue):	majorCategory
Description:	Optional college-defined category name used to filter the display of majors in the CCCApply Standard & International applications.
Type/Format, Length:	character varying, 100
Values:	Custom defined by the college in the CCCApply Administrator.
Allows Null:	Yes
Default:	
Storage/Usage:	Optional use. College needs to configure one or more categories in the Administrator for the question/menu to display in the application.
Onscreen Label/Prompt Text:	Major Category [menu]
Help	Select a category that best represents your intended major, degree, or program of study.
Notes:	Using this field is optional. Major categories can be added, edited or removed by the college to filter or group their list of majors that appear in the CCCApply applications. Major categories are customized by each college. For implementation support, please see the <i>CCCApply Administrator 2.0 User Guide</i> .

## Major Code

Data Element:	major_code
Apply API (Glue):	majorCode
Description:	The college's unique code for the major or program of study.
Type/Format, Length:	varchar, 30
Values:	Text string
Allows Null:	No
Default:	None
Storage/Usage:	Typically, this will be what a college will want delivered as an identifier for the major.

Notes:	Major table.
--------	--------------

## Major Description

Data Element:	major_description
Apply API (Glue):	majorDescription
Description:	The college's description for a particular major. This is what appears to the applicant in the "Intended Major or Program of Study".
Type/Format, Length:	varchar, 100
Values/Response Options:	Text string Menu consisting of 'description' fields for all active majors in the college's Major Table.
Allows Null:	No
Default:	None
Storage/Usage:	Appears in menu for Intended Major or Program of Study if major is open.
Conditions:	The major dropdown list is disabled until the term has been selected. The major dropdown should be populated based on the term selected using the following logic. Note: If the term is changed, the major list should be refreshed based on the new term and the user is required to select their major again. If term.date_start >= major.date_start OR If major.date_end null display the major in the major list, Then display the major in the major list; If term.date_start <= major.date_end; Do not display the major in the major list
Field Error Check:	None
Page Error Check:	Required user response; else error message, "You must select your Intended Major or Program of Study."
Onscreen Label/Prompt Text:	Intended Major or Program of Study [menu]
Help:	Select your intended major or program of study from the options listed.
Notes:	Major table. major_id is the key for a specific major, providing the link to major code, description, start date, etc.
Revision Log:	3.31.17

## Profile Information

### Other/Previous First Name

Data Element:	otherfirstname
Apply API (Glue):	otherfirstname
Description:	Applicant's previous/other first name.
Type/Format, Length:	char, 50 (Extended character set, allowing hyphens, letters with diacritical marks or accents, etc.)
Value/Response Options	Text string
Allows Null:	Yes
Default:	
Storage/Usage:	Stored in database for use in auto population.
Error Validation Checking:	If user selects the Yes radio button in response to "Do you have a previous legal name that was used on legal documents or education transcripts?", AND does not enter any values in either any of the Previous First Name, Previous Middle Name, or Previous Last Name fields, OR does enter a Previous Middle Name and Previous Last Name value but does not select the "I didn't have a previous first name" check box", THEN the following error message displays: "Please enter a previous first name or check the box indicating you have no previous first name."
Section Label	Previous Name "Do you have a previous legal name that was used on legal documents or education transcripts?"
Onscreen Label/Prompt Text:	Previous First Name [textbox]
Additional Text:	I didn't have a previous first name [check box]
Help:	Help icon: If you previously used a different name than your current legal name, enter your previous first name (even if it is the same as your current first name). If your previous name was a single name, enter that name as your last name and check the box indicating that you had no first name.  Help icon for the "I didn't have a first name" check box: Check this box only if your previous name did not have a first name. If you had a single name, enter the single name as your Previous Last Name.
Notes/Constraints:	Question and field moved from OpenCCC Account in to CCCApply Applications Length changed to match new CCCSO MIS first name field.
Revision Log:	Moved December 2021 (v.6.9)

## Other/Previous Name: Middle

Data Element:	othermiddlename
Apply API (Glue):	othermiddlename
Description:	Applicant's previous/other middle name.
Type/Format, Length:	char, 50 (Extended character set, allowing hyphens, letters with diacritical marks or accents, etc.)
Values/Response Options:	Text string; may be null
Allows Null:	
Default:	
Storage/Usage:	Stored in database for use in auto population.
Error Validation Checking:	Optional value, but <i>required</i> when: Previous First Name has a value, OR Previous First Name and Previous Last Name have values, UNLESS Applicant selects the "I didn't have a middle name" check box; else error message, "Please enter a previous middle name or check the box indicating you have no previous middle name."
Onscreen Label/Prompt Text:	Previous Middle Name [textbox]
Additional Text:	I didn't have a middle name [check box]
Help:	Help icon: If you previously used a different name than your current legal name, enter your previous middle name (even if it is the same as your current middle name).  Help icon for the <i>I didn't have a middle name</i> check box: Check this box only if your previous name did not have a middle name.
Notes/Constraints:	Question and field moved out of OpenCCC Account and into CCCApply Applications. Length changed to match new CCCSO MIS first name field.
Revision Log:	December 2021 (v.6.9)

## Other/Previous Name: Last

Data Element:	otherlastname
Apply API (Glue):	otherlastname
Description:	Applicant's previous/other last name.

Type/Format, Length:	char, 50 (Extended character set, allowing hyphens, letters with diacritical marks or accents, etc.)
Values/Response Options:	Text string
Allows Null:	Yes
Default:	None
Storage/Usage:	Stored in database for use in auto population.
Error Validation Checking:	Required user response if Previous First Name is entered or “no first name” box is checked; else error message, “Please enter a previous last name.”
Onscreen Label/Prompt Text:	Previous Last/Family Name [textbox]
Help:	Help icon: If you previously used a different name than your current legal name, enter your previous last name.
Notes/Constraints:	Question and field moved out of OpenCCC Account and into CCCApply Applications Length changed to match new CCCSO MIS first name field.
Revision Log:	December 2021 (v.6.9)

## Social Security Number

Data Element:	ssn
Apply API (Glue):	ssn
Description:	Applicant’s Social Security number or Taxpayer Identification Number.
Type/Format, Length:	text, 2147483647 Two fields; each 11 characters, numeric plus: format nnn-nn-nnnn Hyphens are not required in input but will be inserted in stored value.
Values/Response Options:	Null or numeric string with hyphens. Encrypted
Allows Null:	Yes. If applicant selects the check box indicating they do not have a social security number or taxpayer identification number or decline to provide one, then the ssn field stores null.
Default:	None
Storage / Usage:	Only one field is stored in database
Error Validation Checking:	Required user response IF <ssn_no> = “Yes, I have a Social Security number or Taxpayer Identification number”, else error message, “You must provide your social security number or



	<p>taxpayer identification number, or select the option indicating you don't have a social security number or taxpayer identification number, or you decline to provide one at this time."</p> <p>Two SSN/TIN entries must match; else error message, "Your social security number or taxpayer identification number entries do not match. Please try again."</p> <p>SSN entries must meet validity check (see below); else error message, "The social security number or taxpayer identification number you entered is invalid. Please re-enter the correct number, or select the option indicating that you don't have a social security number or taxpayer identification number, or you decline to provide one at this time."</p>
Onscreen Label/Prompt Text:	<p>Please enter your 9-digit social security number or taxpayer identification number.</p> <p>Confirm your social security number or taxpayer identification number.</p>
Help:	<p>"Why am I being asked for my social security number?"</p> <p>A Social Security Number (SSN) or Taxpayer Identification Number (TIN/iTIN) is needed to allow California Community Colleges to report tax-related information to the Internal Revenue Service (IRS).</p> <p>However, this reporting is not required with respect to non-U.S. resident students (whether documented or undocumented), students taking non-credit courses, students whose qualified tuition and related expenses are waived or paid with scholarships or paid by an institutional third party including an employer or government agency. (26 C.F.R. Â§ 1.6050S-1.) A SSN or TIN/iTIN is not required when IRS reporting is not required.</p>
Notes/Constraints:	<p>SSN is never displayed to the applicant and cannot be viewed by anyone properly or improperly using the applicant's account.</p> <p>Populated from legacy OpenCCC Account if available from previously submitted application at time of submission.</p> <p>See Social Security Number: None for further Help text.</p>
Revision Log:	Moved from OpenCCC Account to CCCApply Standard application in December 2021 (v.6.9)

## Social Security Number Type

Data Element:	ssn_type
Apply API (Glue):	ssnType
Description:	Indicates the type of identification number being provided: social security number or taxpayer identification number.
Type/Format, Length:	character/numeric, 1
Values/Response Options:	<p>0 = SSN</p> <p>1 = TIN</p> <p>Null = no response</p>
Allows Null:	Yes

Default:	
Storage/Usage:	
Error Validation Checking:	No error checking. Value is calculated automatically based on the number combination that is entered in the <ssn> input fields.
Notes/Constraint:	All validity checks will apply to the <ssn> field, but not the <ssn_type>. If available, populated from legacy OpenCCC Account at time of submission.
Revision Log:	No longer collected via UI form field. Auto filled based on SSN or TIN number provided. December 2021 (v.6.9)

## Social Security Number: None

Data Element:	ssn_no
Apply API (Glue):	ssnNo
Description:	Applicant has no social security number or taxpayer identification number or declines to provide it at this time.
Type/Format, Length:	boolean, 1 (character, numeric)
Values/Response Options	1 = Yes (checked) 0 = No (not checked)
Allows Null:	Yes
Default:	
Storage/Usage:	Stored in database for use in auto population.
Error Validation Checking	<p>The “No” radio button must be selected if there is no entry for Social Security Number or Taxpayer Identification Number; else error message, “You must provide your social security number or taxpayer identification number, or select the option indicating you don't have a social security number or taxpayer identification number, or you decline to provide one at this time.”</p> <p>If the radio button for “No, I do not have a social security number or taxpayer identification number, or I decline to provide one at this time.” is selected:</p> <p>Conditionally hide the SSN fields</p> <p>Conditionally display an informational message (see Additional Text, below)</p> <p>Conditionally display the check box for noncredit, undocumented or international student, or nonresident alien (see Additional Text, below and the ssn_exception field details)</p>
Onscreen Label/Prompt Text	<p>“Do you have a social security number or taxpayer identification number?”</p> <p><input type="checkbox"/> Yes, I have a social security number or taxpayer identification number.</p> <p><input type="checkbox"/> No, I do not have a social security number or taxpayer identification number, or I decline to provide one at this time.</p>

Additional Onscreen Text	<p>Under the “Social Security Number” header:</p> <p>The Social Security Number (SSN) or Taxpayer Identification Number (TIN/iTIN) is used by the college as a means of matching student records, facilitating federal financial aid, and reporting tax-related information to the Internal Revenue System (IRS). However, it is not required for admission.</p> <p>The Why am I being asked for my social security number? Link displays this text in the Help window: A Social Security Number (SSN) or Taxpayer Identification Number (TIN/iTIN) is needed to allow California Community Colleges to report tax-related information to the Internal Revenue Service (IRS).</p> <p>However, this reporting is not required with respect to non-U.S. resident students (whether documented or undocumented), students taking non-credit courses, students whose qualified tuition and related expenses are waived or paid with scholarships or paid by an institutional third party including an employer or government agency. (26 C.F.R. Â§ 1.6050S-1.) An SSN or TIN/iTIN is not required when IRS reporting is not required.</p> <p>Informational Text (displays when you select the “No” radio button):</p> <p>Just Remember...</p> <p>Providing a social security number or taxpayer identification number is not required with respect to non-U.S. resident students (whether documented or undocumented), students taking noncredit courses, students whose qualified tuition and related expenses are waived or paid with scholarships or paid by an institutional third party including an employer or government agency. (26 C.F.R. Â§ 1.6050S-1.) An SSN or TIN/iTIN is not required when IRS reporting is not required.</p> <p>Check this box if you are a student enrolled exclusively in noncredit courses, an undocumented student, an international student, a nonresident alien, or another exception and do not have a social security number or taxpayer identification number.</p>
Notes/Constraints:	<p>AB46 and other legislation prohibit requirement of Social Security Number for admission or student record-keeping. While the colleges and many educational agencies remain reliant on SSN as the only reliable unique identifier of a student, the applicant must have the option not to provide it.</p>
Revision Log:	<p>Moved from OpenCCC Account to Standard Apply in December 2021 (v.6.9)</p>

## Social Security Number: Other Exception

Data Element:	ssn_exception
Apply API (Glue):	ssnException
Description:	Applicant is an international student, nonresident alien, or other exception and has no social security number or taxpayer identification number.
Data Type/Format:	<p>boolean</p> <p>Default value: false</p>
Values/Response Options:	<p>1 = Yes (checked)</p> <p>0 = No (not checked)</p>
Allows Null:	Yes

Default:	
Storage/Usage:	Stored in database for use in auto population.
Error Validation Checking:	None; optional field.
Onscreen Label/Prompt Text	[Checkbox] Check this box if you are a student enrolled exclusively in noncredit courses, an undocumented student, an international student, a nonresident alien, or another exception and do not have a social security number or taxpayer identification number.
Notes/Constraints:	<p>This check box only appears if an applicant selects the check box for "Check this box if you <b>do not</b> have a Social Security Number or Taxpayer Identification Number, or decline to provide one at this time." This check box allows international students to further indicate that they do not have an SSN or TIN.</p> <p>AB46 and other legislation prohibit requirement of Social Security Number for admission or student record-keeping. While the colleges and many educational agencies remain reliant on SSN as the only reliable unique identifier of a student, the applicant must have the option not to provide it.</p> <p>Due to recent IRS penalties levied against California community colleges for failing to provide, or providing invalid, social security or taxpayer identification numbers, CCCCO Legal advises compliance with IRS Requirements for Collecting SSN/ TINs (IRS p. 1758) – which includes displaying specific regulations/restrictions “to every student in attendance”- including those not required to provide a SSN/TIN or are not eligible to obtain one (see Exceptions). Statement to students includes what is being collected and provided to the IRS and why, and the admonishments/ penalties for not providing one/valid number. SSN Encouragement language contains reiteration of “statement” with additional confirmation checkbox or “click here to confirm acknowledgement of receipt of information.”</p>
Revision Log:	Moved from OpenCCC Account to Standard Apply in December 2021 (v.6.9)

## Dependent of Parent/Guardian

Data Element:	dependent_status
Apply API (Glue):	dependentStatus
Description:	Whether the applicant is a minor and subject to the care and control of a guardian per residency law, or if not, whether the applicant is a non-minor or an independent minor.
Type/Format, Length:	bpchar, 1
Values/Response Options:	<p>1 = Applicant is dependent. = Selected “None of the statements above is true about me.”</p> <p>2 = Applicant is under 19 and independent. = Selected “At least one of these statements is true about me”.</p> <p>3 = Applicant is 19 or older and therefore independent. = (The applicant is not a minor and was not presented with the parent/guardian questions).</p>

Allows Null:	No
Default:	3
Storage/Usage:	Used to determine if a “minor” applicant under age 19, is <i>dependent</i> of a parent or guardian, or <i>independent</i> for establishing residency for tuition purposes, and/or under the “care and control” of a legal guardian. If this field = 1, parent/guardian questions are asked and many residency-related questions are reworded to refer to parent/guardian rather than “you”.
Conditions:	Appears only if the applicant will be under age 19 at RDD.
Onscreen Label/Prompt Text:	Select the statement that applies to you: <input type="checkbox"/> I have a <u>parent</u> or <u>guardian</u> . <input type="checkbox"/> I was in <u>foster care</u> at any time after my 13th birthday. <input type="checkbox"/> I do not have a parent or guardian, or at least one of the following statements is true about me: I do not have a living parent or guardian I am or have been married I am legally <u>emancipated</u> As of <rrdd>, I will be on active duty in the armed services As of <rrdd>, I will have been <u>self-supporting</u> for at least one year
Additional Text:	Determining your California residency for tuition purposes is based on the residency of your parent(s) or guardian(s) until you are 19 years of age, except in <u>certain special circumstances</u> . Nonresident students who meet eligibility requirements may apply for nonresident tuition exemption (AB540).
Help:	By California law, qualification for resident tuition is based on the residency of your parent(s) or guardian(s) until you are 19 years of age, except in certain special circumstances.  The Parent/Guardian Information question is used to determine whether or not you need to provide information about a parent or guardian for the purposes of determining residency.  If you are under the age of 19 and have at least one parent or guardian, select the option “I have a parent or guardian” and enter the information in the text input fields.  If you do not have a parent or guardian, or if any of the bulleted statements are true about you, or if you have been in foster care at any time after your 13 <sup>th</sup> birthday, select the appropriate option and continue to the next question.  Your response will not affect your admission to college.  This information is protected by federal and state laws and will not be shared or used outside of the admission process.
Field Error Check:	None
Page Error Check:	Required selection; else error message, “You must select one of the options related to your parent or guardian status.”

Notes:	<p>This question determines whether the applicant will be under 19 on RDD is subject to care and control of guardian for purposes of determining residency. For residency purposes (unlike in general law), a minor is defined as someone under 19 years of age.</p> <p>General law identifies a ‘minor’ as a person under age 18; however, the “Evidence of Intent” rules in the Student Attendance Accounting Manual (Chapter 2), based on Title 5 section 54024, specifies ‘under 19 years’ as the differentiating criterion, superseding general law.</p>
Revision Log:	Updated format of question in December 2021 (v.6.9)

## Parent/Guardian First Name

Data Element:	pg_firstname
Apply API (Glue):	pgFirstname
Description:	Applicant’s response to conditional question for Parent/Guardian First Name
Type/Format, Length:	varchar, 20
Values/Response Options:	Text string up to 20 characters
Allows Null:	Yes
Default:	None
Storage/Usage:	
Field Error Check:	None
Page Error Check:	None:
Conditions:	Only displayed if previous response indicates the person is under 19 and not independent.
Onscreen Label/Prompt Text:	First Name [textbox]
Additional Onscreen Text:	Enter the name of your parent or guardian below
Help Text:	Enter the first name of one parent or guardian. If you have two parents or guardians, you can choose either one.
Notes:	Does not appear if the applicant is 19 years of age or older.
Revision Log:	December 2021 (v.6.9)

## Parent/Guardian Last Name

Data Element:	pg_lastname
Apply API (Glue):	pgLastname
Description:	Applicant's response to conditional question for Parent/Guardian Last Name
Type/Format, Length:	varchar, 25
Values/Response Options:	Text string up to 25 characters
Allows Null:	Yes
Default:	None
Storage/Usage:	
Field Error Check:	None
Page Error Check:	Required response; else error message, "You must provide the last name of your parent or guardian."
Conditions:	Only displayed if previous response indicates the person is under 19 and not independent.
Onscreen Label/Prompt Text:	Last Name [textbox]
Additional Onscreen Text:	Enter the name of your parent or guardian below.
Help:	Enter the last name of one parent or guardian. If you have two parents or guardians, you can choose either one.
Notes:	Does not appear if the applicant is 19 years of age or older.
Revision Log:	December 2021 (v.6.9)

## Parent/Guardian Relationship

Data Element:	pg_rel
Apply API (Glue):	pgRel
Description:	Applicant's response to conditional question for Parent/Guardian Relationship
Type/Format, Length:	bpchar, 1

Values/Response Options:	M = Mother F = Father G = Guardian Null = No response (question not asked)
Allows Null:	Yes
Default:	None
Storage/Usage	
Field Error Check:	None
Page Error Check:	Required selection; else error message, "You must specify the relation of your parent or guardian to you."
Conditions:	Only displayed if previous response indicates 'I am under the care and control of a parent or guardian' (the person is under 19 and NOT independent).
Onscreen Label/Prompt Text:	Relationship [menu]
Notes:	



## Current Mailing Address Information

### Mailing Address: Street

Data Element:	streetaddress1, streetaddress2
Apply API (Glue):	Streetaddress1, streetaddress2
Description:	Applicant's response to Current Mailing Address: Street
Type/Format, Length:	Two elements; each varchar, 50
Value/Response Options:	Text string
Allows Null:	streetaddress1: No streetaddress2: Yes
Default:	None
Storage/Usage:	A U.S. street address will be 'normalized' by CASS software whenever possible.
Field Error Check:	None
Page Error Check:	The first textbox is required and cannot be null; else error message, "Current mailing address, you must provide the street."
Conditions:	Hidden if Mailing Address Same As Permanent is checked. Hidden if <no_mailing_address_homeless> is checked.
Onscreen Label/Prompt Text:	Street Address [textbox]
Additional Text:	(Under <streetaddress2> input field) Include apartment number or suite
Help:	Enter your street address including apartment or suite number, or a P.O. Box.
Notes:	PO Boxes for mailing addresses are allowed. Contact table. ( 'streetaddress'1 populates from first textbox, 'streetaddress2' from second)

### Mailing Address: City

Data Element:	city
Apply API (Glue):	city
Description:	Applicant's response to Current Mailing Address, City

Type/Format, Length:	varchar, 50
Values/Response Options:	Text string
Allows Null:	No
Default:	None
Storage/Usage:	A U.S. city name will be 'normalized' by CASS software whenever possible.
Onscreen Label/Prompt Text:	City [textbox]
Conditions:	Hidden if Mailing Address Same As Permanent is checked/Yes. Hidden if <no_mailing_address_homeless> is checked/Yes.
Field Error Check:	None
Page Error Check:	Cannot be null; else error message, "Current mailing address: You must provide the City."
Help:	Enter the city or town name.

## Mailing Address: State

Data Element:	state
Apply API (Glue):	state
Description:	Applicant's response to Current Mailing Address, State
Type/Format, Length:	bpchar, 2
Values/Response Options:	Menu of U.S. states, territories, etc. USPS abbreviation
Allows Null:	Yes, only if Country is not U.S.
Default:	None
Storage/Usage:	
Conditions:	Hidden if Mailing Address 'Same As Permanent' is checked/Yes. Replaced by field for Non-U.S. State/Province if Mailing Address Outside U.S. is checked.
Field Error Check:	None
Page Error Check:	Required selection; else error message, "Current mailing address: You must provide the State."
Onscreen Label/Prompt Text:	State [textbox]
Help:	Help icon: Select the U.S. state or territory.

Notes:	contact table
--------	---------------

## Mailing Address: Non-USA Province

Data Element:	nonusaprovince
Apply API (Glue):	nonusaprovince
Description:	Applicant's response to Mailing Address: State/Province (non-US address)
Type/Format, Length:	varchar, 30
Values/Response Options:	Text string up to 30 characters, or null.
Allows Null:	Yes
Default:	None
Storage/Usage:	
Conditions:	Displays only if "My current mailing address is outside the United States" checkbox is checked/Yes. Hidden if Mailing Address Same as Permanent is checked/Yes. Hidden if <no_mailing_address_homeless> is checked/Yes.
Field Error Check:	None
Page Error Check:	None
Onscreen Label/Prompt Text:	State/Province [text box]
Help:	Enter the name of the state or province in your mailing address. Leave blank if your mailing address does not include a state or province.
Notes/Constraints:	

## Mailing Address: Postal Code

Data Element:	postalcode
Apply API (Glue):	postalcode
Description:	Applicant's response to Mailing Address, ZIP Code or Postal Code (non-U.S. address)
Type/Format, Length:	varchar 20
Values/Response Options:	Text string up to 20 characters If US, format will be 'nnnnn' or 'nnnnn-nnnn' Numeric value in format nnnnn, nnnnnnnnn, or nnnnn-nnnn.

Allows Null:	
Default:	None
Storage/Usage:	This data element is used to store either US ZIP code or non-US postal code.
Conditions:	Hidden if Mailing Address Same As Permanent is checked. Hidden if <no_mailing_address_homeless> is checked. Replaced by field for Postal Code if mailing address outside of the United States is selected.
Field Error Check:	Must be in format 'nnnnn' or 'nnnnn-nnnn' or 'nnnnnnnnn'; else error message, "The ZIP Code must be 5 or 9 digits." If entered value is formatted nnnnnnnnn, it will be changed to nnnnn- nnnn.
Page Error Check:	Required selection; else error message, "For your Mailing Address, you must provide the ZIP Code."
Onscreen Label/Prompt Text:	(ZIP Code displays for U.S. addresses; Postal Code displays for non-U.S. addresses.) ZIP Code [textbox] Postal Code [text box]
Help:	Help icon (for U.S. address): <i>Enter your 5-digit or 9-digit ZIP code.</i> Help icon (for non-U.S. address): <i>Enter the postal code for your mailing address. Leave blank if your address does not include a postal code.</i>
Notes:	A U.S. ZIP Code will be corrected by CASS software whenever necessary. contact table

## Mailing Address: Country

Data Element:	Country
Apply API (Glue):	country
Description:	For non-US addresses, applicant's response to Mailing Address, Country
Type/Format, Length:	bpchar, 2
Values/Response Options:	Menu of non-U.S. countries, per ISO.
Storage/Usage:	ISO 3166 International Standard for country codes Alpha-2 code (officially assigned)
Allows Null:	No
Default:	US
Conditions:	Displays only if Mailing Address Outside U.S. is checked. Hidden if Mailing Address Same As Permanent is checked. Hidden if <no_mailing_address_homeless> is checked.

Field Error Check:	None
Page Error Check:	Required selection; else error message, "For your Mailing Address, you must select the Country.
Onscreen Label/Prompt Text:	Country [menu]
Help	Help icon: <i>Enter the country for your mailing address.</i>
Notes:	Country is asked only for non-US addresses; must default to US when Country is not asked. contact table

## Mailing Address: Same as Permanent

Data Element:	address_same
Apply API (Glue):	addressSame
Description:	Indicates whether or not the applicant has checked the box indicating their current mailing address is the same as the permanent address currently stored in their OpenCCC student account.
Type/Format, Length:	boolean, 1
Values/Response Options:	Checked / Unchecked 1 = True/Yes 0 = False/No
Allows Null:	No
Default:	None
Storage/Usage:	
Conditions:	Always
Field Error Check:	None
Page Error Check:	None
Onscreen Label/Prompt Text:	[checkbox] My Mailing Address is the same as the Permanent Address in my OpenCCC Account.
Help	Check this box if your current mailing address is the same as your permanent home address that you provided in your OpenCCC Account.

Notes:	<p>Checking this box causes the rest of the mailing address questions to be hidden, and the mailing address fields to be populated from the corresponding permanent address fields.</p> <p>Unchecking the box causes the rest of the mailing address questions to reappear. Contact table.</p>
--------	--

## Mailing Address outside U.S.

Data Element:	non_us_address
Apply API (Glue):	nonUsAddress
Description:	Checkbox indicating that the applicant's current mailing address is outside the U.S.
Type/Format, Length:	boolean, T or F
Values/Response Options:	Checked / Unchecked
Conditions:	Hidden if Mailing Address Same As Permanent is checked.
Field Error Check:	None
Page Error Check:	None
Onscreen Label/Prompt Text:	[checkbox] My current mailing address is outside the United States.
Help:	<p>Help icon:</p> <p>Check this box if your current Mailing Address is in a country other than the United States.</p> <p>A <i>Confirmation</i> dialog box displays when the applicant selects the "My current mailing address is <b>outside the United States</b>" check box. The dialog box messaging displays:</p> <p>" I confirm that my address is OUTSIDE the United States." followed by <i>Yes</i> and <i>No</i> radio buttons. After selecting either <i>Yes</i> or <i>No</i> the applicant must click <b>Continue</b> to close the dialog box and continue entering their current mailing address.</p>
Notes:	Clearing the check box toggles the fields back to U.S. address fields, including <i>State</i> and <i>ZIP Code</i> .

## Mailing Address Validation Override

Data Element:	mailing_address_validation_override
Apply API (Glue):	mailingAddressValidationOverride
Description:	Flag indicating whether or not the applicant used the street/USPS address override when they submitted their application.

Type/Format, Length:	Boolean
Allows Null	Yes
Default	
Storage/Usage:	If no suggested address is returned by the USPS address validation service, a null value is stored.
Notes/Constraints:	<p>Added field to the contacts table in September 2022.</p> <p>Flag indicates that the applicant has accepted the alternate address that the USPS address validation service has suggested due to the mailing address entered not being recognized.</p>

## No Mailing Address Homeless

Data Field	<no_mailing_address_homeless>
Apply API (Glue):	noMailingAddressHomeless
Description	Applicant indicates here if they do not have a current mailing address because they are homeless.
Type/Format, Length	boolean, 1 Checkbox 0 = No/False; 1 = Yes/True
Values/Response Options:	Checked / Unchecked
Condition	<p>Only display IF &lt;no_perm_address_homeless&gt; is not empty (True or Yes). Display in Apply, BOG, and International. Optional response.</p> <p>IF &lt;no_perm_address_homeless&gt; is unchecked (No) then do not display &lt;no_mailing_address_homeless&gt; in Apply, BOG, International;</p> <p>IF &lt;non_us_address&gt; is not empty (True or Yes), then do not display &lt;no_mailing_address_homeless&gt; in Apply, BOG.</p> <p>If user is <b>under 25 years of age, and</b> checks &lt;no_mailing_address_homeless&gt; checkbox (Yes or True) then display a confirmation and require a response. See "Help Text" below.</p>
Field Error Check:	<p>If User is <b>under 25 years of age</b>, a <i>Confirmation</i> dialog box displays when the applicant selects the "I have no current mailing address because I am currently homeless" &lt;no_mailing_address_homeless&gt; check box. The dialog box messaging displays:</p> <p>Confirmation:</p> <p>I confirm that I have no current mailing address because I am currently homeless.</p>

	<p>[Radio button] Yes - I'm homeless and I have no current mailing address.                  [Radio button] No - I need to update my current mailing address.</p> <p>After selecting either <i>Yes</i> or <i>No</i> the applicant must click <b>Continue</b> to close the dialog box and can then continue their application.</p>
Input Rules	<p>If checkbox is NOT EMPTY, then hide/replace checkbox field in Current Mailing: "My current mailing address is the same as my permanent address in my OpenCCC account above." with new checkbox and data field: &lt;no_mailing_address_homeless&gt; on all applications: Apply, BOG, and IA):</p> <p>remove validation in current mailing address fields and zip up fields from view.</p> <p>Check/Uncheck toggles the display of the Mailing Address data fields and display of the "My current mailing address is the same as my permanent address in my OpenCCC Account" checkbox.</p>
Onscreen Label/Prompt Text	<p>[checkbox] I have no current mailing address because I am currently homeless.</p>
Help:	<p>"Check this box if you are homeless and have no current mailing address."</p>
Notes	<p>Implementation approved by Steering per state mandate AB801 Homeless Youth</p>



## Education

The tables in this section show the fields that are populated from the Personal Information tab of the CCCApply standard application.

### Enrollment Status

Data Element:	enroll_status
Apply API (Glue):	enrollStatus
Description:	Applicant's response to <i>College Enrollment Status</i> question
Type/Format, Length:	bpchar, 1
Values:	<p>1 = First-time student in college (after leaving high school)</p> <p>2 = Transfer student from another college</p> <p>3 = Returning student to this college after absent for a main term</p> <p>Y = Enrolling in high school (or lower grade) and college at the same time</p> <p>Z = Adult school student in a high school diploma or equivalency program</p>
Allows Null:	No
Default:	None
Storage/Usage:	Correlates to MIS SB15
Notes:	education table
Onscreen Label/Prompt Text:	As of <RDD>, I will have the following college enrollment status: [menu]
Conditions:	Always
Additional Text:	If a student is applying for a term that starts in May or June, then the College Enrollment Status and the High School Education labels have "as of 7/1/<RDD year>" listed.
Values/Response Options:	<p>First-time student in college (after leaving high school)</p> <p>First time at this college; have attended another college</p> <p>Returning student to this college after absent for a main term</p> <p>Enrolling in high school (or lower grade) and college at the same time</p> <p>Adult school student in a high school diploma or equivalency program</p>
Help:	Select the response that best indicates your college enrollment status on <date>
Field Error Check:	None

Page Error Check:	Required selection; else error message, "You must select your College Enrollment Status."
	<p>If (RDD minus &lt;birthdate&gt;) =&gt; 22 years, then do not display the response option "Y = Enrolling in high school (or lower grade) and college at the same time".</p> <p>Cannot be "First-time student in college" if college degree is indicated in "Higher education level" field; else error message, "You cannot have a College Enrollment Status of 'First-time student in college' if you have received an associate or bachelor's degree."</p> <p>If College Enrollment Status is "Enrolling in high school (or lower grades) and college at the same time", then High School Education Level must be "Enrolled in college and high school (or lower grades) at the same time"; else error message, "Answers to College Enrollment Status and High School Education Level do not agree: please fix one or the other."</p>
Notes:	<p>Correlates to MIS SB15.</p> <p>Note: Per SB11, If student is 22 years or older at &lt;RDD&gt; they are prohibited from enrolling in high school or lower grade in California. Steering Committee approved request to remove the response option, "Enrolling in high school (or lower grade) and college at the same time" from the drop down menu to minimize errors in classification.</p>
Revision Log:	<p>May 2022 – Revised the onscreen text for response option (Z); approved by Advisory committee.</p> <p>December 2020 – Added new data value (Z) to comply with SB554 (MIS SB15)</p> <p>June 2019 – added skip logic to hide the College Education Level and Colleges Attended section if the college enrollment status is "First time in college (after leaving high school)".</p>

## High School Education Level

Data Element:	hs_edu_level
Apply API (Glue):	hsEduLevel
Description:	Applicant's response to High School Education Level question
Type/Format, Length:	bpchar, 1
Values:	<p>3 = Received high school diploma from U.S. school</p> <p>4 = Passed a high school equivalency test and received a certificate of high school equivalency</p> <p>5 = Received a Certificate of California High School Proficiency</p> <p>6 = Received a diploma/certificate of graduation from a Foreign secondary school</p> <p>1 = Will be enrolled in high school (or lower grade) and college at the same time</p> <p>Z = Will be enrolled in adult school and authorized to enroll in college at the same time</p> <p>2 = Currently enrolled in adult school</p> <p>0 = Not a graduate of, and no longer enrolled in high school</p>
Allows Null:	No
Default:	None
Storage/Usage:	

Notes:	SB11, SB15
Onscreen Label/Prompt Text:	High School Education Level as of <RDD, or 'July 1, RDDyear' if RDDmonth is May or June> [menu]
Conditions:	Always
Additional Text:	If a student is applying for a term that starts in May or June, then the College Enrollment Status and the High School Education labels have "as of 7/1/<RDD year>" listed.
Values/Response Options:	<p>Received high school diploma from U.S. school</p> <p>Passed a high school equivalency test and received a certificate of high school equivalency</p> <p>Received a Certificate of California High School Proficiency</p> <p>Received a diploma/certificate of graduation from a Foreign secondary school</p> <p>Will be enrolled in high school (or lower grade) and college at the same time</p> <p>Will be enrolled in adult school and authorized to enroll in college at the same time</p> <p>Currently enrolled in adult school</p> <p>Not a graduate of, and no longer enrolled in high school</p>
Help	Select the High School Education Level you will have attained when you enroll.
Field Error Check:	None
Page Error Check:	<p>Required selection; else error message, "You must select your High School Education Level."</p> <p>If (RDD minus &lt;birthdate&gt;) =&gt; 22 years, then do not display the option "1 = Will be enrolled in high school (or lower grade) and college at the same time".</p> <p>If High School Education Level is 'Will be enrolled in high school (or lower grade) and college at the same time', then College Enrollment Status must be 'Enrolling in high school (or lower grade) and college at the same time'; else error message, "Your responses to the Enrollment Status and High School Education Level questions are contradictory. Please fix one or the other."</p> <p>If High School Education Level is "Enrolled in high school (or lower grades) and college at the same time", then Higher Education Level cannot be "Received an associate degree" or "Received a bachelor's degree or higher"; else error message, "Your responses to the High School Education Level and College Education Level questions are contradictory. Please fix one or the other."</p> <p>If High School Education Level is "Will be enrolled in adult school and authorized to enroll in college at the same time", then College Enrollment Status must be "Enrolling in adult school and authorized to enroll in college at the same time", else error message, "Your responses to the College Enrollment Status and High School Education Level questions are contradictory. Please fix one or the other."</p>
Notes:	<p>Relates to SB11.</p> <p>Note: If student is 22 years or older at &lt;RDD&gt; they are prohibited from enrolling in high school or lower grade in California. Steering Committee approved request to remove the response option, "Will be enrolled in high school (or lower grade) and college at the same time" from the drop down menu to minimize errors in classification.</p> <p>education table</p>
Last Revision	May 2023: Adult special admit value changed <i>from</i> "7" <i>to</i> "Z" in release v.6.13.0.

## High School Completion Date

Data Element:	hs_comp_date
Apply API (Glue):	hsCompDate
Description:	Applicant's response to High School Completion Date question
Type/Format, Length:	date, 10 (data format is yyyy-mm-dd)
Values:	Valid date
Allows Null:	Yes
Default:	None
Storage/Usage:	
Onscreen Label/Prompt Text:	High School Completion Date Month [menu] Day [menu] Year [textbox] yyyy
Conditions:	Appears only if High School Education Level is one of the following: 3 = Received high school diploma from U.S. school 4 = Passed the GED, or received a High School Certificate of Equivalency 5 = Received a Certificate of California High School Proficiency 6 = Received a diploma/certificate of graduation from a Foreign secondary school
Additional Text:	"If unsure of the exact day, please estimate."
Values/Response Options:	Valid date
Pop-Up Help:	None
Field Error Check:	Date must be before "July 1, RDDYear" if RDDmonth is May or June; else error message "Your High School Completion Date cannot be after 06/30/<year of RDD>. Please correct the completion date and/or your High School Education Level."  Year must be after 1900; else error message, "You must enter a 4-digit year after 1900."  Day must be valid for month; else error message, "The day you selected is not valid for the month you selected."  If mm/dd is February 29, year must be a leap year; else error message, "The day you selected is not valid for the year you entered."

Page Error Check:	<p>Required selection; else error message, “You must specify your High School Completion Date. If unsure of the exact day, please estimate.”</p> <p>Date must be after Date of Birth; else error message, “Your High School Completion Date cannot be before your date of birth; please correct.”</p> <p>Date must be on or before RDD; else error message, “Your High School Completion Date cannot be after &lt;RDD &gt;. Please correct the date and/or your High School Education Level.”</p> <p>If term applied for starts in either May or June in the same year as the applicant’s hs_comp_date, then the hs_comp_date must be before RDD or before July 1, ‘RDDYear’; else error message: “Your High School Completion Date cannot be after &lt;RDD &gt;. Please correct the completion date and/or your High School Education Level.”</p>
Notes:	<p>The HS Completion date can be after the &lt;current date&gt;, but should be before the Residency Determination Date &lt;RDD&gt;, which is the day before the Term start date &lt;term:start_date&gt;.</p> <p>Each term has a unique &lt;RDD&gt;. The &lt;RDD&gt; is based on the term:start_date which is configured by the college in the Terms tab in the Administrator. The &lt;RDD&gt; appears in the question prompt text for all fields that are used in the Residency algorithm. High School students</p> <p>Applying to a term that begins after they graduate (or equivalent) should be advised to read and understand the &lt;RDD&gt; carefully and answer questions according to that date and not the current date, which is a common oversight.</p>

## Higher Education Level (College)

Data Element:	higher_edu_level
Apply API (Glue):	higherEduLevel
Description:	Applicant’s response to College Education Level question
Type/Format, Length:	bpchar, 1
Values:	<p>X = No degree</p> <p>7 = Received an associate degree</p> <p>8 = Received a bachelor’s degree or higher</p> <p>Null = No response</p>
Allows Null:	Yes
Default:	None
Storage/Usage:	
Onscreen Label/Prompt Text:	College Education Level as of <RDD> [menu]

Conditions:	<p>Hidden by default;</p> <p>Display if "College Enrollment Status" &lt;enroll_status&gt; is:  "2 = Transfer student from another college (Keep existing logic)" OR  "3 = Returning student to this college after absent for a main term" OR  "Y = Enrolling in high school (or lower grade) and college at the same time"  "Z = Enrolling in adult school and authorized to enroll in college at the same time."    ELSE do not display hidden college questions.</p>
Additional Text:	None
Values/Response Options:	<p>X = No degree</p> <p>7 = Received an associate degree</p> <p>8 = Received a bachelor's degree or higher</p> <p>&lt;null&gt; No response</p>
Pop-Up Help:	None
Field Error Check:	None
Page Error Check:	<p>Optional response.</p> <p>May not specify a lower education level than any Degree Type indicated in the 'Colleges Attended' section; else error message, "For College/University 1, you selected a Degree Received that is a higher degree level than you indicated in your response to College Education Level. Please fix the incorrect response.""</p>
Notes:	<p>Higher Ed Level can specify a higher degree than the highest "Degree" type at a College Attended because the degree might be from a college not listed.</p> <p>education table</p>

## Higher Education Completion Date

Data Element:	higher_comp_date
Apply API (Glue):	higherCompDate
Description:	Applicant's response to Higher Ed Degree Date question
Type/Format, Length:	date, 10 (yyyy-mm-dd format)
Values:	Valid date
Allows Null:	Yes
Default:	None

Storage/Usage:	
Notes:	education table
Onscreen Label/Prompt Text:	College Degree Date Month [menu] Day [menu] Year [textbox] yyyy
Conditions:	Appears only if Higher Education Level is one of the following: <ul style="list-style-type: none"> <li>• Received an associate degree</li> <li>• Received a bachelor's degree or higher</li> </ul>
Additional Text:	"If unsure of the exact day, please estimate."
Values/Response Options:	Valid date
Pop-Up Help:	None
Field Error Check:	Year must be after 1900; else error message, "You must enter a 4-digit year after 1900." Day must be valid for month; else error message, "The day you selected is not valid for the month you selected." If mm/dd is February 29, year must be a leap year; else error message, "The day you selected is not valid for the year you entered."
Page Error Check:	Required selection; else error message, "You must specify your College Degree Date. If unsure of the exact day, please estimate." Date must be after Date of Birth; else error message, "Your College Degree Date cannot be before your date of birth; please correct." Date must be before RDD; else error message, "Your College Degree Date cannot be after <RDD >. Please correct the date and/or your Higher Education Level." Cannot be before High School Completion Date; else error message, "Your High School Completion Date cannot be after your College Degree Date. Please fix the incorrect date."
Notes:	None

## Highest Education Level

Data Element:	highest_edu_level
Apply API (Glue):	highestEduLevel
Description:	System-generated field Applicant's highest education level based on their Higher Education or High School Education responses.

Type/Format, Length:	bpchar, 5
Values:	If higher_edu_level = 7 or = 8, then first character = higher_edu_level; else first character = hs_edu_level.  If higher_edu_level = 7 or = 8, then final four characters = yyyy from higher_comp_date; else final four characters = yyyy from hs_comp_date (0000 if null)
Allows Null:	No
Default:	None
Storage/Usage:	Correlates to MIS SB11
Notes:	education table System-generated field (derived) between the High School Education Level and Higher Education Level (College) – whichever is highest.

## Graduated From California High School

Data Element:	cahs_graduated
Apply API (Glue):	cahsGraduated
Description:	Applicant's response to Graduated from a California High School question
Type/Format, Length:	boolean, 1
Values:	1 = True/Yes  0 = False/No
Allows Null:	No
Default:	None
Storage/Usage:	A factor in AB540 Waiver eligibility
Notes:	education table
Onscreen Label/Prompt Text:	Did you receive your diploma, GED, or certificate in California?  Yes [radio button] No [radio button]



Conditions:	Appears only if High School Education Level is one of the following: Received high school diploma from U.S. school Passed the GED, or received a High School Certificate of Equivalency
Additional Text:	None
Values/Response Options:	As shown in Question Text.
Pop-Up Help:	None
Field Error Check:	None
Page Error Check:	Required user response; else error message, "You must select Yes or No to specify whether or not you have received a diploma or certificate of completion from a California high school, or a California High School Certificate of Equivalency (GED)."
Notes:	Defaults to 'No' when question is not asked. Automatically set this to 'Yes' when High School Ed level = 5.

## Attended California High School for Three Years

Data Element:	cahs_3year
Apply API (Glue):	cahs3year
Description:	Applicant's response to Attended California High School for Three Years question
Type/Format, Length:	boolean, 1
Values:	1 = True/Yes 0 = False/No
Allows Null:	No
Default:	None
Storage/Usage:	A factor used in AB540 Waiver eligibility algorithm
Notes:	education table
Onscreen Label/Prompt Text:	Have you attended high school in California for three or more years?

	Yes [radio button] No [radio button]
Conditions:	Appears only if High School Education Level is one of the following: Received high school diploma from U.S. school Passed the GED, or received a High School Certificate of Equivalency Received a Certificate of California High School Proficiency
Additional Text:	None
Values/Response Options:	As shown in Question Text.
Pop-Up Help:	None
Field Error Check:	None
Page Error Check:	Required user response; else error message, "You must select Yes or No to specify whether or not you attended high school in California for three or more years."
Notes:	Used in AB540 Waiver algorithm.  Homeschooled students are not eligible for the AB540 exemption if instruction was provided by a tutor or other person (including the student's parents) who did not have a valid California teaching credential or was not affiliated with a state approved home-schooling program.  From CCCCO Legal Advisory 07-01: "Home schooling is instruction by a tutor or other person (including the student's parent) who does not have a valid California teaching credential.  Local high schools are charged with determining whether to accept home schooling as valid attendance. Therefore, community college districts that are asked to consider home schooling as high school attendance for purposes of granting the exemption should confer with the public high school the student would have attended if not home schooled. If that high school accepts or would accept home schooling as valid high school attendance, the community college should also accept it for purposes of assessing whether the student can demonstrate three years of high school attendance."

## High School Attendance (Last High School Attended)

Data Element:	hs_attendance
Apply API (Glue):	hsAttendance
Description:	Applicant's response to Current or Most Recent High School Attended question
Type/Format, Length:	smallint, 1

Values/Response Options:	<p>1 = I attended high school.</p> <p>2 = I was homeschooled in a registered homeschool organization?</p> <p>3 = I was independently homeschooled.</p> <p>4 = I did not attend high school or adult school and was not homeschooled.</p> <p>5 = I attended an adult school.</p>
Allows Null:	No
Default:	None
Storage/Usage:	
Onscreen Label/Prompt Text:	<p>Current or Most Recent High School Attended</p> <p>Spanish: Escuela preparatoria actual o más reciente a la que asistió</p>
Conditions:	Always
Additional Text:	None
Response Menu Options:	<p>I attended high school.</p> <p>I attended an adult school.</p> <p>I was homeschooled in a registered homeschool organization.</p> <p>I was independently homeschooled.</p> <p>I did not attend high school or adult school and was not homeschooled.</p>
Help:	<p>"Select the response that best indicates the current or most recent high school or adult school attended."</p> <p>Spanish: "Seleccione la respuesta que mejor indique la escuela preparatoria o escuela para adultos actual o más reciente a la que asistió."</p>
Field Error Check:	None
Page Error Check:	<p>Required selection; else error message, "You must select one of the options under Last School Attended."</p> <p>Must not be 'I did not attend high school' or 'I was homeschooled in a registered homeschool organization' or 'I was independently homeschooled' if High School Education Level is 'Received high school diploma from U.S. school' or 'Received a diploma/certificate of graduation from a Foreign secondary school'; else error message, "Your responses to the High School Education Level and High School Attendance questions are contradictory. Please fix one or the other."</p> <p>Must be 'I attended high school' or 'I was homeschooled in a registered homeschool organization' if Attended California High School for Three Years is 'Yes'; else error message, "One of your answers states that you attended a California high school for three years, but another states that you did not attend high school. Please fix these conflicting answers."</p> <p>Must be "5 - I attended adult school" if High School Education Level is "Will be enrolled in adult school and authorized to enroll in college at the same time"; else error message, "Your responses to the High School Education Level and Last School Attended questions are contradictory. Please fix one or the other."</p>

Notes:	Note: The data elements home_schooled and hs_not_attended are no longer used. They were replaced with hs_attendance.
Revision Log:	<p>May 2022 – Revised the onscreen question/section label from <i>Last School Attended</i> to <i>Current or Most Recent High School Attended</i>. Change approved by CCCApply Advisory committee.</p> <p>November 2020 (v.6.8.0) revised format from radio button to menu and revised question label and validation language to “Last School Attended”. Added new response option for “I attended an adult school” in English &amp; Spanish.</p>

## Last School Attended: Country

Data Element:	hs_country
Apply API (Glue):	hsCountry
Description:	Applicant’s response to question for Last School Attended: Country
Type/Format, Length:	bpchar, 2
Values:	ISO country code
Allows Null:	No
Default:	None
Storage/Usage:	Disables High School Finder if not US
Notes:	Defaults to US on application education table
Onscreen Label/Prompt Text:	Country [menu]
Conditions:	Appears if options: “1 = I attended high school; 2 = I attended a homeschool organization” or “5 = I attended an adult school” is selected.
Additional Text:	None
Values/Response Options:	Menu of countries per ISO, United States at top. Defaults to United States.
Help:	Please select the country of the last school you attended.
Field Error Check:	None

Page Error Check:	<p>If High School Education Level is “3 - Received high school diploma from U.S. school”, then Country must be U.S.; else error message, “The country of your Last School Attended does not match your response to High School education level. Please fix one or the other.”</p> <p>If High School Education Level is “6 - Received a diploma/certificate of graduation from a Foreign secondary school”, then Country must not be U.S.; else error message, “The Country of your Last School Attended does not match your response to High School education level. Please fix one or the other.”</p>
Notes:	This is a rare menu field that has a default selection.

## Last School Attended: State

Data Element:	hs_state
Apply API (Glue):	hsState
Description:	Applicant’s response to question for Last School Attended: State
Type/Format, Length:	bpchar, 2
Values/Response Options:	Menu of U.S. states, territories, etc., with California at top. Defaults to “Select a State”. USPS state code
Allows Null:	Yes, only if Country is not US
Default:	None
Storage/Usage:	
Field Error Check:	None
Page Error Check:	Required. Error message is “Please select a state”.
Onscreen Label/Prompt Text:	State [menu]
Conditions:	Appears if Country is United States.
Additional Text:	None
Help:	Please select the state of the last school you attended.
Notes:	Defaults to US on application

## Last School Attended: Name

Data Element:	hs_name
---------------	---------

Apply API (Glue):	hsName
Description:	Applicant's response to question for Last School Attended: Name
Type/Format, Length:	varchar, 30
Values/Response Options:	Text string up to 30 characters None: populated by School Finder or manual entry.
Allows Null:	No
Default:	None
Storage/Usage:	User is prompted to enter their school name and/or city in the school search box.
Field Error Check:	None
Page Error Check:	None
Conditions:	Appears if Country is United States, and hs_attendance is 1 = I attended high school or 2 = I was homeschooled in a registered homeschool organization or 5 = I attended an adult school
Onscreen Label/Prompt Text:	"Enter the name or city of the last school or homeschool you attended. Then make a selection from the list."
Additional Text	School or Organization
Help (Name)	"Enter the name of your last high school, adult school, or homeschool organization."
Help (School Finder):	"Please make every effort to find your last school or homeschool using this school finder search field. Begin typing three or more characters of your school name, or the city name, into the search field to display a list of schools that match the criteria. Continue typing to narrow your search results. You may navigate the list using the up and down arrow keys. If your school is not listed, select "My school is not in the list" at the bottom of the list. This field is required."
Notes:	Can come from High School Finder or from applicant entry  The hs_name ("Name" field) is populated from the school lookup table when the user selects a school from the list. If the user clicks "My school is not in the list," then the user free-form enters the school name in the "Name" field.
Revision Log	December 2020 – Language changes only to prompt text and Help text.

## Last School Attended: City

Data Element:	hs_city
Apply API (Glue):	hsCity
Description:	Applicant's response to question for Last School Attended: City
Type/Format, Length:	varchar, 20
Values/Response Options:	Text string up to 20 characters None: populated by High School Finder.
Allows Null:	Yes
Default:	None
Storage/Usage:	User is prompted to enter their school and/or city in the school search box.
Field Error Check:	None
Page Error Check:	None
Onscreen Label/Prompt Text:	"Enter the name or city of the last school or homeschool you attended. Then make a selection from the list."
Conditions:	Appears if Country is United States, and hs_attendance is 1 = I attended high school or 2 = I was homeschooled in a registered homeschool organization or 5 = I attended an adult school
Help (City):	"Enter the city in which your last high school, adult school, or homeschool organization was located."
Help:	"Please make every effort to find your last school or homeschool using this school finder search field. Begin typing three or more characters of your school name, or the city name, into the search field to display a list of schools that match the criteria. Continue typing to narrow your search results. You may navigate the list using the up and down arrow keys. If your school is not listed, select "My school is not in the list" at the bottom of the list. This field is required."
Notes:	Can come from School Finder or from applicant entry  The hs_city ("City" field) is populated from the school lookup table when the user selects a school from the list. If the user clicks "My school is not in the list," then the user free-form enters the city in the "City" field.
Revision Log	December 2020 – Language changes only to prompt text and Help text.

## School Not Listed

Data Element:	hs_not_listed
Apply API (Glue):	hsNotListed
Description:	Indicates if the applicant clicked that their school was not listed when searching for their high school or adult school. When this is true, it means the school was entered manually.
Type/Format, Length:	boolean
Values/Response Options:	True = The <i>My school is not in the list</i> link was clicked False = The <i>My school is not in the list</i> link was not clicked.
Allows Null:	No
Default:	None
Storage/Usage:	
Field Error Check:	None
Page Error Check:	None
Onscreen Label/Prompt Text:	[Link in the school list] My school is not in the list.
Additional Text:	Displaying X of Y matches. Keep typing to narrow down search results.
Conditions:	Appears if Country is United States.
Help:	Enter the name of your school, secondary school, or homeschool organization.
Notes:	Clicking this link will cause the high school name and city fields to open for manual entry.

## Last School Attended: CDS Code

Data Element:	hs_cds
Apply API (Glue):	hsCds
Description:	High school's CDS code from High School Finder, or generic code if not from Finder
Type/Format, Length:	bpchar, 6
Values:	Null if 'education: hs_name' is null If State is California: CDS code from High School Finder, else if there is no CDS code in Finder or if the school is entered manually, then 600050 If Country is not US: 8XXXXX



	If Country is US but State is not California (whether the school is entered manually or found in the school table):
AL = 600010 AK = 600020 AZ = 600030 AR = 600040 CO = 600060 CT = 600070 DE = 600080 DC = 600510 FL = 600090 GA = 600100 HI = 600110 ID = 600120 IL = 600130 IN = 600140 IA = 600150 KS = 600160 KY = 600170 LA = 600180 ME = 600190 MD = 600200 MA = 600210 MI = 600220 MN = 600230 MS = 600240 MO = 600250 MT = 600260 NE = 600270	NH = 600290 NJ = 600300 NM = 600310 NY = 600320 NC = 600330 ND = 600340 NV = 600280 OH = 600350 OK = 600360 OR = 600370 PA = 600380 RI = 600390 SC = 600400 SD = 600410 TN = 600420 TX = 600430 UT = 600440 VT = 600450 VA = 600460 WA = 600470 WV = 600480 WI = 600490 WY = 600500 AS = 600610 CZ = 600770 VI = 600890 PR = 600810 GU = 600650
Allows Null:	Yes
Default:	None

## Last School Attended: Full CDS Code

Data Element:	hs_cds_full
Apply API (Glue):	hsCdsFull
Description:	Full high school CDS code from CDE
Type/Format, Length:	Character varying 14

Values:	<p>Null if 'education: hs_name' is null</p> <p>If State is California: CDS code from High School Finder, else if there is no CDS code in Finder or if the school is entered manually, then 600050</p> <p>If Country is not US: 8XXXXX</p> <p>If Country is US but State is not California (whether the school is entered manually or found in the school table):</p>
AL = 600010 AK = 600020 AZ = 600030 AR = 600040 CO = 600060 CT = 600070 DE = 600080 DC = 600510 FL = 600090 GA = 600100 HI = 600110 ID = 600120 IL = 600130 IN = 600140 IA = 600150 KS = 600160 KY = 600170 LA = 600180 ME = 600190 MD = 600200 MA = 600210 MI = 600220 MN = 600230 MS = 600240 MO = 600250 MT = 600260 NE = 600270	NH = 600290 NJ = 600300 NM = 600310 NY = 600320 NC = 600330 ND = 600340 NV = 600280 OH = 600350 OK = 600360 OR = 600370 PA = 600380 RI = 600390 SC = 600400 SD = 600410 TN = 600420 TX = 600430 UT = 600440 VT = 600450 VA = 600460 WA = 600470 WV = 600480 WI = 600490 WY = 600500 AS = 600610 CZ = 600770 VI = 600890 PR = 600810 GU = 600650
Allows Null:	Yes
Default:	None

Notes:	Added March 2017; Pulling from the same data source, but this will display and download the full 14-digit High School CDS code.
--------	---

## Last School Attended: CEEB Code

Data Element:	hs_ceed
Apply API (Glue):	hsCeeb
Description:	High school's CEEB code from High School Finder, if available
Type/Format, Length:	bpchar, 7
Values:	CEEB code or null
Allows Null:	Yes
Default:	None
Storage/Usage:	
Notes:	education table

## High School Transcript Information

### General Requirements

The technical specifications below are for the *High School Transcript Information* section, which appears on the Education page for credit applications only. The *High School Transcript Information* section does not display in the Noncredit Application.

Onscreen Text: "College staff use this information to provide guidance. Your responses will not affect your admission to college."

### Display Conditions

The High School Transcript Information section appears between the *Last School Attended* and the *College Education Level* sections IF *either of the conditions* shown below are met, otherwise it does not display.

#### Condition 1:

IF *High School Education Level* <hs\_edu\_level> is one of the following:

- "Will be enrolled in high school (or lower grade) and college at the same time" OR
- "Will be enrolled in adult school and authorized to enroll in college at the same time" OR
- "Not a graduate of, and no longer enrolled in high school"

AND *Current or Last High School Attended* IS NOT "I did not attend high school and was not homeschooled"

AND *High school Country* = United States

THEN, display the *High School Transcript Information* section WITH the *Highest Grade Completed* <highest\_grade\_completed> question and require a response.

#### Condition 2:

IF *High School Education Level* <hs\_edu\_level> is one of the following:

- Received high school diploma from US high school
- Passed a high school equivalency test
- Received a Certificate of California High School Proficiency

AND *High School Country* = United States

THEN, display the *High School Transcript Information* section but DO NOT display the *Highest Grade Completed* question <highest\_grade\_completed>, display *Grade Point Average*, *Highest English Course Taken*, and *Highest Math Course Taken* questions.

ELSE, DO NOT display the High School Transcript Information section or any section questions.

### Highest Grade Completed

Data Element:	highest_grade_completed
Apply API (Glue):	hsGradeCompleted
Description:	Applicant's response to the highest grade completed in high school question.

Type/Format, Length:	varchar, 2
Values/Response Options:	12 <sup>th</sup> grade 11 <sup>th</sup> grade 10 <sup>th</sup> grade 9 <sup>th</sup> grade Currently enrolled in 9 <sup>th</sup> or lower grade, or no high school at all
Values:	CE (currently enrolled in 9th grade or lower), 09, 10, 11, 12, or null
Allows Null:	Yes
Default:	None
Storage/Usage:	Data collection for purposes of Multiple Measures placement
Field Error Check:	
Page Error Check:	Required selection; else error message, "You must make a selection for the highest grade completed in high school or lower grade."
Conditions:	ONLY display IF High School Education Level = "Will be enrolled in high school (or lower grade) and college at the same time" OR "Will be enrolled in adult school and authorized to enroll in college at the same time" OR "Not a graduate of, and no longer enrolled in high school "
Onscreen Label/Prompt Text:	"What was the highest grade you completed in high school?"
Notes:	Appears in the High School Transcript Information section of the Education table.
Revision Log	December 2020 – Updated conditions to also display if <hs_edu_level> = "7 = Will be enrolled in adult school and authorized to enroll in college at the same time". May 2020 - Replaced <completedEleventhGrade> question and serves as the new trigger to display the self-reported questions (GPA, highest English and highest Math questions, etc.)

## Completed Eleventh Grade

Data Element:	completed_eleventh_grade DEPRECATED/NO LONGER IN USE but remains in database.
Apply API (Glue):	completedEleventhGrade
Description:	<i>Previously</i> used to identify if applicant had completed the 11 <sup>th</sup> grade in high school.
Type/Format, Length:	Boolean
Values/Response Options:	Yes / True No / False

Allows Null:	Yes
Default:	None
Storage/Usage:	Previously collected for purposes of Multiple Measures placement
Conditions:	Previously displayed ONLY IF 1) High School Education Level = "Will be enrolled in high school (or lower grade) and college at the same time" AND 2) "hs_country = United States", ELSE do not display
Onscreen Label/Prompt Text:	"Have you completed the 11 <sup>th</sup> grade?"
Notes:	Deprecated from CCCApply application in September 2018 (6.7.0)

## Grade Point Average

Data Element:	grade_point_average
Apply API (Glue):	gradePointAverage
Description:	Applicant's response to high school grade point average (GPA).
Type/Format, Length:	Var char, 5
Values/Response Options:	Text input _ . _ _
Allows Null:	Yes
Default:	None
Storage/Usage:	Data collection for purposes of Multiple Measures placement
Field Error Check:	Must be a numeric value between 0.00 - 4.00, else error message, "You must enter a numerical GPA that is not 0.00 or higher than 4.00. If you are unsure, please estimate."
Page Error Check:	Required response; Must not be 0.00 or higher than 4.00, else error message, "You must enter a numerical GPA that is not 0.00 or higher than 4.00. If you are unsure, please estimate."
Conditions:	<p>Always display "High School Transcript Information" section with Grade Point Average question IF either of the following conditions have been met:</p> <p>IF <i>Highest Grade Completed</i> (Condition #1) is NOT "currently in 9th grade or lower, or no high school at all"  AND  High School Country = United States</p> <p>OR</p> <p>IF High School Education Level is one of the following:</p> <ul style="list-style-type: none"> <li>• Received high school diploma from US high school</li> <li>• Passed a high school equivalency test</li> <li>• Received a Certificate of California High School Proficiency;</li> </ul>

	<p>AND</p> <p>High School Country &lt;hs_country&gt; is "United States"</p> <p>THEN, display with other required "High School Transcript Information" questions;</p> <p>ELSE, DO NOT DISPLAY SECTION or any section questions.</p>
Onscreen Label/Prompt Text:	What was your unweighted high school GPA (grade point average)? Please enter a value between 0.00 and 4.00.
Additional Text:	If you are still in high school, enter your cumulative unweighted GPA as of the end of 11th grade. <i>If unsure, please estimate.</i>
Help:	<p>Help text: Enter your cumulative unweighted, high school GPA with a value between 0.00 and 4.00. If you are still in high school, please estimate.</p> <p>There are two (2) hyperlinks that trigger the same Help Pop-Up Box.</p> <p>Hyperlink: "<a href="#">unweighted high school GPA</a>" in the onscreen question;</p> <p>Hyperlink: "<a href="#">cumulative unweighted GPA</a>" in the Additional text.</p> <p>&lt; Help text:&gt;</p> <p>High School Transcript: Grade Point Average</p> <p>You may want to refer to your high school transcript to answer this question.</p> <p><b>Cumulative GPA:</b> This is the running total of your GPA that includes all of your high school coursework.</p> <p><b>Unweighted GPA:</b> Typically, transcripts will show both a weighted and unweighted GPA. The unweighted GPA has a maximum value of 4.0 and does not assign extra points or "weight" to classes that are more difficult such as AP or Honors classes.</p>
Notes:	Appears in new section in Education table: High School Transcript Information; optional display in CCCApply. College must opt-in for section to display and to download data field.

## Highest English Course Completed

Data Element:	highest_english_course
Apply API (Glue):	highestEnglishCourse
Description:	Applicant's response to highest English course completed in high school.
Type/Format, Length:	Integer
Values/Response Options:	<p>1 = 12th grade Advanced Placement (AP) English Composition or Literature</p> <p>2 = 12th grade Honors English Composition or Literature</p> <p>3 = 12th grade English Composition or Literature</p> <p>4 = 11th grade Advanced Placement (AP) English Composition or Literature</p> <p>5 = 11th grade Honors English Composition or Literature</p> <p>6 = 11th grade English Composition or Literature</p>

	7 = 10th grade (or lower) English Composition or Literature 0 = None of the Above / Don't Know
Allows Null:	Yes
Default:	None
Storage/Usage	Data collected to support Multiple Measures placement
Field Error Check:	
Page Error Check:	Required response if displayed on screen, else error message, "You must select the highest English course you completed in high school or choose "None of the above / Don't Know" from the Values/Response Options."
Conditions:	Always display, if <i>Grade Point Average</i> question and High School Transcript Information section are displayed
Onscreen Label/Prompt Text:	What was the highest English course you completed in high school? "You may have passed or not passed the course, but you remained enrolled until the end."
Additional Text:	If you are currently enrolled in high school, this would typically be in 11th grade or earlier.
Notes:	Appears in new section in Education table: High School Transcript Information Updated text in September 2018 (v.6.2.0). But there was NO change made to the data field name.
Revision Log	Per AB705 committee, the value for "None of the Above / Don't know" should be "0" zero (not X). Updated onscreen text and page error validation text in release 6.2.0 (9.28.18)

## Highest English Course Completed Grade

Data Element:	highest_english_grade
Apply API (Glue):	highestEnglishGrade
Description:	Applicant's response to grade received in the highest English course completed in high school
Type/Format, Length:	
Values/Response Options:	A A- B+ B B- C+ C C- D



	F P NP ON = Other Non-Passing grade X = None of the Above / Don't Know
Allows Null:	Yes
Default:	None
Storage/Usage:	Used for assessment placement
Field Error Check:	None
Page Error Check:	Required response, IF "Highest English Course Completed " is NOT "None of the Above / Don't Know", else error message, "You must select the grade you received for the highest English course <a href="#">you completed</a> in high school."
Conditions:	Always display and require a response if the student selects any response OTHER THAN "None of the Above / Don't Know" in Highest English Course Taken, DO NOT Display If student selects "None of the Above / Don't Know" in Highest English Course Taken.
Onscreen Label/Prompt Text:	What grade did you receive?
Additional Text:	None
Notes:	Appears in new section in Education table: High School Transcript Information; Optional display in CCCApply. College must opt-in for section to display and to download data field. Updated text in September 2018 (v.6.2.0). But there was NO change made to the data field name.
Revision Log	Updated onscreen text and page error validation text in release 6.2.0 (9.28.18)

## Highest Math Course Completed

Data Element:	highest_math_course_taken
Apply API (Glue):	highestMathCourseTaken
Description:	Applicant's response to highest math course completed in high school.
Type/Format, Length:	Integer
Value/Response Options:	1 – Pre-algebra or lower 2 – Algebra 1 3 – Integrated Math 1 4 – Integrated Math 2 5 – Geometry

	<p>6 – Algebra 2</p> <p>7 – Integrated Math 3</p> <p>8 – Statistics</p> <p>9 – Integrated Math 4</p> <p>10 – Trigonometry</p> <p>13 – Math Analysis</p> <p>11 – Pre-calculus</p> <p>12 – Calculus or higher</p> <p>0 - None of the Above / Don't Know</p>
Allows Null:	Yes
Default:	None
Storage/Usage:	Data collected to support Multiple Measures placement
Field Error Check:	TBD
Page Error Check:	Required response, else error message, "You must select the highest math course you <b>completed</b> in high school or choose "None of the Above / Don't Know" from the response options."
Conditions:	Always display and require a response IF criteria is met for either condition listed in "High School Transcript Information" section above.
Onscreen Label/Prompt Text:	"What was the highest <u>math course</u> you completed in high school? You may have passed or not passed the course, but you remained enrolled until the end."
Additional Text:	If you are currently enrolled in high school, this would typically be in 11th grade or earlier."
Help:	<p>Hyperlink: Under the words "<u>math course</u>" in the onscreen question triggers a Help Pop-Up box displaying the text below.</p> <p><b>&lt;Help text:&gt;</b></p> <p>High School Transcript: Math course definition</p> <p>You may want to refer to your High School transcript to answer this question</p> <p><b>Pre-algebra, Fundamentals of Math, Algebra Preparation, Algebra Skills, Algebra or Math Essentials, Math 9</b></p> <p>Topics include: exponents and radicals (e.g. square roots), the coordinate system, sets, logic formulas, and solving linear, first-degree equations and inequalities. These classes often cover the use of equations to solve word problems is taught along with solving equations in one and two variables.</p> <p><b>Algebra 1, Algebra, Algebra 1B, First Year Algebra</b></p> <p>Topics includes: addition, subtraction, multiplication and division of real numbers; inequalities and absolute value in equations; slope and x and y intercepts, graphing of linear equations; inequalities and quadratic equations; systems of two linear equations; polynomials; rational expressions and functions; the quadratic formula;</p> <p><b>Integrated Math 1</b></p> <p>Topics include: functions; algebra; geometry; statistics; probability; discrete mathematics; measurement; number; logic; and language.</p>

	<p><b>Integrated Math 2</b>  Topics include: quadratic expressions, equations, and functions; comparing their characteristics and behavior to those of linear and exponential relationships.</p> <p><b>Geometry, Plane and Solid Geometry, Formal Geometry, Academic Geometry, etc. (usually occurs after Algebra 1)</b>  Topics includes: graphing lines, areas and volumes of plane figures and solids; congruence and similarity; the Pythagorean theorem; properties of angles, parallel and perpendicular lines, triangles, special right triangles, quadrilaterals, and circles; and basic trigonometric function.</p> <p><b>Algebra 2, Algebra II, Intermediate Algebra, Advanced Algebra, Algebra 2/Trigonometry (usually occurs after Geometry)</b>  Topics includes: polynomials of higher order, logarithms and logarithmic functions, absolute value, systems of linear equations and inequalities, matrices, operations on polynomials, rational expressions, quadratic equations and functions, conic sections, inverse functions, sequences and series, the basic ideas of probability and statistics.</p> <p><b>Integrated Math 3</b>  Topics include: applying methods from probability and statistics to draw inferences and conclusions from data; expanding understanding of functions to include polynomial, rational, and radical functions; trigonometry of general triangles and trigonometric functions.</p> <p>Statistics, Probability and Statistics, AP Statistics (students having completed AP Statistics should consult with college assessment and admissions websites and/or personnel)  Topics includes: independent events, conditional probability, discrete random variables; examinations of chance-based phenomena; standard distributions; mean, median, and mode; variance and standard deviation; probability theory; and data organization.</p> <p><b>Integrated Math 4</b>  Topics include: advanced geometry, advanced algebra, and probability and statistics.</p> <p><b>Trigonometry</b>  Trigonometry course topics include: radian measure; unit circle; trigonometric identities; simplifying trigonometric expressions; graphs of trigonometric functions and their inverse; polar coordinates; analytic geometry; and graphing circular functions.</p> <p><b>Math Analysis</b>  Topics include polar coordinates, vectors, complex numbers, limits, mathematical induction, fundamental theorem of algebra, conic sections, rational functions, and functions and equations defined parametrically.</p> <p><b>Pre-calculus, or Trigonometry and Math Analysis (must include both)</b>  Topics includes: coordinate geometry with analytical methods and proofs; equations and graphs of conic sections; rectangular and polar coordinates; parametric equations; vectors; the study of polynomial, logarithmic, exponential, and rational functions and their graphs; induction; limits and rate change; continuity; and problem analysis.</p> <p>Calculus, AP Calculus, IB Math SL, IB Math HL, or other courses beyond Calculus such as Linear Algebra (students having completed AP or IB courses should consult with college assessment and admissions websites and/or personnel)  Topics includes: the study of derivatives and differentiation; limits; instantaneous rates of change; areas under graphs of functions of first and second derivatives; integration; the definite and indefinite integral; and applications of calculus.</p>
<p>Notes:</p>	<p>Appears in new section in Education table: High School Transcript Information Optional display in CCCApply.</p>

	Updated the text and added a value to existing data field (13 = Math Analysis), and a hyperlink / Pop-Up help text box was added to the question text. But there was NO change made to the data field name or format/length in September 2018 (v.6.2.0)
Revision Log	Updated onscreen text and page error validation text in release 6.2.0 (9.28.18). Added data value (13 = Math Analysis) and Pop-up Help text.

## Highest Math Course Taken Grade

Data Element:	highest_math_taken_grade
Apply API (Glue):	highestMathTakenGrade
Description:	Applicant's response to grade received for highest math course completed in high school.
Type/Format, Length:	Varchar, 2
Value/Response Options:	<p>A</p> <p>A-</p> <p>B+</p> <p>B</p> <p>B-</p> <p>C+</p> <p>C</p> <p>C-</p> <p>D</p> <p>F</p> <p>P - Pass</p> <p>NP – Non-pass</p> <p>ON = Other Non-passing Grade</p> <p>X = None of the Above / Don't Know</p>
Allows Null:	Yes
Default:	None
Storage/Usage:	Data collected to support Multiple Measures placement
Field Error Check:	None
Page Error Check:	Required response, else error message, "You must select the grade you received for the highest math class <a href="#">completed</a> in high school."
Conditions:	Display and require a response if <highest_math_course_taken> is NOT "None of the Above / Don't Know"

Onscreen Label/Prompt Text:	What grade did you receive? [menu]
Additional Text:	
Help:	None
Notes:	Appears in new section in Education table: High School Transcript Information Optional display in CCCApply. College must opt-in for section to display and to download data field. Updated text in September 2018 (v.6.2.0) but there was NO change made to the data field name.
Revision Log	Updated onscreen text and page error validation text in release 6.2.0 (9.28.18)

## Highest Math Course Passed

Data Element:	highest_math_course_passed
Apply API (Glue):	highestMathCoursePassed
Description:	Applicant's response to highest math course <i>passed</i> with a Pass or a C- grade or better in high school.
Type/Format, Length:	Integer
Value/Response Options:	<p>1 – Pre-algebra or lower</p> <p>2 – Algebra 1</p> <p>3 – Integrated Math 1</p> <p>4 – Integrated Math 2</p> <p>5– Geometry</p> <p>6 – Algebra 2</p> <p>7 – Integrated Math 3</p> <p>8– Statistics</p> <p>9 – Integrated Math 4</p> <p>10 – Trigonometry</p> <p>13 – Math Analysis</p> <p>11 – Pre-calculus</p> <p>12 – Calculus or higher</p> <p>0 - None of the Above / Don't Know</p>
Allows Null:	Yes
Default:	None
Storage/Usage:	Data collected to support Multiple Measures placement
Field Error Check:	TBD

Page Error Check:	Required response if displayed, else error message, "You must select the highest math course you passed with a C- or better grade in high school?"
Conditions:	DO NOT display if "Highest Math Course Completed" is "None of the Above / Don't Know" OR if "Highest Math Course Completed Grade" is C- or better";
Onscreen Label/Prompt Text:	"What was the highest math course you passed with a Pass, C-, or better grade, in high school?"
Help:	<p>Hyperlink: Under the words "<u>math course</u>" in the onscreen question triggers a Help Pop-Up box displaying the text below.</p> <p><b>&lt;Help text:&gt;</b></p> <p>High School Transcript: Math course definition</p> <p>You may want to refer to your High School transcript to answer this question</p> <p><b>Pre-algebra, Fundamentals of Math, Algebra Preparation, Algebra Skills, Algebra or Math Essentials, Math 9</b></p> <p>Topics include: exponents and radicals (e.g. square roots), the coordinate system, sets, logic formulas, and solving linear, first-degree equations and inequalities. These classes often cover the use of equations to solve word problems is taught along with solving equations in one and two variables.</p> <p><b>Algebra 1, Algebra, Algebra 1B, First Year Algebra</b></p> <p>Topics includes: addition, subtraction, multiplication and division of real numbers; inequalities and absolute value in equations; slope and x and y intercepts, graphing of linear equations; inequalities and quadratic equations; systems of two linear equations; polynomials; rational expressions and functions; the quadratic formula;</p> <p><b>Integrated Math 1</b></p> <p>Topics include: functions; algebra; geometry; statistics; probability; discrete mathematics; measurement; number; logic; and language.</p> <p><b>Integrated Math 2</b></p> <p>Topics include: quadratic expressions, equations, and functions; comparing their characteristics and behavior to those of linear and exponential relationships.</p> <p><b>Geometry, Plane and Solid Geometry, Formal Geometry, Academic Geometry, etc. (usually occurs after Algebra 1)</b></p> <p>Topics includes: graphing lines, areas and volumes of plane figures and solids; congruence and similarity; the Pythagorean theorem; properties of angles, parallel and perpendicular lines, triangles, special right triangles, quadrilaterals, and circles; and basic trigonometric function.</p> <p><b>Algebra 2, Algebra II, Intermediate Algebra, Advanced Algebra, Algebra 2/Trigonometry (usually occurs after Geometry)</b></p> <p>Topics includes: polynomials of higher order, logarithms and logarithmic functions, absolute value, systems of linear equations and inequalities, matrices, operations on polynomials, rational expressions, quadratic equations and functions, conic sections, inverse functions, sequences and series, the basic ideas of probability and statistics.</p> <p><b>Integrated Math 3</b></p> <p>Topics include: applying methods from probability and statistics to draw inferences and conclusions from data; expanding understanding of functions to include polynomial, rational, and radical functions; trigonometry of general triangles and trigonometric functions.</p> <p>Statistics, Probability and Statistics, AP Statistics (students having completed AP Statistics should consult with college assessment and admissions websites and/or personnel)</p> <p>Topics includes: independent events, conditional probability, discrete random variables; examinations</p>

	<p>of chance-based phenomena; standard distributions; mean, median, and mode; variance and standard deviation; probability theory; and data organization.</p> <p><b>Integrated Math 4</b> Topics include: advanced geometry, advanced algebra, and probability and statistics.</p> <p><b>Trigonometry</b> Trigonometry course topics include: radian measure; unit circle; trigonometric identities; simplifying trigonometric expressions; graphs of trigonometric functions and their inverse; polar coordinates; analytic geometry; and graphing circular functions.</p> <p><b>Math Analysis</b> Topics include polar coordinates, vectors, complex numbers, limits, mathematical induction, fundamental theorem of algebra, conic sections, rational functions, and functions and equations defined parametrically.</p> <p><b>Pre-calculus, or Trigonometry and Math Analysis (must include both)</b> Topics includes: coordinate geometry with analytical methods and proofs; equations and graphs of conic sections; rectangular and polar coordinates; parametric equations; vectors; the study of polynomial, logarithmic, exponential, and rational functions and their graphs; induction; limits and rate change; continuity; and problem analysis.</p> <p>Calculus, AP Calculus, IB Math SL, IB Math HL, or other courses beyond Calculus such as Linear Algebra (students having completed AP or IB courses should consult with college assessment and admissions websites and/or personnel) Topics includes: the study of derivatives and differentiation; limits; instantaneous rates of change; areas under graphs of functions of first and second derivatives; integration; the definite and indefinite integral; and applications of calculus.</p>
Notes:	<p>Appears in new section in Education table: High School Transcript Information Optional display in CCCApply. College must opt-in for section to display and to download data field.</p> <p>Updated text and added a data field value (13 = Math Analysis). But there was NO change made to the data field name.</p>
Revision Log	<p>Updated onscreen text and page error validation text in release 6.2.0 (9.28.18). Added data value (13 = Math Analysis) and Pop-up Help text.</p>

## Highest Math Course Passed Grade

Data Element:	highest_math_passed_grade
Apply API (Glue):	highestMathPassedGrade
Description:	Applicant’s response to grade received for highest math course <i>passed</i> in high school with a Pass or C- or greater.
Type/Format, Length:	Varchar, 2
Value/Response Options:	<p>A</p> <p>A-</p> <p>B+</p> <p>B</p>

	<p>B-</p> <p>C+</p> <p>C</p> <p>C-</p> <p>P</p> <p>0 = None of the Above / Don't Know</p>
Allows Null:	Yes
Default:	None
Storage/Usage:	Collected to support Multiple Measures placement
Field Error Check:	None
Page Error Check:	Required response if <highest_math_course_passed> is displayed, else error message, "You must select the grade you received for the highest math course you passed with a C- or better grade in high school."
Conditions:	Display and require a response if "Highest Math Course Passed with a Pass or C- or greater" is NOT "None of the Above / Don't Know";
Onscreen Label/Prompt Text:	What grade did you receive? [menu]
Help:	None
Notes:	Appears in new section in Education table: High School Transcript Information Optional display in CCCApply. College must opt-in for section to display and to download data field.
Revision Log	Updated onscreen text and page error validation text in release 6.2.0 (9.28.18)



## Colleges Attended Information

The number of College/University question sets that will appear depends on the response to Number of Colleges Attended.

To minimize redundancy, this document provides tables for the College/University 1 question set only. For College/University 2, College/University 3, and College/University 4, everything is the same as for College/University 1 **except**:

Wherever it occurs in the tables, “College/University 1” will be replaced by “College/University 2”, “College/University 3”, or “College/University 4” as appropriate.

The question set for College/University 2 will appear when Number of Colleges Attended is ‘2’, ‘3’, ‘4’, or ‘5 or more’.

The question set for College/University 3 will appear when Number of Colleges Attended is ‘3’, ‘4’, or ‘5 or more’.

The question set for College/University 4 will appear when Number of Colleges Attended is ‘4’ or ‘5 or more’.

### Sorting Colleges Attended

When there are two or more colleges, they can be listed in any order by the applicant. However, in the database they will be sorted and saved in order of attendance, with College/University 1 the most recently attended. The primary sorting date will be Attendance Ended; the secondary sorting date will be Attendance Began. If two or more colleges have the same Attendance Ended date and the same Attendance Began date, it doesn’t matter which comes before the other in the sorting.

## Number of Colleges Attended

Data Element:	college_count
Apply API (Glue):	collegeCount
Description:	Applicant’s response to Number of Colleges Attended question
Type/Format, Length:	smallint
Value/Response Options:	0 = None 1 = 1 2 = 2 3 = 3 4 = 4 5 = 5 or more
Allows Null:	No
Default:	None
Storage/Usage:	
Field Error Check:	None
Page Error Check:	Required response; else error message, “You must select the number of colleges/universities you have attended.”

	<p>Must not be 'None' if Enrollment Status is 'First time at this college; have attended another college' or 'Returning student to this college after absent for a main term'; else error message, "Your Enrollment Status and number of colleges attended do not agree. Please correct one or the other."</p> <p>Must not be 'None' if Higher Education Level is 'Received an associate degree' or 'Received a bachelor's degree or higher'; else error message, "Your Higher Education Level cannot indicate a college degree if the number of colleges/universities you have attended is None. Please correct one or the other."</p>
Onscreen Label/Prompt Text:	Specify the number of colleges you have attended including those you are currently attending.
Conditions:	<p>Hidden by default;</p> <p>Display <b>and require a response</b> IF "College Enrollment Status" &lt;enroll_status&gt; is:                  "2 = Transfer student from another college (Keep existing logic)" OR                  "3 = Returning student to this college after absent for a main term" OR                  "Y = Enrolling in high school (or lower grade) and college at the same time" OR                  "Z = Enrolling in adult school and authorized to enroll in college at the same time."                  ELSE <i>do not display</i> hidden college questions.</p>
Help:	None
Notes:	<p>Information about colleges attended is sorted as follows:</p> <p>The number of College/University question sets that will appear depends on the response to Number of Colleges Attended.</p> <p>If the Number of Colleges Attended is '5 or more', we probably want to insert instructional text after the Number of Colleges Attended question. This text would tell the user which colleges to list: most recent; most significant; anything as long as the highest degree is included. To minimize redundancy, this document provides tables for the College/University 1 question set only. For College/University 2, College/University 3, and College/University 4, everything is the same as for College/University 1 except:</p> <p>Wherever it occurs in the tables, "College/University 1" will be replaced by "College/ University 2", "College/University 3", or "College/University 4" as appropriate.</p> <p>The question set for College/University 2 will appear when Number of Colleges Attended is '2', '3', '4', or '5 or more'.</p> <p>The question set for College/University 3 will appear when Number of Colleges Attended is '3', '4', or '5 or more'.</p> <p>The question set for College/University 4 will appear when Number of Colleges Attended is '4' or '5 or more'.</p> <p>Sorting Colleges Attended:</p> <p>When there are two or more colleges, they can be listed in any order by the applicant. However, in the database they will be sorted and saved in order of attendance, with College/University 1 the most recently attended. The primary sorting date will be Attendance Ended; the secondary sorting date will be Attendance Began. If two or more colleges have the same Attendance Ended date and the same Attendance Began date, it doesn't matter which comes before the other in the sorting.</p> <p><b>Note:</b> CCCApply does resort the Colleges Attended list; however, to prevent confusion for the user, the sorting does not occur until the page is completed (i.e., sorting will not occur when the page is saved but not completed).</p>

## College Expelled Summary

Data Name:	college_expelled_summary
------------	--------------------------

Apply API (Glue):	collegeExpelledSummary
Description:	Whether applicant was expelled or is undergoing expulsion from any listed college.
MIS Correlation:	None
Type/Format, Length:	Boolean
Value/Response Options:	1 - True 0 – False
Characteristics:	Downloadable System-generated Hidden
Notes/Constraints:	IF any of the col1_expelled_status1 thru 4 are true THEN college_expelled_summary = true ELSE college_expelled_summary = false  Assembly Bill 2171 added Education Code 76038 to the Education Code. Under the new law, a community college district is now authorized (but not required) to deny admission to a student who has been expelled from another district for specified offenses, such as murder, causing or threatening to cause serious physical injury to another except in self-defense, sexual assault, kidnapping, stalking, or unlawful possession of a firearm or explosive. A district may require an applicant to disclose expulsion from another district for the specified offenses, and may take into account an applicant's failure to do so in determining whether to grant admission.
Online Help:	N/A

## College/University {1-4}: Country

Data Element:	col1_country, col2_country col3_country col4_country
Apply API (Glue):	col1Country
Description:	Applicant's response to question for College Attended: Country
Type/Format, Length:	bpchar, 2
Value/Response Options:	ISO 3166 International Standard for country codes Alpha-2 code (officially assigned)
Allows Null:	No
Default:	Defaults to United States
Storage/Usage:	Disables College Finder if not US
Field Error Check:	None
Page Error Check:	None (assuming default selection and no option for selecting a non- response).
Onscreen Label/Prompt Text:	Country [menu]

Conditions:	Appears if Number of Colleges Attended is not 'None'.
Additional Text:	None
Help:	Select the country in which the college or university is located.
Notes:	<p>Defaults to US on application</p> <p>Note: Data elements, characteristics, and values for College/University 2, College/ University 3, and College/University 4 are the same as for College/University 1 (i.e. the data element for the College/University 2 country is col2_country).</p> <p>Users may enter colleges in any order; the system will reorder the colleges from most recent (College/University 1) to least recent (College/University 4). Primary sort date is Date Attended To (end_date); secondary sort date is Date Attended To (start_date).</p> <p>colleges_attended table</p>

### College/University {1-4}: State

Data Element:	col1_state col2_state col3_state col4_state
Apply API (Glue):	col1State
Description:	Applicant's response to question for College Attended: State
Type/Format, Length:	bpchar, 2
Values/Response Options:	Menu of U.S. states, territories, etc., with California at top. Defaults to "Select a State".
Allows Null:	Yes, only if Country is not US
Default:	None
Storage/Usage:	
Field Error Check:	Select the state in which the college or university is located.
Page Error Check:	State selection must be made if Country is "United States", else, error message: "Please select your state."
Onscreen Label/Prompt Text:	State [menu]
Conditions:	Appears if College/University 1: Country is United States.
Additional Text:	None
Pop-Up Help:	None
Notes:	Defaults to CA on application

	colleges_attended table
Notes:	This is a rare menu field that has a default selection.

## College/University {1-4}: Name

Data Element:	col1_name col2_name col3_name col4_name
Apply API (Glue):	col1Name col2Name col3Name col4Name
Description:	Applicant's response to question for College Attended: Name
Type/Format, Length:	varchar, 30
Value/Response Options:	Text string up to 30 characters
Allows Null:	No
Default:	None
Storage/Usage:	
Field Error Check:	None
Page Error Check:	School must be selected from the list or "My school is not in the list" is checked followed by manual entry of the name; else error message, "You must enter the name of your college or university."
Conditions:	Appears if Country is United States.
Onscreen Label/Prompt Text:	User is prompted to enter the college name and/or city in the search box. The college name is populated from the school lookup table when the user selects a school from the list. If the user clicks "My school is not in the list" the user enters the field.
Additional Text:	None
Help:	Please make every effort to find your college or university using this school finder search field. Begin typing three or more characters of your school name, or the city name, into the search field to display a list of 25 schools that match the criteria. Continue typing to narrow your search results. You may navigate the list using the up and down arrow keys. If your college is not listed, select "My school is not in the list" at the bottom of the list. This field is required.
Notes:	Can come from College Finder or from applicant entry 508 compliant. Help and other supported screen reader changes were made to this field to ensure the School Finder tool passes 508 accessibility review. February 2015. colleges_attended

## College/University {1-4}: City

Data Element:	col1_city col2_city col3_city col4_city
Apply API (Glue):	col1City col2City col3City col4City
Description:	Applicant's response to question for College Attended: City
Type/Format, Length:	varchar, 20
Value/Response Options:	Text string up to 20 characters
Allows Null:	No
Default:	None
Storage/Usage:	
Field Error Check:	None
Page Error Check:	Required response; else error message, "For College/University x, you must enter the name of the City."
Conditions:	Appears if either College/University Country is not United States or "My school is not in the list" in clicked.
Onscreen Label/Prompt Text:	User is prompted to enter the college name and/or city in the search box. The college city is populated from the school lookup table when the user selects a school from the list. If the user clicks "My school is not in the list" the user enters the field.
Additional Text:	None
Help:	Enter the name of the city or town in which the college/university is located. None
Notes:	Can come from College Finder or from applicant entry colleges_attended table

## College/University {1-4}: CDS Code

Data Element:	col1_cds, col2_cds, col3_cds, col4_cds
Apply API (Glue):	col1Cds col2Cds col3Cds col4Cds
Description:	College's CDS code from College Finder, or generic code if not from Finder
Type/Format, Length:	bpchar, 6

<p>Value/Response Options:</p>	<p>If State is California: CDS code from College Finder, else if there is no CDS code in Finder or if the school is entered manually, then 600050</p> <p>If Country is not US: 8XXXXXX</p> <p>If Country is US but State is not California (whether the school is entered manually or found in the school table):</p>
<p>AL = 600010                  AK = 600020                  AZ = 600030                  AR = 600040                  CA = varies by college                  CO = 600060                  CT = 600070                  DE = 600080                  DC = 600510                  FL = 600090                  GA = 600100                  HI = 600110                  ID = 600120                  IL = 600130                  IN = 600140                  IA = 600150                  KS = 600160                  KY = 600170                  LA = 600180                  ME = 600190                  MD = 600200                  MA = 600210                  MI = 600220                  MN = 600230                  MS = 600240                  MO = 600250                  MT = 600260                  NE = 600270                  NV = 600280                  NH = 600290</p>	<p>NJ = 600300                  NM = 600310                  NY = 600320                  NC = 600330                  ND = 600340                  OH = 600350                  OK = 600360                  OR = 600370                  PA = 600380                  RI = 600390                  SC = 600400                  SD = 600410                  TN = 600420                  TX = 600430                  UT = 600440                  VT = 600450                  VA = 600460                  WA = 600470                  WV = 600480                  WI = 600490                  WY = 600500                  AS = 600610                  FM = 8XXXXXX                  GU = 600650                  MH = 8XXXXXX                  MP = 8XXXXXX                  PW = NULL                  PR = 600810                  VI = 600890                  AA = NULL                  AP = NULL                  AE = NULL</p>
<p>Allows Null:</p>	<p>No</p>
<p>Default:</p>	<p>None</p>
<p>Storage/Usage:</p>	

Notes:	
--------	--

### College/University {1-4}: Full CDS Code

Data Element:	col1_cds_full, col2_cds_full, col3_cds_full, col4_cds_full
Apply API (Glue):	col1CdsFull col2CdsFull col3CdsFull col4CdsFull
Description:	College’s full, 14-digit CDS code from College Finder, or generic code if not from Finder
Type/Format, Length:	Varchar, 14
Value/Response Options:	<p>If State is California: CDS code from College Finder, else if there is no CDS code in Finder or if the school is entered manually, then 600050</p> <p>If Country is not US: 8XXXXX</p> <p>If Country is US but State is not California (whether the school is entered manually or found in the school table):</p>
AL = 600010 AK = 600020 AZ = 600030 AR = 600040 CA = varies by college CO = 600060 CT = 600070 DE = 600080 DC = 600510 FL = 600090 GA = 600100 HI = 600110 ID = 600120 IL = 600130 IN = 600140 IA = 600150 KS = 600160 KY = 600170 LA = 600180 ME = 600190 MD = 600200	NJ = 600300 NM = 600310 NY = 600320 NC = 600330 ND = 600340 OH = 600350 OK = 600360 OR = 600370 PA = 600380 RI = 600390 SC = 600400 SD = 600410 TN = 600420 TX = 600430 UT = 600440 VT = 600450 VA = 600460 WA = 600470 WV = 600480 WI = 600490 WY = 600500



MA = 600210	AS = 600610
MI = 600220	FM = 8XXXXXX
MN = 600230	GU = 600650
MS = 600240	MH = 8XXXXXX
MO = 600250	MP = 8XXXXXX
MT = 600260	PW = NULL
NE = 600270	PR = 600810
NV = 600280	VI = 600890
NH = 600290	AA = NULL
	AP = NULL
	AE = NULL
Allows Null:	No
Default:	None
Storage/Usage:	
Notes:	colleges_attended table
Revision Log:	Added March 2017; Pulling from the same data source, but this will display and download the full 14-digit college CDS code.

### College/University {1-4}: CEEB Code

Data Element:	col1_ceed col2_ceed col3_ceed col4_ceed
Apply API (Glue):	col1Ceeb col2Ceeb col3Ceeb col4Ceeb
Description:	College's CEEB code from College Finder, if available
Type/Format, Length:	bpchar, 7
Value/Response Options:	CEEB code or null
Allows Null:	Yes
Default:	None
Storage/Usage:	
Notes:	

## College/University {1-4}: Date From

Data Element:	col1_start_date col2_start_date col3_start_date col4_start_date
Apply API (Glue):	col1StartDate col2StartDate col3StartDate col4StartDate
Description:	Applicant's response regarding start date at college (date from)
Type/Format, Length:	Date, 10 (download format of yyyy-mm-dd)
Value/Response Options:	Valid date
Allows Null:	No
Default:	None
Storage/Usage:	Secondary sort date for colleges attended
Field Error Check:	Year must be after 1900; else error message, "You must enter a 4-digit year after 1900."
Page Error Check:	Required; else error message, "You must specify when Attendance Began for College/ University 1." Cannot be after month/year of <RDD>; else error message, "For College/University n, you cannot specify a date after <RDDmonth> <RDDyear> for Attendance Began. If the date is incorrect, please correct it. Do not list the college/university if you will not have begun attendance by <RDDmonth> <RDDyear>."
Conditions:	Appears if Number of Colleges Attended is not 'None'.
Onscreen Label/Prompt Text:	Attendance Began Month [menu] Year [textbox] yyyy
Additional Text:	None
Values/Response Options:	Date: mm/yyyy
Pop-Up Help:	Specify the date you first began attending this college/university.
Notes:	Secondary data element used to sort attended colleges for database storage & download.

## College/University {1-4}: Date To

Data Element:	col1_end_date col2_end_date col3_end_date col4_end_date
Apply API (Glue):	col1EndDate col2EndDate col3EndDate col4EndDate
Description:	Applicant's response regarding end date at college (date to)

Type/Format, Length:	Date, 10 (download format of yyyy-mm-dd)
Values/Response Options:	Date: mm/yyyy
Allows Null:	No
Default:	None
Storage/Usage:	Primary sort date for colleges attended
Field Error Check:	Year must be after 1900; else error message, "You must enter a 4-digit year after 1900."
Page Error Check:	Required response; else error message, "For College/University n, you must specify when Attendance Ended." Cannot be more than one year after month/year of <RDD>; else error message, "For College/ University n, you cannot specify a date after <RDDmonth> <RDDyear+> for Attendance Began. If you are currently attending this college, please enter the date that the current term ends." Cannot be before Attendance Began; else error message; "For College/University n, you have specified an earlier date for Attendance Ended than for Attendance Began. Please correct the incorrect date."
Conditions:	Appears if Number of Colleges Attended is not 'None'.
Onscreen Label/Prompt Text:	Attendance Ended Month [menu] Year [textbox] yyyy
Additional Text:	None
Pop-Up Help:	Specify the date your attendance ended at this college/university.
Notes:	Primary data element used to sort attended colleges for database storage & download.

### College/University {1-4}: College Expelled Status

Data Name:	col1_expelled_status col2_expelled_status col3_expelled_status col4_expelled_status
Apply API (Glue):	col1ExpelledStatus col2ExpelledStatus col3ExpelledStatus col4ExpelledStatus
Description:	Whether applicant was expelled or is undergoing expulsion.
MIS Correlation:	None
Data Type/ Format:	boolean
Values/Response Options:	Checkbox: Selected or not. 1 - Yes

	0 – No or blank [internal default]
Field Error Check:	None. Field is optional.
Page Error Check:	None
Onscreen Label/Prompt Text:	Check here if you were expelled or are in the process of expulsion procedures.
Conditions:	Appears if Number of Colleges Attended is not 'None'.
Additional Text:	None
Help:	None
Notes:	None

### College/University {1-4}: Degree Type

Data Element:	col1_degree_obtained col2_degree_obtained col3_degree_obtained col4_degree_obtained
Apply API (Glue):	col1DegreeObtained col2DegreeObtained col3DegreeObtained col4DegreeObtained
Description:	Applicant's response regarding degree received (if any)
Type/Format, Length:	bpchar, 1
Values/Response Options:	X = No degree A = Associate degree B = Bachelor degree or higher C = Certificate Null = No response
Allows Null:	Yes
Default:	None
Storage/Usage:	
Field Error Check:	None
Page Error Check:	Required selection; else error message, "For College/University n, you must select the Degree you received, or 'No degree'."  Can't be higher degree level than "Higher Ed Level"; else error message, "For College/University n, you selected a Degree Received that is a higher degree level than you indicated in your response to College Education Level. Please fix the incorrect response." Note: This edit should only be performed if the college degree date is A or B.

Conditions:	Appears if Number of Colleges Attended is not 'None'.
Onscreen Label/Prompt Text:	Degree Received
Additional Text:	None
Help:	Select the degree or certificate you obtained from this college/university, if any.

## College/University {1-4}: Degree Date

Data Element:	col1_degree_date col2_degree_date col3_degree_date col4_degree_date
Apply API (Glue):	col1DegreeDate col2DegreeDate col3DegreeDate col4DegreeDate
Description:	Applicant's response to date degree awarded (if any)
Type/Format, Length:	Date, 10 (download format of yyyy-mm-dd)
Values:	Valid date
Allows Null:	Yes
Default:	None
Storage/Usage:	
Notes:	colleges_attended table
Onscreen Label/Prompt Text:	Degree Date Month [menu] Year [textbox] yyyy
Conditions:	Appears only if Degree Received is not 'No degree'.
Additional Text:	None
Values/Response Options:	Date: mm/yyyy
Help:	As accurately as possible, indicate the date of your highest college degree.
Field Error Check:	Year must be after 1900; else error message, "You must enter a 4-digit year after 1900."
Page Error Check:	Required response; else error message, "For College/University 1, you must provide the Degree Date." Cannot be more than one year after month/year of <RDD>; else error message, "For College/University n, do not include a degree that will be awarded after <RDDmonth> <RDDyear+>." Cannot be before Attendance Began; else error message, "For College/University, you cannot specify a Degree Date that is before the date Attendance Began. Please correct the dates as appropriate."

Notes:	None
--------	------

### College/University {1-4}: College Not Listed

Data Element:	col1_not_listed col2_not_listed col3_not_listed col4_not_listed
Apply API (Glue):	col1NotListed col2NotListed col3NotListed col4NotListed
Description:	Indicates if the link “college not listed” was clicked. Means the school was manually entered by the applicant.
Type/Format, Length:	Boolean
Values/Response Options:	Checked or Unchecked.
Allows Null:	Yes
Default:	None
Storage/Usage:	
Field Error Check:	None
Page Error Check:	None
Conditions:	Always appears in the list of schools at the bottom of the list.
Onscreen Label/Prompt Text:	Link within list of schools: My school is not in the list.
Additional Text:	None
Help:	None
Notes:	Clicking this link will open the Name and city fields for manual entry.

## Citizenship & Immigration Status

The tables in this section show the fields that are populated from the Citizenship/Military tab of the CCCApply standard application.

NOTE: The Citizenship & Military page does not appear on the Application if the application is started and submitted using the Noncredit application URL (“non\_credit=True”)

### Citizenship & Immigration Status

Data Element:	citizenship_status
Apply API (Glue):	citizenshipStatus
Description:	Applicant’s response to Citizenship Status
Type/Format, Length:	bpchar, 1
Values/Response Options:	1 = U.S. Citizen 2 = Permanent Resident 3 = Temporary Resident / Amnesty 4 = Refugee / Asylee 5 = Student Visa (F-1 or M-1) 6 = Other X = Noncredit Application
Allows Null:	No
Default:	None
Storage/Usage:	Correlates to MIS SB06
Field Error Check:	None
Page Error Check:	Required selection; else error message, “You must select your citizenship status.”
Onscreen Label/Prompt Text:	Citizenship & Immigration Status [menu]
Conditions:	Always
Additional Text:	This text appears below the “—Select Status—” drop-down list prior to a selection being made: “This information will be used for admissions and state reporting purposes. Your responses will be kept private and secure, and will not be used for discriminatory purposes.”
Help:	Select the response from the menu that best represents your citizenship or immigration status. This information will not be used to determine your admission to this college.
Notes:	Correlates to MIS SB06.
Revision Log:	March 2020 – Updated the question label per request to support undocumented students.

## Alien Registration Number

Data Element:	alien_reg_number
Apply API (Glue):	alienRegNumber
Description:	Applicant's response to Alien Registration Number
Type/Format, Length:	9 Alphanumeric Characters All numbers; 7 – 9 numbers If 7 numbers – add two leading zeros If 8 numbers – add one leading zero
Values/Response Options:	Text string
Allows Null:	Yes
Default:	None
Storage/Usage:	
Field Error Check:	Number must be all numeric digits, 7 – 9 digits in length, numbers less than 9 digits will have leading zeros added to the number, else error, "The Alien Registration Number must be all numeric digits. The number entered must be 7 to 9 digits in length. Numbers less than 9 digits will have leading zeros added to the number."
Page Error Check:	Required response if Citizenship Status = 'Permanent Resident'; else error message, "You must provide your Alien Registration Number." Optional user response if Citizenship Status = '3 = Temporary Resident / Amnesty' or '4 = Refugee / Asylee'.
Onscreen Label/Prompt Text:	Alien Registration Number [textbox]
Conditions:	Appears only if Citizenship Status is one of the following: Permanent Resident Temporary Resident / Amnesty Refugee / Asylee
Additional Text:	None
Help:	Enter your Alien Registration number, if you have one. The Alien Registration Number must be all numeric digits. The number entered must be 7 to 9 digits in length.
Notes:	None

## Visa Type

Data Element:	visa_type
Apply API (Glue):	visaType
Description:	Applicant's VISA Type



Type/Format, Length:	ASCII Normal; Alphanumeric (20)
Values/Response Options:	See Table F: Visa Types
Allows Null:	Yes
Default:	None
Storage/Usage:	
Field Error Check:	None
Page Error Check:	Required response if Citizenship Status = 'Other' and 'No Documents' is unchecked; else error message, "You must select your Visa Type or check 'No Documents'." Required response if Citizenship Status = 'Student Visa'; else error message, "You must select your Visa Type." If Citizenship Status = 'Student Visa', then Visa Type dropdown is restricted to F1 and M1.
	If visa_type is Student Visa F1 or M1, then do not display the Residency Page. "IF <visa_type> is F1, M1, or J1, THEN <no_perm_address_homeless> must be empty (No/False), else error message, "We found a conflict in your responses. F1, M1, or J1 student visa holders, must provide a permanent address in order to submit this application. Please enter your permanent address by editing your OpenCCC Account on the Account Information section." If 'No Documents' is checked, then the Visa Type dropdown is disabled with a no selection.
Conditions:	Appears only if Citizenship Status is one of the following: Student Visa (F-1 or M-1) Other
Onscreen Label/Prompt Text:	Visa Type [menu]
Additional Text:	None
Help:	Visa Type [link] A citizen of a foreign country who seeks to enter the United States generally must first obtain a U.S. visa, which is placed in the traveler's passport. Visa types are defined by U.S. immigration law, and relate to the purpose of travel to the U.S. Your visa type is indicated under the 'Visa Type/Class' heading, as illustrated on the U.S. Department of State website: <a href="https://travel.state.gov/content/visas/en/general/all-visacategories.html">https://travel.state.gov/content/visas/en/general/all-visacategories.html</a> .
Notes:	For a list of Visa Types, see <a href="#">Table F: Visa Types</a>
Revision Log:	Field length updated v.6.9 Rev. 12.5.14 – Updated Table F (Visa Types). v1.1: Changed meaning of "OTHR" option from 'Other or None' to 'Other' in Table of Visa Types.

## No Documents

Data Element:	no_documents
---------------	--------------

Apply API (Glue):	noDocuments
Description:	Applicant has checked box for No Documents
Type/Format, Length:	boolean, 1
Value/Response Options:	Checked or Unchecked 1 = True/Yes 0 = False/No
Allows Null:	Yes
Default:	None
Storage/Usage:	
Field Error Check:	None
Page Error Check:	If checked, visa_type is disabled and set to no selection.
Conditions:	Appears only if Citizenship Status is 'Other'
Onscreen Label/Prompt Text:	[checkbox] No Documents
Additional Text:	None
Pop-Up Help:	None
Notes:	None

## Visa/Alien Registration Issue Date

Data Element:	alien_reg_issue_date
Apply API (Glue):	alienRegIssueDate
Description:	Applicant's response regarding Visa/Alien Registration Issue Date
Type/Format, Length:	Date, 10 (yyyy-mm-dd for download)
Values/Response Options:	Date: mm/dd/yyyy
Allows Null:	Yes
Default:	None
Storage/Usage:	
Field Error Check:	Required response if Alien Registration Number is entered OR Citizenship Status is "5 = Student Visa F1 or M1" OR "Visa Type is selected AND "No Documents" is empty; else error message, "You must enter your Visa/Alien Registration issue date."

Page Error Check:	<p>Cannot be prior to birthdate, "Your Visa/Alien Registration issue date cannot be before your date of birth; please correct."</p> <p>Day must be valid for month; else error message, "The day you selected is not valid for the month you selected."</p> <p>If mm/dd is February 29, year must be a leap year; else error message, "The day you selected is not valid for the year you entered."</p> <p>Must not be after Visa/Alien Registration Expiration Date; else error message, "Your Visa/ Alien Registration Expiration Date must be before your Visa/Alien Registration Expiration Date."</p>
Conditions:	Appears if Citizenship Status is 'Student Visa (F-1 or M-1)' or if Alien Registration Number is entered or if a Visa Type is selected.
Onscreen Label/Prompt Text:	<p>Visa/Alien Registration Issue Date</p> <p>Month [menu] Day [menu] Year [textbox] yyyy</p>
Additional Text:	None
Help:	Provide the issue date of your Visa or Alien Registration Card.
Notes:	None

## Visa/Alien Registration Expiration Date

Data Element:	alien_reg_expire_date
Apply API (Glue):	alienRegExpireDate
Description:	Applicant's response regarding Visa/Alien Registration Expiration Date
Type/Format, Length:	Date, 10 (yyyy-mm-dd download format)
Values/Response Options:	Date: mm/dd/yyyy
Allows Null:	Yes
Default:	None
Storage/Usage:	
Field Error Check:	Required response if alien_reg_issue_date is entered AND 'No Expiration Date' is not checked; else error message, "You must enter your Visa/Alien Registration Issue Date, or check 'No Expiration Date'."
Page Error Check:	<p>Cannot be prior to birthdate, "Your Visa/Alien Registration expiration date cannot be before your date of birth; please correct."</p> <p>Day must be valid for month; else error message, "The day you selected is not valid for the month you selected."</p> <p>If mm/dd is February 29, year must be a leap year; else error message, "The day you selected is not valid for the year you entered."</p> <p>Must not be before Visa/Alien Registration Issue Date; else error message, "Your Visa/Alien Registration Expiration Date must be after your Visa/Alien Registration Issue Date."</p>

Conditions:	Appears if Citizenship Status is 'Student Visa (F-1 or M-1)' or if Alien Registration Number is entered or if a Visa Type is selected.
Onscreen Label/Prompt Text:	Visa/Alien Registration Expiration Date Month [menu] Day [menu] Year [textbox] yyyy
Additional Text:	None
Help:	Provide the expiration date of your Visa or Alien Registration Card, or check "No Expiration Date."
Notes:	None

## Visa/Alien Registration: No Expiration Date

Data Element:	alien_reg_no_expire
Apply API (Glue):	alienRegNoExpire
Description:	Applicant has checked box for No Expiration Date
Type/Format, Length:	boolean, 1
Value/Response Options:	Checked or Unchecked 1 = True/Yes 0 = False/No
Allows Null:	Yes
Default:	None
Storage/Usage:	
Conditions:	Appears if Alien Registration Number is entered or if a Visa Type is selected.
Field Error Check:	If checked, the alien_reg_expire_date fields are disabled. On Save or Continue, the expiration date will be nullified.
Page Error Check:	None
Onscreen Label/Prompt Text:	[checkbox] No Expiration Date
Help:	Check this box if your Visa or Alien Registration Card does not have an expiration date.

## Military Information

### Military Status

Data Element:	military_status
Apply API (Glue):	militaryStatus
Description:	Applicant’s response to Military Status
Type/Format, Length:	bpchar, 1
Value/Response Options:	<p>1 = None apply to me</p> <p>2 = I am currently serving on active duty</p> <p>3 = My parent/guardian/spouse is currently serving on active duty</p> <p>4 = I served in the U.S. military (veteran)</p> <p>5 = no longer in use</p> <p>6 = no longer in use</p> <p>7 = My parent/guardian/spouse served in the U.S. military (veteran)</p> <p>8 = I am a member of the Active Reserve</p> <p>9 = My parent/guardian/spouse is a member of the Active Reserve</p> <p>A = I am a member of the National Guard</p> <p>B = My parent/guardian/spouse is a member of the National Guard</p> <p>X = Noncredit Application</p>
Allows Null:	No
Default:	None
Storage/Usage:	
Field Error Check:	None

<p>Page Error Check:</p>	<p>Required selection; else error message, "You must select your Military Status."                  If the Military Status is:                  2 - "I am currently serving on active duty", <b>OR</b>                  3 - "My parent/guardian/spouse is currently serving on active duty", then:                  Display the State of Legal Residence question and require a response                  Display the Home of Record question and require a response                  If the Home of Record response is "Foreign Country", then:                  Display the Country of Record question and require a response                  Display the Stationed in California question and require a response                  If response is "Yes", then display "In California for educational purposes for 30 days or more" question and require a response;</p> <p>4 - "I served in the U.S. military (veteran)" <b>OR</b>                  7 - "My parent/guardian/spouse served in the US military (veteran)", then:                  Display the Date you were discharged date fields and require a response                  Display the Type of discharge question and require a response                  Display the State of Legal Residence (military) when discharged question and require a response                  Display the Home of Record when discharged question and require a response;                  If the response is Foreign Country, then display the Country of Record when discharged question and require a response                  Display the Were you stationed in California question but do NOT require a response;</p> <p>8 - "I am a member of the Active Reserve" <b>OR</b>                  A - "I am a member of the National Guard", then:                  Display the State of Legal Residence question and require a response                  Display the Home of Record question and require a response;                  If the Home of Record response is "Foreign Country", then:                  Display the Country of Record question and require a response'                  Display the Stationed in California question and require a response</p>
<p>Conditions:</p>	<p>Always</p>
<p>Onscreen Label/Prompt Text:</p>	<p>U.S. Military Status as of &lt;RDD&gt;: [menu]</p>
<p>Additional Text:</p>	<p>None</p>
<p>Help:</p>	<p>Select your U.S. Military Status as of &lt;RDD&gt;.</p>
<p>Notes:</p>	<p>Replaced all references to "veteran" with "served in the US military" per AB2478 (at CCCCO mandate.) residency table</p>
<p>Notes:</p>	<p>Per CCCCO, no longer using the term "veteran". Changed all instances to "Served in the US military" on 12.5.14</p>

## Military Discharge Date

Data Element:	military_discharge_date
Apply API (Glue):	militaryDischargeDate
Description:	Applicant's response to Military Discharge Date
Type/Format, Length:	Date, 10 (yyyy-mm-dd download format)
Values/Response Options:	Date: mm/dd/yyyy
Allows Null:	Yes
Default:	None
Storage/Usage:	
Field Error Check:	<p>Client and Server-side validation:</p> <p>Year is after 1900; else error message: "&lt;fieldname&gt; You must enter a 4-digit year after 1900."</p> <p>Date is before DOB; else error message: "&lt;fieldname&gt; You cannot enter a date before your date of birth."</p> <p>Leap year validation: If mm/dd is February 29, year must be a leap year; else error message: "&lt;fieldname&gt; The day you selected is not valid for the year you entered."</p> <p>Day must be valid for month; else error message, "&lt;fieldname&gt; The day you selected is not valid for the month you selected."</p>
Page Error Check:	<p>Required response; else error message, "You must provide your Military Discharge Date."</p> <p>Must not be after &lt;RDD&gt;; else error message, "The Military Discharge Date cannot be after &lt;RDD&gt;. Please correct either the Discharge Date or the U.S. Military Status as of &lt;RDD&gt;."</p>
Conditions:	<p>Appears only if Military Status is one of the following:</p> <p>4 - "I served in the US military (veteran)"</p> <p>7 - "My parent/guardian/spouse served in the U.S. military (veteran)"</p>
Onscreen Label/Prompt Text:	<p>Discharge Date</p> <p>Month [menu] Day [menu] Year [textbox] yyyy</p>
Additional Text:	None
Help:	Enter the date you were discharged from the military.
Notes:	<p>AB2478 asks for government and educational entities to stop using the term "veteran" and start using "Served in the US military", as many former military members whom never saw combat do not associate themselves with being a "veteran", especially women.</p> <p>Supports California SB272, which as of 1/1/08 grants enrollment priority to veterans for 2 years after discharge from active duty.</p>

## Military Discharge Type

Data Element:	discharge_type
Apply API (Glue):	dischargeType
Description:	Applicant's response to type of discharge
Type/Format, Length:	Char(1)
Value/Response Options:	1 = Honorable 2 = Entry level separation (ELS) 3 = General 4 = Other Than Honorable (OTH) 5 = Clemency Discharge 6 = Bad Conduct (BCD) 7 = Dishonorable
Allows Null:	No
Default:	None
Storage/Usage:	
Field Error Check:	None
Page Error Check:	Required response when Military Status is one of the following: 4 - "I served in the U.S. military (veteran) 7 - "My parent/guardian/spouse served in the U.S. military (veteran) else error message, "You must select the discharge type".
Conditions:	Appears only if Military Status is one of the following: 4 - "I served in the U.S. military (veteran)" 7 - "My parent/guardian/spouse served in the U.S. military (veteran)"
Onscreen Label/Prompt Text:	Type of Discharge [menu]
Additional Text:	None
Help:	Please select the type of military discharge that applies to you.
Notes:	Supports AB2478: Recently Discharged Military: Act to amend Section 68075.5 of the Education Code, relating to public postsecondary education. residency table

## State of Legal Residence (Military)

Data Element:	military_legal_residence
---------------	--------------------------



Apply API (Glue):	militaryLegalResidence
Description:	Applicant's response to "State of Legal Residence (Military)"
Type/Format, Length:	bpchar, 2
Values/Response Options:	Menu of U.S. states and territories plus "Foreign Country"
Allows Null:	Yes
Default:	None
Storage/Usage:	
Field Error Check:	None
Page Error Check:	Required selection; else error message, "You must select your State of Legal Residence (Military)."
Onscreen Label/Prompt Text:	State of Legal Residence (Military) [menu]
Conditions:	Appears only if Military Status is one of the following: 2 - "I am currently serving on active duty" 3 - "My parent/guardian/spouse is currently serving on active duty" 4 - "I served in the U.S. military (veteran)" 7 - "My parent/guardian/spouse served in the U.S. military (veteran)" 8 - "I am a member of the Active Reserve" A - "I am a member of the National Guard"
Additional Text:	None
Help:	Link displays: In the military, your "State of legal residence" (also called "domicile") is the place you consider as your true, fixed, and permanent home. It is the state to which you officially intend to return after your military service. Help displays: Select the Military State of Legal Residence for yourself or for your spouse or parent in the military.
Notes:	None

## Military Home State

Data Element:	military_home_state
Apply API (Glue):	militaryHomeState
Description:	Applicant's response to "Home of Record"
Type/Format, Length:	bpchar, 2
Values/Response Options:	Menu of U.S. states and territories plus "Foreign Country"

Values:	USPS state codes, plus XX = Foreign Country
Allows Null:	Yes
Default:	None
Storage/Usage:	
Field Error Check:	None
Page Error Check:	Required selection; else error message, "You must select the Home of Record."
Onscreen Label/Prompt Text:	Home of Record [menu]
Conditions:	<p>Appears only if Military Status is one of the following:</p> <ul style="list-style-type: none"> <li>2 - "I am currently serving on active duty"</li> <li>3 - "My parent/guardian/spouse is currently serving on active duty"</li> <li>4 - "I served in the U.S. military (veteran)"</li> <li>7 - "My parent/guardian/spouse served in the U.S. military (veteran)"</li> <li>8 - "I am a member of the Active Reserve"</li> <li>A - "I am a member of the National Guard"</li> </ul>
Help:	<p>Link displays:</p> <p>"Home of record" is almost always the state where you first joined the military. "Home of record" is an accounting term used by the military to determine a number of military benefits, such as travel allowances, transportation expenses, travel time to report to duty, etc. "Home of record" and "State of legal residence" are usually the same, because most people joining the military do so in the state that is their legal residence. However, "Home of record" and "State of legal residence" need not be the same.</p> <p>Help displays:</p> <p>Select the Military Home of Record for yourself or for your spouse or parent in the military.</p>
Data Element:	residency: military_home_state

## Military Home Country

Data Element:	military_home_country
Apply API (Glue):	militaryHomeCountry
Description:	Applicant's response to Home of Record, State
Type/Format, Length:	bpchar, 2
Values:	<p>ISO 3166 International Standard for country codes</p> <p>Alpha-2 code (officially assigned)</p>
Allows Null:	Yes

Default:	None
Storage/Usage:	
Notes:	residency table
Onscreen Label/Prompt Text:	Country of Record [drop-down list]
Conditions:	Appears only if Home of Record <military_home_state> is 'Foreign Country'.
Values/Response Options:	Menu of Countries per ISO, not including United States
Help	Select the Country of Record for yourself or for your spouse or parent in the military.
Field Error Check	
Page Error Check:	Required selection; else error message, "You must select your Country of Record if your Home of Record is 'Foreign Country'."
Notes:	None

## Military: Stationed in California

Data Element:	military_ca_stationed
Apply API (Glue):	militaryCaStationed
Description:	Applicant's response to whether military person is currently stationed in California
Type/Format, Length:	boolean, 1
Response Options/Values:	1 = True/Yes 0 = False/No
Allows Null:	Yes
Default:	None
Storage/Usage:	
Onscreen Label/Prompt Text:	Currently Stationed in California?
	Yes [radio button] No [radio button]

Conditions:	Appears only if Military Status is one of the following: 2 - "I am currently serving on active duty" 3 - "My parent/guardian/spouse is currently serving on active duty" 4 - "I served in the U.S. military (veteran)" 7 - "My parent/guardian/spouse served in the U.S. military (veteran)" 8 - "I am a member of the Active Reserve" A - "I am a member of the National Guard"
Additional Text:	
Field Error Check:	None
Page Error Check:	Required response; else error message, "You must indicate whether you or your parent/guardian/spouse is currently stationed in California."
Notes:	residency
Last Revision:	

## Military: Stationed in California for Educational Purposes

Data Element:	military_stationed_ca_ed
Apply API (Glue):	militaryStationedCaEd
Description:	Applicant's response to whether military person (or spouse/parent/dependent) is stationed in California for educational purposes only for 30 days or more.
Type/Format, Length:	boolean, 1
Values:	1 = True/Yes 0 = False/No
Allows Null:	Yes
Default:	None
Storage/Usage:	Used in Residency Algorithm as indicated in Table C. If value is Yes, integrity check flag 65 will be generated.
Notes:	This question was previously removed from CCCApply (Xap) in 2011, citing Legal Opinion 10-05. However, when correctly interpreted, in this case federal law trumps state law –  Providing the current military member (or spouse/dependent) has been assigned to CA for educational purposes for more than 30 days.
Onscreen Label/Prompt Text:	"Is your assignment in California for educational purposes for 30 days or more?" Yes [radio button] No [radio button]

Conditions:	Appears only if Military Status is one of the following: 2 - "I am currently serving on active duty" 3 - "My parent/guardian/spouse is currently serving on active duty" AND Military Stationed in California is "Yes"
Additional Text:	Alt Question Text: Parent/Guardian/Spouse: "Is the military member's assignment in California for educational purposes for 30 days or more?" Yes [radio button] No [radio button]
Values/Response Options:	As shown in Prompt Text.
Help:	None
Field Error Check:	None
Page Error Check:	Required response if "Currently Stationed in California = Yes; else error message, "You must specify whether you or your parent/guardian/spouse is stationed in California for educational purposes for 30 days or more."
Notes:	This question was previously removed from CCCApply (Xap) in 2011, citing Legal Opinion 10-05. However, when correctly interpreted, in this case federal law trumps state law – providing the current military member (or spouse/dependent) has been assigned to CA for education purposes for more than 30 days. residency table

## Military Veteran Consent

Data Element:	military_veteran_consent
Apply API (Glue):	N/A
Description:	Applicant affiliated with the U.S. armed forces' optional response to give consent to have their contact information provided to the Dept. of Veteran's Affairs.
Type/Format, Length:	boolean
Values:	true/false
Allows Null:	Yes
Default:	None
Storage/Usage:	Response is stored/delivered in the Data Warehouse Report Server only. Not available in the Download Client, Report Center or delivered via SuperGlue.
Onscreen Label/Prompt Text:	Would you like to be contacted about state and federal benefits to Veterans and their family members? [ checkbox ] I consent to this agency transmitting my name, email address, mailing address, and mobile telephone number to the Department of Veterans Affairs only for the purpose of receiving

	<p>additional information on veterans benefits for which I may be eligible. I understand that this consent is valid for 12 months.</p> <p>ES: ¿Le gustaría que lo contactemos para saber acerca de los beneficios estatales y federales para los veteranos y sus familiares?</p> <p>[ checkbox ] Doy mi consentimiento para que esta agencia transmita mi nombre, dirección de correo electrónico, dirección postal y número de teléfono móvil al Departamento de Asuntos de Veteranos solo con el fin de recibir información adicional sobre los beneficios de veteranos para los que puedo ser elegible. Entiendo que este consentimiento tiene 12 meses de validez.</p> <p>Consentimiento del veterano para que lo contacten</p>
Conditions:	Appears if <military_status> response is NOT "None apply to me".
Values/Response Options:	<p>Checked = True/Yes</p> <p>Unchecked = False/No</p>
Field Error Check	optional response
Page Error Check:	optional response
Notes:	<p>AB305: This bill requires intake or application form, to request permission from that person to transmit their contact information to the Department of Veterans Affairs so that the person may be notified of potential eligibility to receive state and federal veterans benefits.</p>

## Residency

The tables in this section show the fields that are populated from the Residency tab of the CCCApply standard application.

NOTE: The Residency page does not appear on the Application *IF*:

- the Citizenship Status response makes residency unnecessary
- the application is started and submitted using the Noncredit application URL (“non\_credit=True”)

Note: Refer to Appendix A: Submission Calculation Service for a complete breakdown of the residency status determination (Standard application only).

### California Resident for Two Years

Data Element:	ca_res_2_years
Apply API (Glue):	caRes2years
Description:	Applicant’s response regarding their residency in California since two years before RDD.
Type/Format, Length:	boolean, 1
Values/Response Options:	1 = True/Yes 0 = False/No
Allows Null:	Yes
Default:	None
Storage/Usage:	
Field Error Check:	None
Page Error Check:	Required response; else error message, “You must specify whether or not <you have/your parent or guardian has> lived in California since <RDD minus 2 years>.”
Conditions:	Always appears  If <i>Subject to Parent/Guardian</i> = ‘Yes’, then question text will display: “Has your parent or guardian lived in California ...”
Onscreen Label/Prompt Text:	Have you lived in California continuously since <RDD minus 2 years>? [radio button] Yes [radio button] No
Additional Text:	None
Help:	Indicate yes or no if you have lived in California for two years or more as of <RDD – 2 years>.
Notes:	NOTE: The <i>Residency</i> page does not display to the user in the Application if the Citizenship Status response makes residency unnecessary.

### Date Current Stay in California Began

Data Element:	ca_date_current
Apply API (Glue):	caDateCurrent

Description:	Applicant's response to Date Current Stay in California Began
Type/Format, Length:	Date, 10 (yyyy-mm-dd download format)
Values/Response Options:	Date: mm/dd/yyyy
Allows Null:	Yes
Default:	None
Storage/Usage:	
Field Error Check:	<p>Day must be valid for month; else error message, "The day you selected is not valid for the month you selected."</p> <p>If mm/dd is February 29, year must be a leap year; else error message, "The day you selected is not valid for the year you entered."</p> <p>Must be after &lt;RDD&gt; minus 2 years; else error message, "You have indicated that you have not lived in California continuously since &lt;RDD minus 2 years&gt;, but the date you entered for the beginning of your current stay in California is before&lt;RDD minus 2 years&gt;. Please correct the incorrect response."</p> <p>Must not be after &lt;current_date&gt;; else error message, "For the beginning of your current stay in California, you cannot enter a date after &lt;current_date&gt;. Please correct the date or check 'Not yet arrived in California.'"</p>
Page Error Check:	Required response unless Not Yet Arrived in California is checked; else error message, "You must specify the date <you/your parent or guardian> arrived in California, or check 'Not yet arrived in California.'"
Onscreen Label/Prompt Text:	When did your CURRENT stay in California begin? Month [menu] Day [menu] Year [textbox] yyyy
Conditions:	Appears only if California Resident for 2 Years is 'No' [(ca_res_2_years) = No]. If Subject to Parent/Guardian is 'Yes', question text will be: "When did your parent's or guardian's CURRENT stay in California begin?"
Additional Text:	None
Help:	Specify the first day that <your/your parent's or guardian's> current stay in California began, disregarding temporary absences for education, business, or vacation.

## Not Yet Arrived in California

Data Element:	ca_not_arrived
Apply API (Glue):	caNotArrived
Description:	Whether applicant has checked the box for Not Yet Arrived in California
Type/Format, Length:	boolean, 1
Values/Response Options:	<p>Checked or Unchecked</p> <p>1 = True/Yes</p> <p>0 = False/No</p>
Allows Null:	Yes



Default:	None
Storage/Usage:	
Conditions:	Appears only if California Resident for 2 Years is 'No' [ca_res_2_years = No].
Field Error Check:	None
Page Error Check:	None
Onscreen Label/Prompt Text:	[checkbox] Not yet arrived in California
Additional Text:	None
Help:	None
Notes:	Checking this box clears and disables the month, day, and year fields.

## State College Employee

Data Element:	ca_college_employee
Apply API (Glue):	caCollegeEmployee
Description:	Whether applicant is a full-time employee, or spouse/dependent of a full-time employee, of a state college
Type/Format, Length:	boolean, 1
Values/Response Options:	As shown in Prompt Text. 1 = True/Yes 0 = False/No
Allows Null:	Yes
Default:	Set default to "Null" if question is hidden
Storage/Usage:	
Field Error Check:	None
Page Error Check:	Required selection if displayed onscreen; else error message, "You must indicate whether or not <You or your spouse/your parent or guardian> is a full-time employee of one of the listed colleges / universities."
Conditions:	Appears only if user selects one or more Out-of-State activities and the most recent year is within 2 years of the RDD If Subject to Parent/Guardian is 'Yes', question text will begin: "Is your parent or guardian a full-time employee ..."

Onscreen Label/Prompt Text:	Are you or your spouse a full-time employee of any of the following colleges/universities? California Community College California State University or College University of California Maritime Academy [radio button] Yes [radio button] No
Additional Text:	None
Help:	Click Yes if you are a full-time employee of one of the listed institutions. Otherwise, click No.
Revision Log:	March 2019

## Public School Employee

Data Element:	ca_school_employee
Apply API (Glue):	caSchoolEmployee
Description:	Whether applicant is a full-time credentialed employee of a California public school enrolling in college to fulfill credential-related requirements.
Type/Format, Length:	boolean, 1
Values/Response Options:	As shown in Prompt Text. 1 = True/Yes 0 = False/No
Allows Null:	Yes
Default:	Set to "Null" if question is hidden.
Storage/Usage:	
Field Error Check:	None
Page Error Check:	Required selection if displayed on screen; else error message, "You must indicate whether or not you are a fulltime credentialed employee of a California public school enrolling in college for purposes of fulfilling credential-related requirements."
Conditions:	Appears only if user selects one or more Out-of-State activities and the most recent year is within 2 years of the RDD If Subject to Parent/Guardian is 'Yes', question text will begin: "Is your parent or guardian a full-time..."
Onscreen Label/Prompt Text:	Are you a full-time credentialed employee of a California public school enrolling in college for purposes of fulfilling credential-related requirements?

	[radio button] Yes [radio button] No
Additional Text:	None
Help:	Click Yes if you are a full-time credentialed employee of a California public school and you are enrolling at this college for purposes of fulfilling credential-related requirements. Otherwise, click No.
Revision Log:	March 2019

## Seasonal Agricultural Worker

Data Element:	ca_seasonal_ag
Apply API (Glue):	caSeasonalAg
Description:	Whether applicant has been employed as a seasonal agricultural worker for at least a total of two months of each of the past two years.
Type/Format, Length:	boolean, 1
Values/Response Options:	As shown in Prompt Text. 1 = True/Yes 0 = False/No
Allows Null:	Yes
Default:	Set to "Null" if question is hidden
Storage/Usage:	
Conditions:	Appears only if user selects one or more Out-of-State activities and the most recent year is within 2 years of the RDD If Subject to Parent/Guardian is 'Yes', question text will begin: "Has your parent or guardian been employed"
Field Error Check:	None
Page Error Check:	Required selection if appears onscreen; else error message, "You must indicate whether or not <you have/your parent or guardian has> been employed as a seasonal agricultural worker for at least a total of two months in each of the past two years."
Onscreen Label/Prompt Text:	Have you been employed as a seasonal agricultural worker for at least a total of two months in each of the past two years? [radio button] Yes [radio button] No
Additional Text:	None

Help:	Click Yes if you been employed as a seasonal agricultural worker for two months or more in each of the past two years. Otherwise, click No.
Notes:	None

## Homeless Youth

Data Element:	homeless_youth
Apply API (Glue):	homelessYouth
Description:	Whether applicant has been determined to be a homeless youth at any time within the last 24 months.
Type/Format, Length:	boolean, 1
Values/Response Options:	1 = True/Yes 0 = False/No
Allows Null:	Yes
Default:	If <no_perm_address_homeless> = 1 (True/Yes), default is set to Yes.
Field Error Check:	IF YES – set <i>Integrity Flag 40</i> to True/Yes Integrity Flag 40 = “Applicant is <b>under 25 years</b> and has been determined Homeless within last 24 months by authorized agencies.”
Page Error Check:	<p>If displayed, required selection; else error message, "We found a conflict in your responses. You must select Yes if you have ever been homeless in the last 24 months."</p> <p>Must be "Yes/True" if &lt;no_perm_address_homeless&gt; is Yes/True, else error message, " We found some problems with the information you submitted: The permanent address you provided for your OpenCCC student account says that you are homeless, but you selected "No" to the homeless question in this section of the application. To continue with this application, you must update your permanent address or select "Yes" to the homeless question on this Residency section of the application. You can click the Settings link at the top of this page and select OpenCCC Account from the menu to change your permanent address. Don't forget to Save your changes."</p> <p>Must be "Yes/True" if &lt;no_mailing_address_homeless&gt; is Yes/True, else error message, "We found some problems with the information you submitted: The current mailing address you provided for your OpenCCC student account says that you are homeless, but you selected "No" to the homeless question in this section of the application. To continue with this application, you must update your permanent address or select "Yes" to the homeless question on this Residency section of the application. You can click the Settings link at the top of this page and select OpenCCC Account from the menu to change your permanent address. Don't forget to Save your changes."</p>

Conditions:	<p>Only appears on the Residency page if applicant is under 25 years old at time of application.</p> <p>If &lt;no_perm_address_homeless&gt; checkbox = Yes, the default is set to Yes on this question.</p> <p>If applicant responds Yes to question, additional information panel displays (see additional text below);</p> <p>If applicant responds No, do not display the panel.</p>
Onscreen Label/Prompt Text:	<p>Label: Homeless Youth</p> <p>"Are you homeless now or have you been homeless at any time during the past 24 months?"</p> <p>Answer: Yes or No</p>
Additional Text:	<p><i>If applicant responds YES, the following additional information panel displays:</i></p> <p>"Next Steps for Homeless Youth</p> <p>The California Community Colleges have programs to help homeless and previously homeless students. <b>Contact the Admissions and Records office at your college to find out how you can validate your homeless or previously homeless status.</b> People and programs who can help with this validation include the following:</p> <ul style="list-style-type: none"> <li>• A financial aid administrator at your college</li> <li>• A high school or college homeless liaison or school social worker</li> <li>• An emergency shelter or transitional housing program, or other programs that serve homeless individuals</li> <li>• A federal TRIO program or Gaining Early Awareness and Readiness for Undergraduate Program (GEARUP)</li> <li>• For American Indian students, a representative of the student's tribe or a representative of a tribal organization that is a homeless services provider.</li> </ul> <p><i>If applicant responds No, hide the information panel.</i></p>
Help	<p>"Click Yes to specify whether you have been determined homeless anytime within the last 24 months by any of the agencies listed. If you have been determined homeless, contact the Admissions Office to present verification."</p>
Notes:	<p>October 2022: Onscreen label and conditional/dynamic text box added. (v.6.11.1)</p> <p>March 2017: Added in compliance with AB 801 – Homeless Youth</p> <p>A Yes response triggers <i>Integrity Flag 40</i> = "Applicant is under 25 years and has been determined Homeless within last 24 months by authorized agencies."</p>

## Foster Youth in California

Data Element:	<p>ca_foster_youth</p> <p>NO LONGER USED</p> <p>This question became obsolete and was removed from the application based on new requirements for AB 194 and MIS SG03.</p>
Apply API (Glue):	caFosterYouth
Description:	Whether applicant is a current or former Foster Youth in California and under 20 years of age at RDD.
Type/Format, Length:	boolean, 1

Values:	<p>The calculation for how to set this field based on the foster_youth_status field.</p> <table border="1"> <thead> <tr> <th>Value</th> <th>Meaning</th> <th>Logic</th> </tr> </thead> <tbody> <tr> <td>1</td> <td>AB669 Eligibility = Yes</td> <td>(foster_youth_status=1 OR =2 OR =6) AND (RDD* minus Birthdate &lt; 20 years)</td> </tr> <tr> <td>0</td> <td>AB669 Eligibility = No</td> <td>Logic: (foster_youth_status=0 OR =3 OR =4 OR =5) OR (RDD* minus Birthdate is &gt;= 20 years)</td> </tr> </tbody> </table> <p>* RDD = Residency Determination Date: 1 day before <i>term: date_start</i></p>	Value	Meaning	Logic	1	AB669 Eligibility = Yes	(foster_youth_status=1 OR =2 OR =6) AND (RDD* minus Birthdate < 20 years)	0	AB669 Eligibility = No	Logic: (foster_youth_status=0 OR =3 OR =4 OR =5) OR (RDD* minus Birthdate is >= 20 years)
Value	Meaning	Logic								
1	AB669 Eligibility = Yes	(foster_youth_status=1 OR =2 OR =6) AND (RDD* minus Birthdate < 20 years)								
0	AB669 Eligibility = No	Logic: (foster_youth_status=0 OR =3 OR =4 OR =5) OR (RDD* minus Birthdate is >= 20 years)								
Allows Null:	Yes									
Default:	None									
Storage/Usage:	To align with the updated requirements for AB12, this field was removed from the residency logic (Area B) and replaced with new logic (see Residency Area B Logic). The field will still populate based on the logic detailed under Values.									
Field Error Check:	None									
Notes:	This question became obsolete and was removed from the application based on new requirements for AB 194 and MIS SG03. The database field is still being populated but is no longer used in the residency algorithm.									
Notes:	NO LONGER USED. This database field is still being populated.									

## Foster Youth Status

Data Element:	foster_youth_status
Apply API (Glue):	fosterYouthStatus
Description:	Indicates the Foster Youth status of the applicant based on their screen input.
Type/Format, Length:	char 1
Values/Response Options:	<p>Set the value for this field as follows:</p> <p>0 = The response to “Have you ever been in <u>Court Ordered Foster Care?</u>” is No.</p> <p>Set the field based on the option selected when Foster Care question is Yes and the additional question text displays with radio buttons:</p> <p>1 = I am currently in foster care (including extended foster care after age 18).</p> <p>2 = I exited the foster care system <i>on or after</i> my 13th birthday.</p> <p>3 = No longer used</p> <p>4 = No longer used</p> <p>5 = I exited the foster care system <i>before</i> my 13th birthday.</p> <p>6 = I am not sure at what age I exited foster care.</p>

Allows Null:	Yes
Default:	None
Storage/Usage:	
Field Error Check:	<p>Required fields:</p> <p>For the Yes/No question, if not selected, error message is: "Please indicate if you have ever been in court-ordered foster care."</p> <p>When the Yes/No question = Yes, one of the options must be selected. If no option is selected, error message is: "Please select one of the foster care options."</p>
Page Error Check:	None
Conditions:	If the Residency page is displayed, this question will always appear.
Onscreen Label/Prompt Text:	<p>Have you ever been in court-ordered foster care? (See additional text below)</p>
Additional Text:	<p>When did you exit foster care?</p> <p>I am currently in foster care (including extended foster care after age 18).</p> <p>I exited the foster care system on or after my 13th birthday.</p> <p>I exited the foster care system before my 13th birthday.</p> <p>I am not sure at what age I exited foster care.</p>
Help:	<p>The help icon for: "Have you ever been in Court Ordered Foster Care?" question launches the following Help text modal:</p> <p><b>Court-Ordered Foster Care</b></p> <p>You have been in foster care if you were removed from your biological family through an order by a court, which can include placement with foster parents, in a group home, or with relatives/extended family members. If you were living with relatives, you must have been placed through the foster care system by an order of the court.</p> <p>Foster Care includes, but is not limited to, placement in out-of-home care under the supervision of the Juvenile Probation Department. As long as you were placed within the foster care system by order of a court, you were in foster care. Having a legal guardian does not necessarily mean that you have been in foster care. If you need assistance with determining whether you were in foster care, you can contact the California Foster Care Ombudsman's office at (877) 846-1602 or Email: fosteryouthhelp@dss.ca.gov.</p> <p>The help icon for: "<b>Court-Ordered Foster Care</b>" question label launches the following help text:</p> <p>Help Please indicate whether or not you have ever been placed in court-ordered Foster Care.</p> <p>The help icon for: "When did you exit foster care?" launches the following help text:</p> <p><b>Foster Youth Exit Cases</b></p> <p>Reasons for exiting foster can include adoption, entering legal guardianship, reunification with parent(s), emancipation at age 18, or disqualification or voluntary exit after age 18.</p> <p><b>Not Sure</b></p> <p>If you need assistance with determining when you exited foster care, you can contact the California Foster Care Ombudsman's office at (877) 846-1602 or Email: fosteryouthhelp@dss.ca.gov.</p>

Notes:	<p>May 2023: Response options were updated related to the age when the student "exited foster care" from 16 yro to 13 yro per SB512.</p> <p>June 2019: Question text and response options were updated per SB906</p> <p>2016: Question revised to better align data values with MIS and AB12.</p> <p>2013: Question revised.</p> <p>2009: Compliant to AB669</p> <p>See Appendix A: Submission Calculations Service Residency: Area B logic, Step 4.</p>
--------	--

## Foster Youth Priority

Data Element:	foster_youth_priority											
Apply API (Glue):	fosterYouthPriority											
Description:	Calculated result for AB194 eligibility. Eligibility is defined as being a current foster youth or former foster youth who was in foster care as of the applicant's 18th birthday and under age 25.											
Type/Format, Length:	boolean, 1											
Values:	<p>AFTER the foster_youth_status field has been set, set the value of foster_youth_priority as follows:</p> <table border="1" style="width: 100%; border-collapse: collapse;"> <thead> <tr style="background-color: #f2f2f2;"> <th style="width: 15%;">Value</th> <th style="width: 35%;">Meaning</th> <th style="width: 50%;">Logic</th> </tr> </thead> <tbody> <tr> <td style="text-align: center;">1</td> <td>AB194 Eligibility = Yes</td> <td>(foster_youth_status=1 OR =2 OR =3 OR =4 OR =6) AND (RDD* minus Birthdate &lt; 25 years) THEN set Flag 71</td> </tr> <tr> <td style="text-align: center;">0</td> <td>AB194 Eligibility = No</td> <td>(foster_youth_status =0 OR =5) OR (RDD* minus Birthdate is &gt;= 25 years)</td> </tr> </tbody> </table> <p>* RDD = Residency Determination Date: 1 day before <i>term: date_start</i></p>			Value	Meaning	Logic	1	AB194 Eligibility = Yes	(foster_youth_status=1 OR =2 OR =3 OR =4 OR =6) AND (RDD* minus Birthdate < 25 years) THEN set Flag 71	0	AB194 Eligibility = No	(foster_youth_status =0 OR =5) OR (RDD* minus Birthdate is >= 25 years)
Value	Meaning	Logic										
1	AB194 Eligibility = Yes	(foster_youth_status=1 OR =2 OR =3 OR =4 OR =6) AND (RDD* minus Birthdate < 25 years) THEN set Flag 71										
0	AB194 Eligibility = No	(foster_youth_status =0 OR =5) OR (RDD* minus Birthdate is >= 25 years)										
Allows Null:	Yes											
Default:	None											
Storage/Usage:	<p>Calculated result for AB194 eligibility.</p> <p>This field triggers Integrity Flag 71 (the applicant is eligible for Foster Youth Priority registration) if the value after calculation = 1.</p> <p>See Appendix A: <i>Table E– Residency Integrity Flags</i> for specific language.</p>											
Notes:	<p>The Foster Youth Priority field is the only trigger for Integrity Flag 71. The Integrity Flag 71 is triggered if the value after calculation is "1" (meaning the applicant is eligible for Foster Youth Priority registration).</p> <p>See <i>Table E. Residency Integrity Flags in Appendix A: Submission Calculation Logic &amp; Residency Algorithm.</i></p>											
Revision Log:	1/29/16											



## Foster Youth MIS

Data Element:	foster_youth_mis											
Apply API (Glue):	fosterYouthMis											
Description:	Derived field based on foster_youth_status.											
Type/Format, Length:	boolean, 1											
Values:	<p>AFTER the foster_youth_status field has been set, set the value of foster_youth_mis as follows:</p> <table border="1"> <thead> <tr> <th>Value</th> <th>Meaning</th> <th>Logic</th> </tr> </thead> <tbody> <tr> <td>1</td> <td>MIS SG03 = 1</td> <td><i>foster_youth_status=1 OR =2 OR =3 OR =4 OR =5</i></td> </tr> <tr> <td>0</td> <td>MIS SG03 = 0</td> <td><i>foster_youth_status=0</i></td> </tr> </tbody> </table> <p><b>Note:</b> Even though = 3 and = 4 are no longer used, they remain in the logic for assurance that in case the values should appear, they will be considered eligible.</p>			Value	Meaning	Logic	1	MIS SG03 = 1	<i>foster_youth_status=1 OR =2 OR =3 OR =4 OR =5</i>	0	MIS SG03 = 0	<i>foster_youth_status=0</i>
Value	Meaning	Logic										
1	MIS SG03 = 1	<i>foster_youth_status=1 OR =2 OR =3 OR =4 OR =5</i>										
0	MIS SG03 = 0	<i>foster_youth_status=0</i>										
Allows Null:	Yes											
Default:	None											
Storage/Usage:												
Notes:	In CCCApply, this field is case sensitive (lower) = foster_youth_mis											

## Declared Residency Outside California for Taxes

Data Element:	ca_outside_tax
Apply API (Glue):	caOutsideTax
Description:	Response to whether applicant (or parent/guardian) has declared residency in another state for state income tax purposes in the 2 years prior to RDD
Type/Format, Length:	boolean, 1
Values/Response Options:	<p>As shown in Question Text.            Values = True / False / Null            1 = True            0 = False            Null</p>
Allows Null:	Yes
Default:	<p>IF the question is displayed:            IF checkbox is NOT empty, value = True            IF checkbox IS EMPTY, then value = False</p>

	IF question is hidden: Set value = Null
Storage/Usage:	NOTE: IF hidden, such as in the Noncredit application, then default to NULL For a standard application, it will default to False, unless the user checks the checkbox.
Field Error Check:	None
Page Error Check:	Optional response.
Conditions:	If the Residency page is displayed, this question will always appear.
Onscreen Label/Prompt Text:	"As of <RDD minus 2 years>, have you engaged in any of the following activities? Check each activity that applies." [checkbox] I paid taxes outside of California [checkbox] I registered to vote outside of California [checkbox] I declared residency at a college or university outside of California [checkbox] I filed for a lawsuit or divorce outside of California  If Subject to Parent/Guardian is 'Yes', question text will be: As of <RDD minus 2 years>, has your parent or guardian engaged in any of the following activities?" Check each activity that applies." [checkbox] Taxes were paid outside of California [checkbox] Registered to vote outside of California [checkbox] Declared residency at a college or university outside of California [checkbox] Filed for a lawsuit or divorce outside of California
Additional Text:	None
Help:	Click Yes if, since <RDD – 2 years>, you filed an income tax return as a resident of a state other than California. Otherwise, click No.
Revision Log:	Combined all original Out-of-State Activity questions (question text & response options) to one, combined question with optional checkbox responses as shown in <i>Question Text</i>

## Declared Residency Outside California for Taxes Year

Data Element:	ca_outside_tax_year
Apply API (Glue):	caOutsideTaxYear
Description:	Most recent year indicated for declaring residency in another state for state income tax purposes
Type/Format, Length:	Date, 10 (yyyy-mm-dd download format)
Values/Response Options:	Four-digit year. UI entry: Integer, between <RDDyear> and <RDDYear – 2>

Allows Null:	Yes
Default:	None
Storage/Usage:	
Field Error Check:	Must be year portion of <RDD>, <RDD minus 1 year>, or <RDD minus 2 years>; else error message, "For '<have you/has your parent or guardian> declared residency in another state for state income tax purposes', the year must be between <RDDyear minus 2 years> and <RDDyear>."
Page Error Check:	Required response; else error message, "You must specify the year that <you/your parent or guardian> declared residency in another state for state income tax purposes."
Conditions:	Appears only if Residency Outside California for Taxes is 'Yes'.
Onscreen Label/Prompt Text:	If Yes, what was the most recent year? [textbox]
Additional Text:	None
Help:	Enter the year in which you most recently filed an income tax return as a resident of a state other than California.

## Registered to Vote Outside California

Data Element:	ca_outside_voted
Apply API (Glue):	caOutsideVoted
Description:	Response to whether applicant (or parent/guardian) has registered to vote in another state in the 2 years prior to RDD
Type/Format, Length:	boolean, 1
Values/Response Options:	As shown in Question Text. Values = True / False / Null 1 = True 0 = False Null
Allows Null:	Yes
Default:	IF the question is displayed: IF checkbox is NOT empty, value = True IF checkbox IS EMPTY, then value = False IF question is hidden: Set value = Null
Storage/Usage:	NOTE: IF hidden, such as in the Noncredit application, then default to NULL

	For a standard application, it will default to False, unless the user checks the checkbox.
Field Error Check:	None
Page Error Check:	Optional response.
Conditions:	If the Residency page is displayed, this question will always appear.
Onscreen Label/Prompt Text:	<p>"As of &lt;RDD minus 2 years&gt;, have you engaged in any of the following activities? Check each activity that applies."</p> <p>[checkbox] I paid taxes outside of California</p> <p>[checkbox] I registered to vote outside of California</p> <p>[checkbox] I declared residency at a college or university outside of California</p> <p>[checkbox] I filed for a lawsuit or divorce outside of California</p> <p>If Subject to Parent/Guardian is 'Yes', question text will be:</p> <p>As of &lt;RDD minus 2 years&gt;, has your parent or guardian engaged in any of the following activities?"</p> <p>Check each activity that applies."</p> <p>[checkbox] Taxes were paid outside of California</p> <p>[checkbox] Registered to vote outside of California</p> <p>[checkbox] Declared residency at a college or university outside of California</p> <p>[checkbox] Filed for a lawsuit or divorce outside of California</p>
Additional Text:	None
Help:	Click Yes if, since <RDD – 2 years>, you registered to vote in a state other than California. Otherwise, click No.
Revision Log:	<p>March 2019</p> <p>Combined all original Out-of-State Activity questions (question text &amp; response options) to one, combined question with optional checkbox responses as shown in <i>Question Text</i></p>

## Registered to Vote Outside California: Year

Data Element:	ca_outside_voted_year
Apply API (Glue):	caOutsideVotedYear
Description:	Most recent year indicated for registering to vote in another state
Type/Format, Length:	Date, 10 (yyyy-mm-dd download format)
Values/Response Options:	UI entry: Integer, between <RDDyear> and <RDDYear – 2>
Allows Null:	Yes
Default:	None

Storage/Usage:	
Field Error Check:	Must be year portion of <RDD>, <RDD minus 1 year>, or <RDD minus 2 years>; else error message, "For '<have you/has your parent or guardian> registered to vote in another state', the year must be between <RDDyear minus 2 years> and <RDDyear>."
Page Error Check:	Required response; else error message, "You must specify the year that <you/your parent or guardian> registered to vote in another state."
Conditions:	Appears only if Registered To Vote Outside California is 'Yes'.
Onscreen Label/Prompt Text:	If Yes, what was the most recent year? [textbox]
Additional Text:	None
Values/Response Options:	Four-digit year.
Help:	Enter the year in which you most recently registered to vote in a state other than California.

## Residence for College Outside California

Data Element:	ca_outside_college
Apply API (Glue):	caOutsideCollege
Description:	Response to whether applicant (or parent/guardian) has declared residency outside California to attend a college or university in the 2 years prior to RDD
Type/Format, Length:	boolean, 1
Values/Response Options:	Values = True / False / Null 1 = True 0 = False Null
Allows Null:	Yes
Default:	IF the question is displayed: IF checkbox is NOT empty, value = True IF checkbox IS EMPTY, then value = False IF question is hidden: Set value = Null
Storage/Usage:	NOTE: IF hidden, such as in the Noncredit application, then default to NULL For a standard application, it will default to False, unless the user checks the checkbox.
Field Error Check:	None

Page Error Check:	Optional response.
Conditions:	If the Residency page is displayed, this question will always appear.
Onscreen Label/Prompt Text:	<p>"As of &lt;RDD minus 2 years&gt;, have you engaged in any of the following activities? Check each activity that applies."</p> <p>[checkbox] I paid taxes outside of California</p> <p>[checkbox] I registered to vote outside of California</p> <p>[checkbox] I declared residency at a college or university outside of California</p> <p>[checkbox] I filed for a lawsuit or divorce outside of California</p> <p>If Subject to Parent/Guardian is 'Yes', question text will be:</p> <p>As of &lt;RDD minus 2 years&gt;, has your parent or guardian engaged in any of the following activities?"</p> <p>Check each activity that applies."</p> <p>[checkbox] Taxes were paid outside of California</p> <p>[checkbox] Registered to vote outside of California</p> <p>[checkbox] Declared residency at a college or university outside of California</p> <p>[checkbox] Filed for a lawsuit or divorce outside of California</p>
Additional Text:	None
Help:	Enter the year in which you most recently declared residency at a college or university in a state other than California.
Revision Log:	<p>March 2019</p> <p>Combined all original Out-of-State Activity questions (question text &amp; response options) to one, combined question with optional checkbox responses as shown in <i>Question Text</i></p>

## Residence for College Outside California: Year

Data Element:	ca_outside_college_year
Apply API (Glue):	caOutsideCollegeYear
Description:	Most recent year indicated for declaring residency outside California to attend a college or university
Type/Format, Length:	Date, 10 (yyyy-mm-dd download format)
Values/Response Options:	<p>Four digit year</p> <p>UI entry: Integer, between &lt;RDDyear&gt; and &lt;RDDYear – 2&gt;</p>
Allows Null:	Yes
Default:	None
Storage/Usage:	

Field Error Check:	Must be year portion of <RDD>, <RDD minus 1 year>, or <RDD minus 2 years>; else error message, "For '<have you/has your parent or guardian> declared residency at an out-of-state college or university', the year must be between <RDDyear minus 2 years> and <RDDyear>."
Page Error Check:	Required response; else error message, "You must specify the year that <you/your parent or guardian> declared residency at an out-of-state college or university."
Conditions:	Appears only if Residence for College Outside California is 'Yes'.
Onscreen Label/Prompt Text:	If Yes, what was the most recent year? [textbox]
Additional Text:	None
Values/Response Options:	Four-digit year.
Help:	Enter the year in which you most recently registered to vote in a state other than California.
Notes:	None

## Lawsuit Outside California

Data Element:	ca_outside_lawsuit
Apply API (Glue):	caOutsideLawsuit
Description:	Response to whether applicant (or parent/guardian) has instituted a legal petition outside California in the 2 years prior to RDD
Type/Format, Length:	boolean, 1
Values/Response Options:	As shown in Question Text. Values = True / False / Null 1 = True 0 = False Null
Allows Null:	Yes
Default:	IF the question is displayed: IF checkbox is NOT empty, value = True IF checkbox IS EMPTY, then value = False IF question is hidden: Set value = Null
Storage/Usage:	NOTE: IF hidden, such as in the Noncredit application, then default to NULL For a standard application, it will default to False, unless the user checks the checkbox.

Notes:	residency table
Field Error Check:	None
Page Error Check:	Optional response.
Conditions:	If the Residency page is displayed, this question will always appear.
Onscreen Label/Prompt Text:	<p>"As of &lt;RDD minus 2 years&gt;, have you engaged in any of the following activities? Check each activity that applies."</p> <p>[checkbox] I paid taxes outside of California</p> <p>[checkbox] I registered to vote outside of California</p> <p>[checkbox] I declared residency at a college or university outside of California</p> <p>[checkbox] I filed for a lawsuit or divorce outside of California</p> <p>If Subject to Parent/Guardian is 'Yes', question text will be: As of &lt;RDD minus 2 years&gt;, has your parent or guardian engaged in any of the following activities?" Check each activity that applies."</p> <p>[checkbox] Taxes were paid outside of California</p> <p>[checkbox] Registered to vote outside of California</p> <p>[checkbox] Declared residency at a college or university outside of California</p> <p>[checkbox] Filed for a lawsuit or divorce outside of California</p>
Additional Text:	None
Help:	Click Yes if, since <RDD - 2 years>, you petitioned for a lawsuit or a divorce as a resident in a state other than California. Otherwise, click No.
Revision Log:	<p>March 2019</p> <p>Combined all original Out-of-State Activity questions (question text &amp; response options) to one, combined question with optional checkbox responses as shown in <i>Question Text</i></p>

## Lawsuit Outside California: Year

Data Element:	ca_outside_lawsuit_year
Apply API (Glue):	caOutsideLawsuitYear
Description:	Most recent year indicated for petitioning for a lawsuit or a divorce as a resident in another state
Type/Format, Length:	Date, 10 (yyyy-mm-dd download format)
Values/Response Options:	<p>Four-digit year</p> <p>UI entry: Integer, between &lt;RDDyear&gt; and &lt;RDDYear - 2&gt;</p>
Allows Null:	Yes



Default:	None
Storage/Usage:	
Conditions:	Appears only if Lawsuit Outside California is 'Yes'.
Field Error Check:	Must be year portion of <RDD>, <RDD minus 1 year>, or <RDD minus 2 years>; else error message, "For '<have you/has your parent or guardian> petitioned for a lawsuit or a divorce as a resident in another state', the year must be between <RDDyear minus 2 years> and <RDDyear>."
Page Error Check:	Required response; else error message, "You must specify the year that <you/your parent or guardian> petitioned for a lawsuit or a divorce as a resident in another state."
Onscreen Label/Prompt Text:	If Yes, what was the most recent year? [textbox]
Additional Text:	None
Help:	Enter the year in which you most recently petitioned for a lawsuit or a divorce as a resident in a state other than California.
Notes:	None

## Needs & Interests

The tables in this section show the data element information for the fields that are populated on the Needs & Interests tab of the CCCApply Standard & Noncredit Applications.

Once an applicant submits their application, their responses to the needs and interests questions are mapped and stored in the submitted\_application table (i.e. a response to “Comfortable with English” is stored in the comfortable\_english column) and are available for download.

### Summary Table of Needs & Interests Values

The values below represent a summary of the values stored in the system ni\_id table as displayed below. Once an applicant's application is submitted, responses to these questions are stored and available for download from the single submitted\_application table. For details on the values you can download, see the tables that follow the table below.

ni_id	Question
1	Comfortable with English = No
2	Financial Aid Info = Yes
3	Receiving TANF, SSI, General Assistance = Yes
4	Foster Youth = Yes (NO LONGER USED. Question removed from application – October 2014)
5	Athletic Interest = Yes, including intercollegiate
6	Athletic Interest = Yes, but not intercollegiate
7	Academic Counseling/Advising = Yes (checked)
8	Basic Skills (reading, writing, math) = Yes (checked)
9	CalWorks = Yes (checked)
10	Career Planning = Yes (checked)
11	Child Care = Yes (checked)
12	Counseling - Personal = Yes (checked)
13	DSPS - Disabled Student Programs and Services = Yes (checked)
18	Employment Assistance = Yes (checked)
14	EOPS - Extended Opportunity Programs and Services = Yes (checked)
15	ESL - English as a Second Language = Yes (checked)
16	Health Services = Yes (checked)

17	Housing Information = Yes (checked)
19	Online Classes = Yes (checked)
20	Re-entry Program (after 5 years out) = Yes (checked)
21	Scholarship Information = Yes (checked)
22	Student Government = Yes (checked)
23	Testing, Assessment, Orientation = Yes (checked)
24	Transfer Information = Yes (checked)
25	Tutoring Services = Yes (checked)
26	Veterans Services = Yes (checked)

## Comfortable With English

Data Element:	comfortable_english
Apply API (Glue):	comfortableEnglish
Description:	Question to assess applicant's comfort level in reading/writing English.
Format:	boolean
Length:	Downloads as "t" or "f" when format length is set to 1, or "true" or "false" if format length is set to 5
Values/Response Options:	t = Yes/True f = No/False
Allows Null:	Yes
Field Error Check:	None
Page Error Check:	None
Conditions:	Appears by default in Standard & Noncredit applications unless the college requests to "opt-out" (remove question from display). <del>Does not appear to the user if the application is started and submitted using the Noncredit application URL ("non_credit=True")</del>
Onscreen Label/Prompt Text:	Are you comfortable reading and writing English? Yes [radio button] No [radio button]
Notes:	In 2003, the current form of this question was implemented to better identify applicants who might need language assistance. Response is optional.

Revision Log:	May 2023 - Corrected conditions for display. March 2019
---------------	--

## Financial Aid Information

Data Element:	financial_assistance
Apply API (Glue):	financialAssistance
Description:	Question that allows applicant to express interest in receiving information about money for college
Format:	boolean
Length:	Downloads as "t" or "f" when format length is set to 1, or "true" or "false" if format length is set to 5
Values/Response Options:	Yes radio button, No radio button, or no selection
Allows Null:	Yes
Field Error Check:	None
Page Error Check:	None
Conditions:	Appears by default in Standard & Noncredit applications unless the college requests to "opt-out" (remove question from display). <del>Does not appear to the user if the application is started and submitted using the Noncredit application URL ("non_credit = True").</del>
Onscreen Label/Prompt Text:	Are you interested in receiving information about money for college? Yes [radio button] No [radio button]
Additional Text:	None
Pop-Up Help:	None
Notes:	None
Revision Log:	May 2023 - Corrected conditions for display. March 2019

## Receiving TANF, SSI, General Assistance

Data Element:	tanf_ssi_ga
Apply API (Glue):	tanfSsiGa
Description:	To assess if the applicant is currently receiving TANF/CalWORKs, SSI, or General Assistance

Format:	boolean
Length:	Downloads as "t" or "f" when format length is set to 1, or "true" or "false" if format length is set to 5
Values/Response Options:	Yes [radio button] No [radio button] or no selection
Allows Null:	Yes
Field Error Check:	None
Page Error Check:	None
Conditions:	Appears by default in Standard & Noncredit applications unless the college requests to "opt-out" (remove question from display). <del>Does not appear to the user if the application is started and submitted using the Noncredit application URL ("non_credit=True").</del>
Onscreen Label/Prompt Text:	Are you receiving TANF/CalWORKs, SSI, or General Assistance? Yes [radio button] No [radio button]
Additional Text:	None
Pop-Up Help:	None
Revision Log:	May 2023 - Corrected conditions for display. March 2019

## Athletic Interest: Intercollegiate

Data Element:	athletic_intercollegiate
Apply API (Glue):	athleticIntercollegiate
Description:	On the Needs & Interests tab (Athletic Interest field group) applicant can indicate interest in intercollegiate team sports participation
Format:	boolean
Length:	Downloads as "t" or "f" when format length is set to 1, or "true" or "false" if format length is set to 5
Values/Response Options:	Yes [radio button] No [radio button] or no selection
Allows Null:	Yes
Field Error Check:	None
Page Error Check:	Required selection of one radio button in the Athletic Interest field group; else error message, "You must specify whether or not you are interested in participating in a sport while attending college."
Conditions:	Appears by default in Standard & Noncredit applications unless the college requests to "opt-out" (remove question from display).

	<del>Does not appear to the user if the application is started and submitted using the Noncredit application URL (“non_credit=True”).</del>
Onscreen Label/Prompt Text:	Are you interested in participating in a sport while attending college? [radio button] Yes, I am interested in one or more sports, including the possibility of playing on an <u>intercollegiate team</u> .
Additional Text:	(Your response does not obligate you in any way. To be eligible to participate on an intercollegiate team, you must be enrolled in at least 12 units.)
Help:	<p>Levels of College Sports</p> <p>California Community Colleges generally offer the opportunity to participate in sports at various levels, though not all colleges offer sports at all levels.</p> <p>At the highest level, <b>intercollegiate</b> teams (also called ‘varsity teams’) represent the college in competition against other colleges, typically in conferences under the authority of the California Community Colleges Athletic Association (CCCAA). For more about this level of college sports, see the website for the CCCAA (<a href="http://www.cccaasports.org">www.cccaasports.org</a>{hyperlink opens in another tab/window}) and the college’s website. {Replace ‘the college’s website’ with ‘the &lt;CollegeName&gt; website (&lt;URL/hyperlink&gt;’ if feasible}.</p> <p><b>Intramural</b> and <b>club</b> sports allow students to participate at a less rigorous level than the intercollegiate teams and/or to play a sport for which the college does not field an intercollegiate team. In <b>intramural</b> sports, several teams from the college play each other in college-sponsored competitions. In <b>club</b> sports, the clubs are sanctioned by the college but make or find their own opportunities for competition.</p>
Notes:	This question is intended to be used as a key for determining which applicants will receive a Title IX survey from the college.
Revision Log:	May 2023 - Corrected conditions for display. March 2019

## Athletic Interest: Intramural

Data Element:	athletic_intramural
Apply API (Glue):	athleticIntramural
Description:	On the Needs & Interests tab (Athletic Interest field group) applicant can indicate interest in intramural sports participation.
Format:	boolean
Length:	Downloads as "t" or "f" when format length is set to 1, or "true" or "false" if format length is set to 5
Values/Response Options:	Yes [radio button] No [radio button]
Allows Null:	Yes
Field Error Check:	None
Page Error Check:	Required selection of one radio button in the Athletic Interest field group; else error message, “You must specify whether or not you are interested in participating in a sport while attending college.”

Onscreen Label/Prompt Text:	Are you interested in participating in a sport while attending college? [radio button] Yes, I am interested in <u>intramural or club sports</u> , but not in playing on an intercollegiate team.
Conditions:	Appears by default in Standard & Noncredit applications unless the college requests to "opt-out" (remove question from display). <del>Does not appear to the user if the application is started and submitted using the Noncredit application URL ("non_credit=True").</del>
Additional Text:	(Your response does not obligate you in any way. To be eligible to participate on an intercollegiate team, you must be enrolled in at least 12 units.)
Pop-Up Help:	Levels of College Sports California Community Colleges generally offer the opportunity to participate in sports at various levels, though not all colleges offer sports at all levels. At the highest level, <b>intercollegiate</b> teams (also called 'varsity teams') represent the college in competition against other colleges, typically in conferences under the authority of the California Community Colleges Athletic Association (CCCAA). For more about this level of college sports, see the website for the CCCAA ( <a href="http://www.cccaasports.org">www.cccaasports.org</a> {hyperlink opens in another tab/window}) and the college's website. {replace 'the college's website' with 'the <CollegeName> website (<URL/hyperlink>)' if feasible} <b>Intramural</b> and <b>club</b> sports allow students to participate at a less rigorous level than the intercollegiate teams and/or to play a sport for which the college does not field an intercollegiate team. In <b>intramural</b> sports, several teams from the college play each other in college-sponsored competitions. In <b>club</b> sports, the clubs are sanctioned by the college but make or find their own opportunities for competition.
Notes:	This question is intended to be used as a key for determining which applicants will receive a Title IX survey from the college.
Revision Log:	May 2023 - Corrected conditions for display. March 2019

## Athletic Interest: No

Data Element:	athletic_not_interested
Apply API (Glue):	athleticNotInterested
Description:	On the Needs & Interests (Athletic Interest field group) applicant can indicate they are not interested in sports participation.
Format:	boolean
Length:	Downloads as "t" or "f" when format length is set to 1, or "true" or "false" if format length is set to 5
Values/Response Options:	No radio button or no selection
Allows Null:	Yes
Field Error Check:	None

Page Error Check:	Required selection of one radio button in the Athletic Interest field group; else error message, "You must specify whether or not you are interested in participating in a sport while attending college."
Conditions:	Appears by default in Standard & Noncredit applications unless the college requests to "opt-out" (remove question from display). <del>Does not appear to the user if the application is started and submitted using the Noncredit application URL ("non_credit=True").</del>
Onscreen Label/Prompt Text:	Are you interested in participating in a sport while attending college? [radio button] No, I am not interested in participating in a sport (beyond taking P.E. classes).
Additional Text:	(Your response does not obligate you in any way. To be eligible to participate on an intercollegiate team, you must be enrolled in at least 12 units.)
Pop-Up Help:	None
Notes:	This question is intended to be used as a key for determining which applicants will receive a Title IX survey from the college.
Revision Log:	May 2023 - Corrected conditions for display. March 2019

## Academic Counseling/Advising

Data Element:	academic_counseling
Apply API (Glue):	academicCounseling
Description:	To indicate interest in academic advising
Format:	boolean
Length:	Downloads as "t" or "f" when format length is set to 1, or "true" or "false" if format length is set to 5
Values/Response Options:	Selection or no selection
Field Error Check:	None
Page Error Check:	None
Conditions:	Always
Onscreen Label/Prompt Text:	[check box] Academic counseling/advising
Additional Text:	Check the programs and services in which you are interested. (Not all college campuses offer every program and service listed.)
Allows Null:	Yes



Pop-Up Help:	None
--------------	------

## Basic Skills

Data Element:	basic_skills
Apply API (Glue):	basicSkills
Description:	To indicate interest in assistance with reading, writing, or math
Format:	boolean
Length:	Downloads as "t" or "f" when format length is set to 1, or "true" or "false" if format length is set to 5
Values/Response Options:	Selection or no selection
Allows Null:	Yes
Field Error Check:	None
Page Error Check:	None
Conditions:	Always
Onscreen Label/Prompt Text:	[check box] Basic skills (reading, writing, math)
Additional Text:	Check the programs and services in which you are interested. (Not all college campuses offer every program and service listed.)
Pop-Up Help:	None

## CalWorks

Data Element:	calworks
Apply API (Glue):	calworks
Description:	To indicate interest in CalWORKs monetary aid and services
Format:	boolean
Length:	Downloads as "t" or "f" when format length is set to 1, or "true" or "false" if format length is set to 5
Values/Response Options:	Selection or no selection

Field Error Check:	None
Page Error Check:	None
Conditions:	Always
Onscreen Label/Prompt Text:	[check box] CalWorks
Additional Text:	Check the programs and services in which you are interested. (Not all college campuses offer every program and service listed.)
Allows Null:	Yes
Pop-Up Help:	None

## Career Planning

Data Element:	career_planning
Apply API (Glue):	careerPlanning
Description:	To indicate interest in career planning assistance
Format:	boolean
Length:	Downloads as "t" or "f" when format length is set to 1, or "true" or "false" if format length is set to 5
Allows Null:	Yes
Values/Response Options:	Selection or no selection
Field Error Check:	None
Page Error Check:	None
Conditions:	Always
Onscreen Label/Prompt Text:	[check box] Career planning
Additional Text:	Check the programs and services in which you are interested. (Not all college campuses offer every program and service listed.)
Pop-Up Help:	None

## Child Care

Data Element:	child_care
Apply API (Glue):	childCare
Description:	To indicate interest in child care assistance
Format:	boolean
Length:	Downloads as "t" or "f" when format length is set to 1, or "true" or "false" if format length is set to 5
Values/Response Options:	Selection or no selection
Allows Null:	Yes
Field Error Check:	None
Page Error Check:	None
Conditions:	Always
Onscreen Label/Prompt Text:	[check box] Child care
Additional Text:	Check the programs and services in which you are interested. (Not all college campuses offer every program and service listed.)
Pop-Up Help:	None

## Counseling - Personal

Data Element:	counseling_personal
Apply API (Glue):	counselingPersonal
Description:	To indicate interest in personal counseling
Format:	boolean
Length:	Downloads as "t" or "f" when format length is set to 1, or "true" or "false" if format length is set to 5
Values/Response Options:	Selection or no selection
Allows Null:	Yes
Field Error Check:	None

Page Error Check:	None
Onscreen Label/Prompt Text:	[check box] Counseling - personal
Conditions:	Always
Additional Text:	Check the programs and services in which you are interested. (Not all college campuses offer every program and service listed.)
Pop-Up Help:	None

## Disabled Student Programs and Services (DSPS)

Data Element:	dsps
Apply API (Glue):	dsps
Description:	To indicate interest in disabled student programs and services
Format:	boolean
Length:	Downloads as "t" or "f" when format length is set to 1, or "true" or "false" if format length is set to 5
Values/Response Options:	Selection or no selection
Allows Null:	Yes
Field Error Check:	None
Page Error Check:	None
Conditions:	Always
Onscreen Label/Prompt Text:	[check box] DSPS - Disabled Student Programs and Services
Additional Text:	Check the programs and services in which you are interested. (Not all college campuses offer every program and service listed.)
Pop-Up Help:	None

## Extended Opportunity Programs and Services (EOPS)

Data Element:	eops
Apply API (Glue):	eops

Description:	To indicate interest in extended opportunity programs and services (academic, financial, and/or encouragement for eligible students)
Format:	boolean
Length:	Downloads as "t" or "f" when format length is set to 1, or "true" or "false" if format length is set to 5
Values/Response Options:	Selection or no selection
Allows Null:	Yes
Field Error Check:	None
Page Error Check:	None
Conditions:	Always
Onscreen Label/Prompt Text:	[check box] EOPS - Extended Opportunity Programs and Services
Additional Text:	Check the programs and services in which you are interested. (Not all college campuses offer every program and service listed.)
Pop-Up Help:	None

## English as a Second Language (ESL)

Data Element:	esl
Apply API (Glue):	esl
Description:	To indicate interest in English as a second language support and/or programs
Format:	boolean
Length:	Downloads as "t" or "f" when format length is set to 1, or "true" or "false" if format length is set to 5
Values/Response Options:	Selection or no selection
Allows Null:	Yes
Field Error Check:	None
Page Error Check:	None
Conditions:	Always

Onscreen Label/Prompt Text:	[check box] ESL - English as a second language
Additional Text:	Check the programs and services in which you are interested. (Not all college campuses offer every program and service listed.)
Pop-Up Help:	None

## Health Services

Data Element:	health_services
Apply API (Glue):	healthServices
Description:	To indicate interest in health services
Format:	boolean
Length:	Downloads as "t" or "f" when format length is set to 1, or "true" or "false" if format length is set to 5
Values/Response Options:	Selection or no selection
Allows Null:	Yes
Field Error Check:	None
Page Error Check:	None
Conditions:	Always
Onscreen Label/Prompt Text:	[check box] Health services
Additional Text:	Check the programs and services in which you are interested. (Not all college campuses offer every program and service listed.)
Pop-Up Help:	None

## Housing Information

Data Element:	housing_info
Apply API (Glue):	housingInfo
Description:	To indicate interest in student housing information
Format:	boolean

Length:	Downloads as "t" or "f" when format length is set to 1, or "true" or "false" if format length is set to 5
Values/Response Options:	Selection or no selection
Allows Null:	Yes
Field Error Check:	None
Page Error Check:	None
Conditions:	Always
Onscreen Label/Prompt Text:	[check box] Housing information
Additional Text:	Check the programs and services in which you are interested. (Not all college campuses offer every program and service listed.)
Pop-Up Help:	None

## Employment Assistance

Data Element:	employment_assistance
Apply API (Glue):	employmentAssistance
Description:	To indicate interest in employment assistance
Format:	boolean
Length:	Downloads as "t" or "f" when format length is set to 1, or "true" or "false" if format length is set to 5
Values/Response Options:	Selection or no selection
Allows Null:	Yes
Field Error Check:	None
Page Error Check:	None
Conditions:	Always
Onscreen Label/Prompt Text:	[check box] Employment assistance
Additional Text:	Check the programs and services in which you are interested. (Not all college campuses offer every program and service listed.)

Pop-Up Help:	None
--------------	------

## Online Classes

Data Element:	online_classes
Apply API (Glue):	onlineClasses
Description:	To indicate interest in online classes
Format:	boolean
Length:	Downloads as "t" or "f" when format length is set to 1, or "true" or "false" if format length is set to 5
Values/Response Options:	Selection or no selection
Allows Null:	Yes
Field Error Check:	None
Page Error Check:	None
Conditions:	Always
Onscreen Label/Prompt Text:	[check box] Online classes
Additional Text:	Check the programs and services in which you are interested. (Not all college campuses offer every program and service listed.)
Pop-Up Help:	None

## Re-Entry Program (After 5 Years Out)

Data Element:	reentry_program
Apply API (Glue):	reentryPrograms
Description:	To indicate interest in reentry programs
Format:	boolean
Length:	Downloads as "t" or "f" when format length is set to 1, or "true" or "false" if format length is set to 5
Values/Response Options:	Selection or no selection
Allows Null:	Yes



Field Error Check:	None
Page Error Check:	None
Conditions:	Always
Onscreen Label/Prompt Text:	[check box] Re-entry program (after 5 years out)
Additional Text:	Check the programs and services in which you are interested. (Not all college campuses offer every program and service listed.)
Pop-Up Help:	None

## Scholarship Information

Data Element:	scholarship_info
Apply API (Glue):	scholarshipInfo
Description:	To indicate interest in scholarship information
Format:	boolean
Length:	Downloads as "t" or "f" when format length is set to 1, or "true" or "false" if format length is set to 5
Values/Response Options:	Selection or no selection
Allows Null:	Yes
Field Error Check:	None
Page Error Check:	None
Conditions:	Always
Onscreen Label/Prompt Text:	[check box] Scholarship information
Additional Text:	Check the programs and services in which you are interested. (Not all college campuses offer every program and service listed.)
Pop-Up Help:	None

## Student Government

Data Element:	student_government
Apply API (Glue):	studentGovernment
Description:	To indicate interest in student government
Format:	boolean
Length:	Downloads as "t" or "f" when format length is set to 1, or "true" or "false" if format length is set to 5
Values/Response Options:	Selection or no selection
Allows Null:	Yes
Field Error Check:	None
Page Error Check:	None
Conditions:	Always
Onscreen Label/Prompt Text:	[check box] Student government
Additional Text:	Check the programs and services in which you are interested. (Not all college campuses offer every program and service listed.)
Pop-Up Help:	None

## Testing, Assessment, Orientation

Data Element:	testing_assessment
Apply API (Glue):	testingAssessment
Description:	To indicate interest in testing, assessment, or orientation
Format:	boolean
Length:	Downloads as "t" or "f" when format length is set to 1, or "true" or "false" if format length is set to 5
Values/Response Options:	Selection or no selection
Allows Null:	Yes
Field Error Check:	None

Page Error Check:	None
Conditions:	Always
Onscreen Label/Prompt Text:	[check box] Testing, assessment, orientation
Additional Text:	Check the programs and services in which you are interested. (Not all college campuses offer every program and service listed.)
Pop-Up Help:	None

## Transfer Information

Data Element:	transfer_info
Apply API (Glue):	transferInfo
Description:	To indicate interest in transfer information
Format:	boolean
Length:	Downloads as "t" or "f" when format length is set to 1, or "true" or "false" if format length is set to 5
Values/Response Options:	Selection or no selection
Allows Null:	Yes
Field Error Check:	None
Page Error Check:	None
Conditions:	Always
Onscreen Label/Prompt Text:	[check box] Transfer information
Additional Text:	Check the programs and services in which you are interested. (Not all college campuses offer every program and service listed.)
Pop-Up Help:	None

## Tutoring Services

Data Element:	tutoring_services
---------------	-------------------

Apply API (Glue):	tutoringServices
Description:	To indicate interest in tutoring services
Format:	boolean
Length:	Downloads as "t" or "f" when format length is set to 1, or "true" or "false" if format length is set to 5
Values/Response Options:	Selection or no selection
Allows Null:	Yes
Field Error Check:	None
Page Error Check:	None
Conditions:	Always
Onscreen Label/Prompt Text:	[check box] Tutoring services
Additional Text:	Check the programs and services in which you are interested. (Not all college campuses offer every program and service listed.)
Pop-Up Help:	None

## Veterans Services

Data Element:	veterans_services
Apply API (Glue):	veteransServices
Description:	To indicate interest in veterans services
Format:	Boolean
Length:	Downloads as "t" or "f" when format length is set to 1, or "true" or "false" if format length is set to 5
Values/Response Options:	Selection or no selection
Allows Null:	Yes
Field Error Check:	None
Page Error Check:	None
Conditions:	Always
Onscreen Label/Prompt Text:	[check box] Veterans services

Additional Text:	Check the programs and services in which you are interested. (Not all college campuses offer every program and service listed.)
Pop-Up Help:	None

## Demographic Information

The tables in this section show the fields that are populated from the Demographic Information tab of the CCCApply Standard application.

### Gender

Data Element:	gender
Apply API (Glue):	gender
Description:	Applicant's response to gender question in the Gender/Transgender section.
Type/Format, Length:	bpchar, 1
Values/Response Options:	F = Female M = Male B = Non-binary X = Decline to state <Null> = No selection
Allows Null:	Yes
Default:	-- Select Gender --
Storage/Usage:	Correlates to MIS element SB04, with some difference in values. Gender is used primarily by agencies affiliated with state reporting and evaluation of educational programs.
Field Error Check:	None
Page Error Check:	None
Conditions:	Always display the Gender data field (to minors and non-minors)
Onscreen Label/Prompt Text:	Gender [menu] (< when user is 17 yro and younger) Gender/Transgender [menu] (< when user is 18 yro and older)
Additional Text:	"This information will be used for state and federal reporting purposes. It is optional and voluntary and will not be used for a discriminatory purpose. "Gender in this context, means a person's sex, or a person's <u>gender identity</u> and <u>gender expression</u> ."
Help Icon	Please indicate your gender.

Pop-Up Help:	<p>The Pop-Up Help text box contains definitions for the Gender, Transgender, and Sexual Orientation questions/data fields. The Pop-Up Help box appears when the user clicks on any of the hyperlinks that appear onscreen for the user.</p> <p>The same help text (shown below) displays for all onscreen hyperlinks:</p> <p>"Sexual Orientation" Sexual orientation describes an enduring pattern of attraction-emotional, romantic, sexual, or some combination of these-to persons of the opposite sex, the same sex, or to both sexes, as well as the genders that accompany them.</p> <p>"Gender Identity" means one's private sense of being male or female.</p> <p>"Gender Expression" means a person's gender-related appearance and behavior, whether or not stereotypically associated with the person's assigned sex at birth.</p> <p>"Transgender" is the state of one's gender identity (self-identification as woman, man, neither or both) not matching one's assigned sex (identification by others as male, female or intersex based on physical/genetic sex).</p>
Notes:	<p>Correlates to MIS SB04, with modified descriptions.</p> <p>Gender is sensitive information, protected by federal law and the Office of Civil Rights. Any change to the text, prompt, access, or transmission of this data item must be approved by the Legal Counsel of the CCC Chancellor's Office and the Office of Civil Rights.</p> <p>This information may not be provided to staff in the capacity of making a decision to admit an applicant until after the applicant is admitted—that is, uniformly enabled to register for classes.</p> <p>"Decline to state" must be one of the choices for gender, per OCR. Not only does this choice provide the required option not to identify gender, there are also people who do not identify with any gender option.</p>
Revision Log:	6.28.19

## Transgender

Data Element:	transgender RESTRICTED USE.
Apply API (Glue):	transgender
Description:	Applicant's response to transgender question in the Gender/Transgender section.
Type/Format, Length:	bytes, 1
Values/Response Options:	1 = Yes 2 = No 3 = Decline to State 0 = No selection Null = not displayed to user
Allows Null:	Yes Null value is stored for applicants <i>under</i> 18 years of age.
Default:	-- Select Transgender Response --

Storage/Usage:	<p>These requirements are for the implementation of AB620.</p> <p>California law (AB620) requires the California Community Colleges to collect aggregate demographic information regarding the sexual orientation, gender identity, and gender expression of students. It also requests annual transmittal of summary demographic reporting to the Legislature and posting of such summary information on the CCC Chancellor’s Office web site.</p>
Field Error Check:	None
Page Error Check:	None
Conditions:	<p>Displays ONLY if the applicant is 18 years old or older;                  Does NOT display if applicant is 17 years old or younger.</p>
Onscreen Label/Prompt Text:	Do you consider yourself transgender? [menu]
Additional Text:	<p>"By California law, the California Community Colleges collect voluntary demographic information regarding the sexual orientation, gender identity, and gender expression of students.</p> <p>This information is used for summary demographic reporting and will not be used for a discriminatory purpose.</p> <p>Your responses are kept private and secure. Providing this information is optional."</p>
Pop-Up Help:	<p>A single Pop-Up Help text box is used to display definitions/help for the Gender/Transgender section:</p> <p><b>"Sexual Orientation"</b> Sexual orientation describes an enduring pattern of attraction-emotional, romantic, sexual, or some combination of these-to persons of the opposite sex, the same sex, or to both sexes, as well as the genders that accompany them.</p> <p><b>"Gender Identity"</b> means one's private sense of being male or female.</p> <p><b>"Gender Expression"</b> means a person's gender-related appearance and behavior, whether or not stereotypically associated with the person's assigned sex at birth.</p> <p><b>"Transgender"</b> is the state of one's gender identity (self-identification as woman, man, neither or both) not matching one's assigned sex (identification by others as male, female or intersex based on physical/genetic sex).</p>
Notes:	<p>RESTRICTED USE. NOT DOWNLOADABLE. Delivered via SuperGlue for Apply.</p> <p>AB620 questions do not appear to applicants <i>under</i> 18 years of age (minor).</p> <p>As per the AB620 requirements, only display the question text/label for "Transgender" if the student is 18 years old or older (non-minor). The "/Transgender" part of the Gender section label is conditional and only appears if the student is under 18 yrs. If the student is 18 years old or older, the "/Transgender" part of the section label should appear.</p> <p>9.28.18: The "Additional Text" was changed to more accurately reflect how the demographic data is summarized and transmitted to the CCCC.</p>
Revision Log:	Revised onscreen text in 6.2.0 (9.28.18).

## Sexual Orientation

Data Element:	<p>orientation</p> <p>RESTRICTED USE.</p>
Apply API (Glue):	orientation



Description:	Applicant's response to sexual orientation question.
Type/Format, Length:	byte, 1
Values/Response Options:	<p>1 = Straight/Heterosexual  2 = Gay or Lesbian/Homosexual  3 = Bisexual  4 = Other  5 = Decline to State  0 = No selection  Null = Not displayed to user per DOB</p>
Allows Null:	<p>Yes  Null value is stored for applicants <i>under</i> 18 years of age.</p>
Default:	-- Select Sexual Orientation --
Storage/Usage:	<p>These requirements are for the implementation of AB620.  California law (AB620) requires the California Community Colleges to collect aggregate demographic information regarding the sexual orientation, gender identity, and gender expression of students. It also requests annual transmittal of summary demographic reporting to the Legislature and posting of such summary information on the CCC Chancellor's Office web site.</p>
Field Error Check:	None
Page Error Check:	None
Conditions:	Displays ONLY if the applicant is 18 years old or older; Do NOT display if applicant is 17 years old or younger.
Onscreen Label/Prompt Text:	Please indicate your sexual orientation [menu]
Additional Text:	<p>The sexual orientation question will appear in the following section with this text preceding the questions.</p> <p>"By California law, the California Community Colleges collect voluntary demographic information regarding the sexual orientation, gender identity, and gender expression of students.</p> <p>This information is used for summary demographic reporting and will not be used for a discriminatory purpose.</p> <p>Your responses are kept private and secure.</p> <p>Providing this information is optional."</p>

Help:	<p>The same help text displays for the gender identity, gender expression, transgender, and sexual orientation links:</p> <p><b>"Sexual Orientation"</b> Sexual orientation describes an enduring pattern of attraction-emotional, romantic, sexual, or some combination of these-to persons of the opposite sex, the same sex, or to both sexes, as well as the genders that accompany them.</p> <p><b>"Gender Identity"</b> means one's private sense of being male or female.</p> <p><b>"Gender Expression"</b> means a person's gender-related appearance and behavior, whether or not stereotypically associated with the person's assigned sex at birth.</p> <p><b>"Transgender"</b> is the state of one's gender identity (self-identification as woman, man, neither or both) not matching one's assigned sex (identification by others as male, female or intersex based on physical/genetic sex).</p>
Notes:	<p>RESTRICTED USE. NOT DOWNLOADABLE. Delivered via SuperGlue for Apply. AB620 questions do not appear to applicants <i>under</i> 18 years of age (minor).</p>
Revision Log:	<p>9.28.18: The onscreen text was changed to more accurately reflect how the demographic data is summarized and transmitted to the CCCCO.</p>

## Student Parent with Dependents

Data Element:	student_parent
Apply API (Glue):	studentParent
Description:	Identifies whether the student is a parent with a child or children under age 18 who receives more than half their support from.
Type/Format, Length:	boolean, 1
Values/Response Options:	1 - True/Yes 0 - False/No
Conditions:	Always
Allows Null:	No
Default:	None
Storage/Usage:	
Field Error Check:	None
Page Error Check:	<p>Required selection; else error message, "You must indicate if you have one or more children or dependents under age 18."</p> <p>ES: "Debe indicar si tiene uno o más hijos o dependientes que recibirán más de la mitad de su manutencion de usted."</p>
Onscreen Label/Prompt Text:	<p>EN: "Do you have a child or children under the age of 18 who will receive more than half their support from you?"</p> <p>Yes [radio button] No [radio button]</p> <p>ES: "¿Tiene un hijo o hijos menores de 18 años que recibirán más de la mitad de su apoyo?"</p>

Help:	
Notes:	Correlates to COMIS SB39 Required as part of AB183/AB 190 student housing funding to report on housing insecure students who have dependents.

## Parent/Guardian 1 Education Level

Data Element:	pg1_edu
Apply API (Glue):	pg1edu
Description:	Applicant's response to question about Parent/Guardian 1 Education Level.
Type/Format, Length:	bpchar, 1
Values/Response Options:	<p>1 = Grade 9 or less</p> <p>2 = Some high school; did not graduate</p> <p>3 = High school graduate (diploma, GED, or equivalent)</p> <p>4 = Some college credit; no degree</p> <p>5 = Associates degree (for example: AA, AS)</p> <p>6 = Bachelors degree (for example: BA, BS)</p> <p>7 = Graduate degree (Masters, Ph.D., or professional degree beyond Bachelor's)</p> <p>X = Unknown</p> <p>Y = No parent or guardian raised me</p>
Allows Null:	No
Default:	None
Storage/Usage:	Required field. Part of MIS SG09 (position 1)
Field Error Check:	None
Page Error Check:	Required selection; else error message, "You must select an Education Level for Parent/ Guardian 1."
Conditions:	Always
Onscreen Label/Prompt Text:	Regardless of your age, please indicate the education levels of the parents and/or guardians who raised you. Parent or guardian 1 [menu]
Pop-Up Help:	<p>Regardless of your age, please indicate the education levels of the parents and/or guardians who raised you.</p> <p>For the two parents, other family members, and/or guardians who in your belief played the largest roles in raising you, please indicate the highest level of education that you believe each attained.</p> <p>If you do not know a parent's or guardian's highest education level, please select "Unknown".</p> <p>If you were raised by just one parent or guardian, select "No second parent or guardian raised me" for the second question.</p> <p>If you were not raised by parent(s) or guardian(s), select "No parent or guardian raised me" for the first question, and select "No second parent or guardian raised me" for the second question.</p>

	This data will be used for statistical purposes only, as an important factor for college funding and for the analysis of programs and policies. It will not be used in regard to your application for admission or any other aspect of your personal education.
Notes:	This element could be removed from the database, as long as pg_edu_mis is properly populated. Correlates to MIS SG09, position 1 (added to MIS reporting as of Summer 2011). personal_info table
Revision Log:	

## Parent/Guardian 2 Education Level

Data Element:	pg2_edu
Apply API (Glue):	pg2edu
Description:	Applicant's response to question about Parent/Guardian 2 Education Level.
Type/Format, Length:	bpchar, 1
Values:	1 = Grade 9 or less 2 = Some high school; did not graduate 3 = High school graduate (diploma, GED, or equivalent) 4 = Some college credit; no degree 5 = Associate degree (for example: AA, AS) 6 = Bachelor degree (for example: BA, BS) 7 = Graduate degree (Master's, Ph.D., or professional degree beyond Bachelor's) X = Unknown Y = No parent or guardian raised me
Values/Response Options:	1 = Grade 9 or less 2 = Some high school; did not graduate 3 = High school graduate (diploma, GED, or equivalent) 4 = Some college credit; no degree 5 = Associate degree (for example: AA, AS) 6 = Bachelor degree (for example: BA, BS) 7 = Graduate degree (Master's, Ph.D., or professional degree beyond Bachelor's) X = Unknown Y = No parent or guardian raised me
Allows Null:	No
Default:	None
Storage/Usage:	Required field. Part of MIS SG09 (position 2)
Field Error Check:	None

Page Error Check:	Required selection; else error message, "You must select an Education Level for Parent/ Guardian 2."
Conditions:	Always
Onscreen Label/Prompt Text:	Parent or guardian 2 [menu]
Notes:	This element could be removed from the database, as long as pg_edu_mis is properly populated. Correlates to MIS SG09, position 2 (added to MIS reporting as of Summer 2011). personal_info table
Revision Log:	

## Parent/Guardian Education Level: MIS

Data Element:	pg_edu_mis
Apply API (Glue):	pgEduMis
Description:	Concatenation of applicant's responses to questions about Parent/Guardian Education Level.
Type/Format, Length:	bpchar, 2
Values/Response Options:	First character = pg1_edu Second character = pg2_edu
Allows Null:	No
Default:	None
Storage/Usage:	Correlates to MIS SG09
Notes:	This field was added to MIS reporting as of Summer 2011. personal_info table

## Race/Ethnicity

Data Element:	race_ethnic (CCCApply Standard) race_ethnicity (International)
Apply API (Glue):	raceEthnic
Description:	Combination of responses to legacy Hispanic/Latino question and ethnicities, and all original race groups and ethnicity values only, as per MIS (SB29) reporting requirements.
Type/Format, Length:	bpchar, 22 No changes were made to this format (2018), it was intentionally left unchanged. Null is allowed in first character position to represent Hispanic/Latino question response.

	<b>Example Format:</b> XNYNNNNYNNNNNNNNNNNNNN	
	<b>Maximum Expected Width:</b> 22 characters (22 character long string)	
Values/Response Options:	See Table	
Allows Null:	No	
Default:	None	
Storage/Usage:	<p>Correlates to MIS SB29.</p> <p>Ethnicity is used primarily by agencies affiliated with state reporting and evaluation of educational programs.</p> <p>This set of questions/data was based on specifications by the U.S. Dept. of Education in effect for all applicants beginning with the Summer 2009 term.</p>	
Notes:	<p>(2018) This field is intentionally left unchanged for MIS SB29 reporting purposes.</p> <p>Ethnicity is sensitive information, protected by federal law and the Office of Civil Rights. Any change to the text, prompt, access, or transmission of this data item must be approved by the Legal Counsel of the CCC Chancellor’s Office and the Office of Civil Rights.</p> <p>This information may not be provided to staff in the capacity of making a decision to admit an applicant until after the applicant is admitted—that is, uniformly enabled to register for classes.</p> <p>The basic two-question format, the Hispanic ethnicity and race categories, and certain other aspects such as not requiring responses are IPEDS requirements. Any changes to race groups (categories) or ethnicities (sub-categories) implemented in the 2018 implementation will map back to the original values specified by MIS at the Chancellor's Office (data element SB29).</p> <p>Note: Regarding new Race &amp; Ethnicity implementation 2018 (v.6.3.0), colleges should continue to use this field as it was originally formatted to comply with the legacy MIS SB29 reporting requirements</p> <p>Per CCCCO Management Information Systems Division, SB29 will be revised to align with the new race and ethnicity values in Fall 2019. All the new Ethnicities added in December 2018 (v.6.3.0) are available in the new field &lt;race_ethnic_full&gt;</p>	
Revision Log:	Layout revised in December 2018. Data values and format intentionally left unchanged.	
<b>Char</b>	<b>Race/Ethnicity</b>	<b>Values</b>
1	Hispanic, Latino	‘Are you Hispanic / Latino?’ radio button format: ‘Y’ if ‘Yes’; ‘N’ if ‘No’; otherwise ‘X’
2	Mexican, Mexican-American, Chicano	‘Y’ if box is checked; otherwise ‘N’
3	Central American	‘Y’ if box is checked; otherwise ‘N’
4	South American	‘Y’ if box is checked; otherwise ‘N’
5	Hispanic Other	‘Y’ if box is checked; otherwise ‘N’
6	Asian Indian	‘Y’ if box is checked; otherwise ‘N’
7	Asian Chinese	‘Y’ if box is checked; otherwise ‘N’
8	Asian Japanese	‘Y’ if box is checked; otherwise ‘N’

9	Asian Korean	'Y' if box is checked; otherwise 'N'
10	Asian Laotian	'Y' if box is checked; otherwise 'N'
11	Asian Cambodian	'Y' if box is checked; otherwise 'N'
12	Asian Vietnamese	'Y' if box is checked; otherwise 'N'
13	Asian Filipino	'Y' if box is checked; otherwise 'N'
14	Asian Other	'Y' if box is checked; otherwise 'N'
15	Black or African American	'Y' if box is checked; otherwise 'N'
16	American Indian / Alaskan Native	'Y' if box is checked; otherwise 'N'
17	Pacific Islander Guamanian	'Y' if box is checked; otherwise 'N'
18	Pacific Islander Hawaiian	'Y' if box is checked; otherwise 'N'
19	Pacific Islander Samoan	'Y' if box is checked; otherwise 'N'
20	Pacific Islander Other	'Y' if box is checked; otherwise 'N'
21	White	'Y' if box is checked; otherwise 'N'

## Hispanic/Latino

Data Element:	hispanic
Apply API (Glue):	hispanic
Description:	Applicant's response to 'Are you Hispanic or Latino?'
Type/Format, Length:	boolean, 1
Values/Response Options:	Yes or No or X = No response 1 = True/Yes, 0 = False/No If Null, the value will appear as blank in the downloads and Report Center
Allows Null:	Yes (see above)
Default:	None
Storage/Usage:	New 12.07.18: This element 'hispanic' and 'race_group' are used to derive 'race_ethnic' (Apply) and 'race_ethnicity' (International), which is still used for MIS (SB29) reporting. NOTE: MIS will update SB29 to match new configuration in Fall 2019.

Field Error Check:	None
Page Error Check:	None; optional response per IPEDS and CCCCCO.
Conditions:	Always
Onscreen Label/Prompt Text	Are you Hispanic or Latino? Yes [radio button, clearable] No [radio button, clearable]
Additional Text:	"Per U.S. Department of Education guidelines, colleges are required to collect this data. Check the box below if you identify as Hispanic or Latino. If you indicate that you are Hispanic or Latino, you will have the option to select more specific ancestry groups."
Pop-Up Help:	None
Notes:	Ethnicity is sensitive information, protected by federal law and the Office of Civil Rights. Any change to the text, prompt, access, or transmission of this data item must be approved by the Legal Counsel of the CCC Chancellor's Office and the Office of Civil Rights.  This information may not be provided to staff in the capacity of making a decision to admit an applicant until after the applicant is admitted—that is, uniformly enabled to register for classes.
Revision Log:	Aug 2022: Minor text changes made to the onscreen prompt text per SCDL (via CCCCCO). Layout revised in December 2018. Data values and format intentionally left unchanged.

## Race Group

Data Element:	race_group
Apply API (Glue):	raceGroup
Description:	Legacy data field indicating the combination of original (pre-2018) Race Group (categories) and Ethnicity (subcategories) responses to all questions except 'Are you Hispanic or Latino?'
Type/Format, Length:	Varchar, 80 characters (unchanged) (20 * 2 character long values + 19 commas + 19 spaces + 2 surrounding quote marks for CSV delimiting in the output format) Database stores as text string <b>Example Format:</b> "04, 05, 08, 09, 14, 15, 17, 19, 20, 21"  (Note: International: "04,05,08,09,14,15,17,19,20,21" (note lack of spaces for Intl)) <b>Notes:</b> No changes, this field was intentionally left unchanged
Values:	String of combined original (pre-2018) codes are stored only, delimited by comma and spaces between each code.  02 = Mexican, Mexican-American, Chicano 03 = Central American 04 = South American 05 = Hispanic: Other 06 = Asian: Indian 07 = Asian: Chinese 08 = Asian: Japanese



	<p>09 = Asian: Korean                  10 = Asian: Laotian                  11 = Asian: Cambodian                  12 = Asian: Vietnamese                  13 = Asian: Filipino                  14 = Asian: Other                  15 = Black or African American                  16 = American Indian / Alaskan Native                  17 = Pacific Islander: Guamanian                  18 = Pacific Islander: Hawaiian                  19 = Pacific Islander: Samoan                  20 = Pacific Islander: Other                  21 = White</p>
	<p>In order to keep this field unchanged from its original format (pre-2018) ONLY the original race and ethnicities values are stored in this field in the database.</p>
<p>Values/Response Options Stored Only:</p>	<p>Any combination of the following (legacy) checkboxes can be checked, from none to all.</p> <p>Mexican, Mexican-American, Chicano ( displayed as subcategory under Hispanic/Latino)                  Central American (displayed as subcategory under Hispanic/Latino)                  South American (displayed as subcategory under Hispanic/Latino)                  Hispanic Other (displayed as subcategory under Hispanic/Latino)                  Asian Indian (displayed as subcategory under Asian race group)                  Asian Chinese (displayed as subcategory under Asian race group)                  Asian Japanese (displayed as subcategory under Asian race group)                  Asian Korean (displayed as subcategory under Asian race group)                  Asian Laotian (displayed as subcategory under Asian race group)                  Asian Cambodian (displayed as subcategory under Asian race group)                  Asian: Vietnamese (displayed as subcategory under Asian race group)                  Asian: Filipino (displayed as subcategory under Asian race group)                  Asian: Other (displayed as subcategory under Asian race group)                  Black or African American (displayed as same race group category)                  American Indian / Alaskan Native (displayed as same race group category)                  Pacific Islander: Guamanian (displayed as subcategory under Native Hawaiian or Other Pacific Islander)                  Pacific Islander: Hawaiian (displayed as subcategory under Native Hawaiian or Other Pacific Islander)                  Pacific Islander: Samoan (displayed as subcategory under Native Hawaiian or Other Pacific Islander)                  Pacific Islander: Other (displayed as subcategory under Native Hawaiian or Other Pacific Islander)                  White (displayed as same race group category)</p>
<p>Allows Null:</p>	<p>Yes</p>
<p>Default:</p>	<p>None</p>
<p>Storage/Usage:</p>	<p>This data element continues to store the original (legacy) race and ethnicity values only, including Hispanic/Latino, for compliance with historical MIS reporting requirements.                  No changes made during the 2018 implementation; this field was intentionally left unchanged.</p>
<p>Field Error Check:</p>	<p>None</p>

Page Error Check:	None; optional response per IPEDS and CCCCCO.
Conditions:	Always
Onscreen Label/Prompt Text:	"Check all of the ethnicity, nation and ancestry groups that you identify with. When you select a major ethnicity group, you will have the option to select more specific ancestry groups. Select all that apply." <input type="checkbox"/> Asian <input type="checkbox"/> American Indian or Alaska Native <input type="checkbox"/> Black or African American <input type="checkbox"/> Native Hawaiian or Other Pacific Islander <input type="checkbox"/> Middle Eastern or North African <input type="checkbox"/> White
Notes:	Ethnicity is sensitive information, protected by federal law and the Office of Civil Rights. Any change to the text, prompt, access, or transmission of this data item must be approved by the Legal Counsel of the CCC Chancellor's Office and the Office of Civil Rights.  This information may not be provided to staff in the capacity of making a decision to admit an applicant until after the applicant is admitted—that is, uniformly enabled to register for classes.  The basic two-question format, the Hispanic ethnicity and race categories, and certain other aspects such as not requiring responses are IPEDS requirements.
Revision Log:	Aug 2022: Minor text changes were made to onscreen prompt and additional help text per SCDL (via CCCCCO).  Layout revised in December 2018. This field left intentionally unchanged (2018). See note for Hispanic/Latino (previous table) Data values and format intentionally left unchanged.

## Race & Ethnicity Full

Data Element:	race_ethnic_full
Apply API (Glue):	raceEthnicFull
Description:	New data field added in 2018 to collect full combination of all responses of all new race groups and ethnicities (subcategories) values in 2018 implementation.
Type/Format, Length:	Stores CSV separated values of all selected onscreen checkbox responses of new 2018 race groups (categories) and ethnicities (subcategories).  <b>Maximum Expected Width:</b> 805 characters (201 * 3 character long values + 200 commas + 2 surrounding quote marks for CSV delimiting in the output format)  <b>Example Format:</b> "100,101,117,118,200,205,08,09,500,15,600,601,17,19,602,700,701,713,800,802,803"
Values/Response Options:	String of all new 2018 expanded race group and ethnicity-ancestry checkbox values that are checked, delimited by commas <b>with no spaces between each code</b> . See table breakdown of full 2018 race & ethnicity names and values below  See full list of 2018 race group (categories) and ethnicity-ancestry (sub-categories) checkboxes / response options in table below.

	There is a total of 194 possible values for the data field. Any combination of checkboxes can be checked, from none to all.
Allows Null:	Yes
Default:	None
Storage/Usage:	New data field added in 2018 to collect full combination of all responses of all new race groups and ethnicities (subcategories) values added in Ethnicity-Ancestry Expansion of 2018. Does not align to current MIS data elements. Used for research and student equity purposes.
Conditions:	Always
Field Error Check:	None
Page Error Check:	None; optional response per IPEDS and CCCCO.
Onscreen Label/Prompt Text:	"Check all of the ethnicity, nation, and ancestry groups that you identify with. When you select a major ethnicity group, you will have the option to select more specific ancestry groups. Select all that apply."
Legal Notes:	Ethnicity is sensitive information, protected by federal law and the Office of Civil Rights. Any change to the text, prompt, access, or transmission of this data item must be approved by the Legal Counsel of the CCC Chancellor's Office and the Office of Civil Rights.  This information may not be provided to staff in the capacity of making a decision to admit an applicant until after the applicant is admitted—that is, uniformly enabled to register for classes.  New data field added to collect all new race groups (categories) and ethnicities (subcategories) as part of the Ethnicity-Ancestry Expansion of 2018.
Field Notes:	There are a total of 194 possible values for the data field. Each race group contains one or more ethnicities, which are displayed as checkboxes when selected by a respondent.
Revision Log:	Aug 2022: Minor text changes were made to onscreen prompt and additional help text per SCDL. New 12.07.18 (v.6.3.0)

Table: Breakdown of Race & Ethnicity Full Names and Values

Legacy Race Group Names (race_group)	Legacy Race Group Values (race_group)	New Race Group Values in Race Ethnicity FULL (race_ethnic_full)	NEW Ethnicity Names & Values in Race Ethnicity FULL (race_ethnic_full)
Hispanic or Latino	01	100	
Mexican, Mexican-American, Chicano	02		Mexican - New value = 111
Central American	03		Costa Rican - New value = 105 Guatemalan - New value = 109 Honduran - New value = 110 Nicaraguan - New value = 112 Panamanian - New value = 113 Salvadoran - New value = 116

South American	04		Argentinean - New value = 101 Bolivian - New value = 102 Chilean - New value = 103 Colombian - New value = 104 Ecuadorian - New value = 108 Peruvian - New value = 114 Venezuelan - New value = 118
Hispanic, Other	05		Cuban - New value = 106 (Dominican Republic) - New value = 107 Puerto Rican - New value = 115 Spanish - New value = 117 Other Hispanic / Latino - New value = 119
Asian		200	(This is a new Race Group)
Asian: Indian	06		Afghan - New value = 201 Bangladeshi - New value = 202 Burmese/Myanmar - New value = 203 Indian – (Stays = 06) Pakistani - New value = 206 Sri Lankan - New value = 207
Asian: Chinese	07		Chinese - (Stays = 07)
Asian: Japanese	08		Japanese - (Stays = 08)
Asian: Korean	09		Korean - (Stays = 09)
Asian: Laotian	10		Laotian - (Stays = 10)
Asian: Cambodian	11		Cambodian - (Stays = 11)
Asian: Vietnamese	12		Vietnamese - (Stays = 12)
Asian: Filipino	13		Filipino - (Stays = 13)
Asian: Other	14		Hmong - New value = 204 Indonesian - New value = 205 Other Asian - (Stays = 14) Taiwanese - New value = 208 Thai - New value = 209
<b>American Indian or Alaska Native</b>	16	300	
All of the Native American Indian / Alaskan Native Tribes & Nations will map back to value = "16"			Agua Caliente Band of Cahuilla Indians - New value = 301 Alturas Indian Rancheria - New value = 302 Augustine of Cahuilla - New value = 303 Aztec or Mixtec - New value = 304 Bear River Rohnerville - New value = 305 Berry Creek Ranch Maidu - New value = 306 Big Lagoon Rancheria - New value = 307 Big Pine Band Paiute - New value = 308 Big Sandy Rancheria - New value = 309 Big Valley Pomo Indians - New value = 310 Bishop Paiute Tribe - New value = 311 Blue Lake Rancheria - New value = 312 Bridgeport Indian Colony - New value = 313

			<p>Buena Vista of Me-Wuk - New value = 314</p> <p>Cabazon Band Indians - New value = 315</p> <p>Cachil DeHe Band of Wintun Indians - New value = 316</p> <p>Cahuilla Band of Mission Indians - New value = 317</p> <p>Cahto Indian Tribe Laytonville Rancheria - New value = 318</p> <p>California Valley Miwok Tribe - New value = 319</p> <p>Campo Band of Diegueño Mission Indians - New value = 320</p> <p>Capitan Grande of Diegueño Mission - New value = 321</p> <p>Cedarville Rancheria - New value = 322</p> <p>Chemehuevi Indian Tribe Reservation - New value = 323</p> <p>Cher-Ae Heights Indian Trinidad Rancheria - New value = 324</p> <p>Cherokee - New value = 325</p> <p>Chicken Ranch Rancheria of Me-Wuk - New value = 326</p> <p>Chippewa - New value = 327</p> <p>Cloverdale Rancheria of Pomo of California - New value = 328</p> <p>Cold Springs of Mono Indians of California - New value = 329</p> <p>Colorado River Indian Tribes (AZ and CA) - New value = 330</p> <p>Cortina Indian Ranch of Wintun Indians - New value = 331</p> <p>Coyote Valley Band of Pomo Indians of CA - New value = 332</p> <p>Death Valley Timbi-Sha Shoshone Tribe - New value = 333</p> <p>Dry Creek Rancheria of Pomo Indians - New value = 334</p> <p>Elem Indian Colony of Pomo Sulphur Bank - New value = 335</p> <p>Elk Valley Rancheria - New value = 336</p> <p>Enterprise Rancheria of Maidu of Calif - New value = 337</p> <p>Ewiiapaayp Band of Kumeyaay Indians - New value = 338</p> <p>Federated Indians of Graton Rancheria - New value = 339</p> <p>Fort Bidwell Indian Community of CA – New value = 340</p> <p>Ft Independence Indian Comm of Paiute - New value = 341</p> <p>Fort Mojave Indian Tribe (AZ, CA, and NV) - New value = 342</p> <p>Greenville Rancheria - New value = 343</p> <p>Grindstone Indians Wintun-Wailaki of CA - New value = 344</p> <p>Guidiville Rancheria of California - New value = 345</p> <p>Habematolel Pomo of Upper Lake - New value = 346</p> <p>Hoopa Valley Tribe - New value = 347</p> <p>Hopland Band of Pomo Indians - New value = 348</p> <p>Inaja Band of Diegueño Mission - New value = 349</p> <p>Ione Band of Miwok Indians of California - New value = 350</p> <p>Jackson Band of Miwok Indians - New value = 351</p> <p>Jamul Indian Village of California - New value = 352</p> <p>Karuk Tribe - New value = 353</p> <p>Kashia Band of Pomo of Stewart’s Point - New value = 354</p> <p>Koi Nation of Northern California - New value = 355</p> <p>La Jolla Band of Luiseño Indians - New value = 356</p> <p>La Posta Band of Diegueño Mission - New value = 357</p> <p>Lone Pine Paiute-Shoshone Tribe - New value = 358</p> <p>Los Coyotes of Cahuilla &amp; Cupeno Indians - New value = 359</p> <p>Lytton Rancheria of California - New value = 360</p> <p>Manchester Band of Pomo Indians - New value = 361</p> <p>Manzanita Band of Diegueño Mission - New value = 362</p>
--	--	--	---

			<p>Mechoopda Indian Tribe of Chico - New value = 363</p> <p>Mesa Grande Band of Diegueño Mission - New value = 364</p> <p>Middletown Rancheria of Pomo Indians CA - New value = 365</p> <p>Mooretown Rancheria of Maidu Indians - New value = 366</p> <p>Morongo Band of Cahuilla Mission Indians - New value = 367</p> <p>Navajo - New value = 368</p> <p>Northfork Rancheria of Mono Indians - New value = 369</p> <p>Pala Band of Luiseño Mission Indians - New value = 370</p> <p>Paskenta Band of Nomlaki Indians of CA - New value = 371</p> <p>Pauma Band of Luiseño Mission Indians - New value = 372</p> <p>Pechanga Band of Luiseño Mission Indians - New value = 373</p> <p>Picayune Rancheria of Chukchansi Indians - New value = 374</p> <p>Pinoleville Pomo Nation - New value = 375</p> <p>Pit River Tribe - New value = 376</p> <p>Potter Valley Tribe - New value = 377</p> <p>Quartz Valley Indian Community - New value = 378</p> <p>Quechan Tribe of the Fort Yuma Indian - New value = 379</p> <p>Ramona Band of Cahuilla - New value = 380</p> <p>Redding Rancheria - New value = 381</p> <p>Redwood Valley Little River Band of Pomo - New value = 382</p> <p>Resighini Rancheria - New value = 383</p> <p>Rincon Band of Luiseño Mission Indians - New value = 384</p> <p>Robinson Rancheria - New value = 385</p> <p>Round Valley Indian Tribes, Round Valley - New value = 386</p> <p>San Manuel Band Serrano Mission Indians - New value = 387</p> <p>San Pasqual Band of Diegueño Mission - New value = 388</p> <p>Santa Rosa Indian Community - New value = 389</p> <p>Santa Rosa Band of Cahuilla Indians) - New value = 390</p> <p>Santa Ynez Band of Chumash Mission - New value = 391</p> <p>Lipay Nation of Santa Ysabel - New value = 392</p> <p>Scotts Valley Band of Pomo Indians of CA - New value = 393</p> <p>Sheep Ranch of Me-Wuk Indians - New value = 394</p> <p>Sherwood Valley Rancheria of Pomo - New value = 395</p> <p>Shingle Springs Band of Miwok Indians - New value = 396</p> <p>Sioux - New value = 397</p> <p>Soboba Band of Luiseño Indians - New value = 398</p> <p>Susanville Indian Rancheria - New value = 399</p> <p>Sycuan Band of the Kumeyaay Nation - New value = 401</p> <p>Table Mountain Rancheria of California - New value = 402</p> <p>Tejon Indian Tribe - New value = 403</p> <p>Tolowa Dee-ni' Nation - New value = 404</p> <p>Torres-Martinez Desert Cahuilla Indians - New value = 405</p> <p>Tule River Indian Tribe of the Tule River - New value = 406</p> <p>Tuolumne Band of Me-Wuk Indians - New value = 407</p> <p>Twenty-Nine Palms Band of Mission - New value = 408</p> <p>United Auburn Indian of the Auburn - New value = 409</p> <p>Upper Lake Band of Pomo Indians - New value = 410</p> <p>Utu Utu Gwaitu Paiute Tribe Benton Paiute - New value = 411</p> <p>Washoe Tribe ((California and Nevada) - New value = 412</p>
--	--	--	---

			<p>Wilton Rancheria - New value = 413</p> <p>Wiyot Tribe (formerly the Table Bluff) - New value = 414</p> <p>Yocha Dehe Wintun Nation - New value = 415</p> <p>Yurok Tribe of the Yurok Reservation - New value = 416</p> <p>Zapotec - New value = 417</p> <p>Other American Indian - New value = 418</p> <p>Other Alaska Native - New value = 419</p>
<b>Black or African American</b>	15	500	
Note: All of the following ethnicity responses will map back to the legacy value for "Black or African American" = 15	15		<p>African American - (Stays = 15)</p> <p>Subsaharan African: Ethiopian - New value = 501</p> <p>Subsaharan African: Kenyan - New value = 502</p> <p>Subsaharan African: Nigerian - New value = 503</p> <p>Subsaharan African: Somali - New value = 504</p> <p>Subsaharan African: South African - New value = 505</p> <p>Subsaharan African: Other Subsaharan - New value = 506</p> <p>West Indian: Belizean - New value = 507</p> <p>West Indian: Haitian - New value = 508</p> <p>West Indian: Jamaican - New value = 509</p> <p>West Indian: Other West Indian - New value = 510</p>
<b>Native Hawaiian or Other Pacific Islander</b>		600	(This is a new Race Group)
Pacific Islander: Guamanian	17		Guamanian or Chamorro - (Stays = 17)
Pacific Islander: Hawaiian	18		Native Hawaiian - (Stays = 18)
Pacific Islander: Samoan	19		<p>Samoan - (Stays = 19)</p> <p>Tongan - New value = 602</p>
Pacific Islander: Other	20		<p>Fijian - New value = 601</p> <p>Other Pacific Islander - (Stays = 20)</p>
Middle Eastern or North African		700	(This is a new Race Group)
Note: All of these new ethnicity responses will be mapped to the legacy value for "White" = 21			<p>Assyrian, Syriac or Chaldean - New value = 701</p> <p>Egyptian - New value = 702</p> <p>Iranian or Persian - New value = 703</p> <p>Iraqi - New value = 704</p> <p>Israeli - New value = 705</p> <p>Jordanian - New value = 706</p> <p>Lebanese - New value = 707</p> <p>Moroccan - New value = 708</p> <p>Palestinian - New value = 709</p> <p>Syrian - New value = 710</p> <p>Turkish - New value = 711</p> <p>Other Middle Eastern - New value = 712</p> <p>Other North African - New value = 713</p>
<b>White</b>	21	800	

<p>Note: All of these new ethnicity responses will be mapped to the legacy value for "White" = 21</p>			<p>Armenian - New value = 801                  Australian - New value = 802                  Basque - New value = 803                  British Isles (UK or Ireland) - New value = 804                  Canadian - New value = 805                  European - New value = 806                  Russian - New value = 807                  Ukrainian - New value = 808                  Other White - New value = 809</p>
---	--	--	---



## Consent & Submission Information

The tables below identify the fields that are populated from the Submission page/tab and other data that may be populated at the time of submission of a CCCApply standard or noncredit application.

### Consent Indicator

Data Element:	consent_indicator
Apply API (Glue):	consentIndicator
Description:	Applicant's response to the <i>Consent to Release Information</i> question.
Type/Format, Length:	boolean, 1
Values/Response Options:	As shown in Question Text. 1 = True/Yes 0 = False/No
Allows Null:	No
Default:	False
Storage/Usage:	Per CCCCO legal, colleges should use this data element to determine how they will share information; and should forward it to MIS.
Field Error Check:	None
Page Error Check:	Required response; else error message, "You must indicate whether or not you give your consent."
Conditions:	Always
Consent Text:	<p>CCCApply asks you to give your consent to release of personal information about you. If you give consent to release of your information, you will be authorizing the Chancellor's Office, California Community Colleges, and the community colleges you are attending to release necessary personal information contained in your education records, including your Social Security number, for the following purposes:</p> <ul style="list-style-type: none"> <li>• To federal or state agencies to evaluate jointly administered programs or to comply with reporting requirements.</li> <li>• To data matching services to measure student success in transferring to four-year colleges or universities.</li> <li>• To colleges, universities, or government agencies to promote outreach to students and to enhance transfer.</li> <li>• To the California Student Aid Commission to facilitate the award of financial aid; and</li> <li>• To organizations or agencies assisting the Chancellor's Office or the community colleges you attend with research and analysis.</li> </ul>

Onscreen Label/Prompt Text:	<p>I authorize the Chancellor's Office, California Community Colleges, and the community colleges I am attending to release necessary personal information contained in my education records, including my Social Security number, for the purposes described below. To learn more about how your personal information is stored and used, see the <a href="#">Privacy Policy</a>.</p> <ul style="list-style-type: none"> <li>• To federal or state agencies to evaluate jointly administered programs or to comply with reporting requirements;</li> <li>• To data matching services to measure student success in transferring to four-year colleges or universities;</li> <li>• To colleges, universities, or government agencies to promote outreach to students and to enhance transfer;</li> <li>• To the California Student Aid Commission to facilitate the award of financial aid; and</li> <li>• To organizations or agencies assisting the Chancellor's Office or the community colleges you attend with research and analysis.</li> </ul> <p>I authorize the Chancellor's Office, California Community Colleges, and the community colleges I am attending to release necessary personal information contained in my education records, including my Social Security number, for the purposes described in the Full Statement of Consent:  <input type="radio"/> I consent  <input type="radio"/> I do not consent</p>
Additional Text:	Be sure to read the Full Statement of Consent before deciding whether or not to grant your consent. To change your authorization, notify the college admissions office in writing.
Pop-Up Help	<a href="#">Link to the Privacy Policy</a>
Help	Please specify whether or not you consent to the release of the personal information in your educational record for research and analysis purposes.
Notes:	<p>The Consent Question is required by the Legal Counsel of the CCC Chancellor's Office. The text, prompt, data value, access, and handling are defined by Legal Counsel and any changes require approval by Legal Counsel.</p> <p>This data is expected to be propagated throughout student information systems over time and circulate to the Chancellor's Office through MIS reporting. Accommodating this data item is likely to be mandated in the future.</p> <p>Consent is not required for the applicant to submit the application.</p>

## E-Signature Confirmation

Data Element:	esignature
Apply API (Glue):	
Description:	Confirmation that applicant has provided the required electronic signature for submission of the application.
Type/Format, Length:	boolean
Values/Response Options:	Box must be checked. = True/Yes

Allows Null:	No
Default:	False
Storage/Usage:	User cannot submit unless = 1 Meets requirements for electronic signature in state law
Field Error Check:	None
Page Error Check:	Required response; else error message, "You cannot submit your application unless you indicate agreement to the declarations regarding your application."
Conditions:	Always
Onscreen Label/Prompt Text:	[checkbox] By Checking here, I, <applicant full name>, declare that: All of the information in this application pertains to me. Under penalty of perjury, the statements and information submitted in this online admission application are true and correct. I understand that falsification, withholding pertinent data, or failure to report changes in residency may result in District action. I understand that all materials and information submitted by me for purposes of admission become the property of [college name].
Additional Text:	You are about to submit your application to <college name>. NO CHANGES can be made to your application once it is submitted. California state law* allows you to submit your application and residency information online with an electronic signature verification. Your completion of this page will provide the necessary verification for electronic submission. The security and privacy of the information in your submitted application are protected as described in the CCCApply Privacy Policy. * Section 54300 of subchapter 4.5 of chapter 5 of division 6 of title 5 of the California Code of Regulations.
	You must check the box to indicate agreement to the declarations regarding your application.
Notes:	This response serves as the applicant's electronic signature.

## Financial Aid Acknowledgement

Data Element:	ack_fin_aid
Apply API (Glue):	ackFinAid
Description:	Acknowledgement that applicant is aware of financial aid opportunities.
Type/Format, Length:	boolean, 1
Values/Response Options:	Box must be checked. 1 = True/Yes

Allows Null:	No
Default:	false
Storage/Usage:	User cannot submit unless = 1
Field Error Check:	None
Page Error Check:	Required response; else error message, "You cannot submit your application unless you acknowledge understanding the statements about financial aid."
Conditions:	Always
Onscreen Label/Prompt Text:	<p>[checkbox] By checking here, I, &lt;applicant full name&gt;, acknowledge understanding that: Federal and state financial aid programs are available and may include aid in the form of grants, work study, and/or any available student loans. I am aware that I may apply for assistance for up to the total cost of my education including enrollment fees, books &amp; supplies, transportation, and room and board expense.</p> <p>I may apply for financial assistance if I am enrolled in an eligible program of study (certificate, associate degree, or transfer), and may receive aid if qualified, regardless of whether I am enrolled full-time or part-time.</p> <p>Financial aid program information and application assistance are available in the financial aid office at the college. The application is also available online.</p>
Additional Text:	Note: CCCApply will provide links to financial aid information and applications after you submit this application. You can also find financial aid information at <a href="http://www.icanaffordcollege.com">http:// www.icanaffordcollege.com</a> and on most college websites.
Help:	You must check this box to acknowledge understanding the statements about financial aid.
Notes:	These financial aid acknowledgements are required per California state law.

## System Generated & Submission Calculation Service Data

The data elements in this section represent system values that are not populated based on any field entry in the CCCApply Standard and/or Noncredit applications but are configured to auto populate the database for each application for your college.

### Application ID

Data Element:	app_id
Apply API (Glue):	appld
Description:	The unique identifier for a single application started by an applicant.
Type/Format, Length:	bigint
Values:	
Storage/Usage:	Unique number assigned by the system.
Allows Null:	No
Default:	None
Notes:	App ID is consistent with the Confirmation number at time of submission.

### Application Confirmation Number

Data Element:	confirmation
Apply API (Glue):	confirmation
Description:	Unique identifier number assigned to the application at the time of submission by the system.
Type/Format, Length:	varchar, 30
Values:	The confirmation is a string version of the <app_id> and is created and saved during the “in progress” application process as well as after the application is submitted.
Allows Null:	No
Default:	None
Storage/Usage:	For colleges and applicants, this is the number that identifies a unique submitted application. If application is started and submitted using the Noncredit Application URL, then the confirmation number will begin with the prefix “NC-“ It is displayed on the Application <i>Submission</i> page and elsewhere, including the Report Center.

Notes:	
Revision Log:	March 2019

## Application Language Flag

Data Element:	app_lang
Apply API (Glue):	applang
Description:	The state of the language toggle when the application is submitted.
Type/Format, Length:	bpchar, 2
Values:	es – Spanish en – English
Storage/Usage:	
Allows Null:	Yes
Default:	None
Notes:	This flag is included primarily for possible future use. application table

## CCGI Token

Data Name:	ccgi_token
Apply API (Glue):	ccgiToken
Description:	System-generated token used to facilitate data articulation from CCGI.
Type/ Format:	Character varying
Length:	256
Values:	Blank/null [internal default]
Characteristics:	
Storage/Usage:	
Notes/Constraints:	SYSTEM USE ONLY.

## Eligible for AB540 Waiver

Data Element:	elig_ab540
Apply API (Glue):	eligAb540
Description:	Whether applicant is eligible for AB540 tuition waiver, as determined by the Submission Calculation Service
Type/Format, Length:	boolean, 1
Values:	1 = True/Yes 0 = False/No
Allows Null:	No
Default:	None
Storage/Usage:	Alerts college Financial Aid personnel to applicants who are eligible for AB540 tuition waiver. Determines whether AB540 information and links are included on the Links and Opportunities page.
Notes:	Populated by Submission Calculation Service; for details see: <i>Appendix A: Submission Calculation Logic &amp; Residency Algorithm</i>

## Financial Aid Referral Flag

Data Element:	fin_aid_ref
Apply API (Glue):	finAidRef
Description:	Whether applicant has indicated interest in or need for financial aid, as determined by the Submission Calculation Service.
Type/Format, Length:	boolean, 1
Values:	1 = True/Yes 0 = False/No
Allows Null:	No
Default:	None
Storage/Usage:	Alerts college Financial Aid personnel to applicants who are interested in financial aid. Determines whether FAFSA link (and later, BOGFW link) is included on the Links and Opportunities page.

Notes:	See: <i>Appendix A: Submission Calculation Logic &amp; Residency Algorithm</i>
--------	--

## Fraud Score

Data Element:	fraud_score
Apply API (Glue):	
Description:	Identifies the probability that the application is fraudulent based on the prediction service as part of the Spam Filter web service.
Type/Format, Length:	double precision
Allows Null:	
Default:	
Storage/Usage:	
Notes:	

## Fraud Status

Data Element:	fraud_status
Apply API (Glue):	
Description:	Identifies status of application before and after fraud prediction service as part of the Spam Filter web service.
Type/Format, Length:	integer
Values:	<p>0 (or Null) = Indicates the application has not been evaluated.</p> <p>1 = Not Checked: The Application was not checked because spam filter was not implemented yet.</p> <p>2 = Pending: The application has been submitted but has not yet been processed by the prediction service.)</p> <p>3 = Checked Fraud: The prediction service determined that the application is most likely fraudulent.</p> <p>4 = Checked NOT Fraud: The prediction service determined that the application is most likely not fraud.</p> <p>5 = Confirmed Fraud: The college admin has reviewed the application and determined that it is fraudulent.</p> <p>6 = Confirmed NOT Fraud: The college admin has reviewed the application and determined that it is not fraudulent.</p>
Allows Null:	Yes
Storage/Usage:	
Notes:	DELIVERED via SuperGlue for Apply.
Revision Log:	Implemented 9.28.18 (v.6.2.0)



## Ineligible for Admission Flag

Data Element:	adm_ineligible
Apply API (Glue):	admIneligible
Description:	Applicant's eligibility for admission as calculated by the Submission Calculation Service
Type/Format, Length:	smallint, 1
Values/Response Options:	0 = Applicant is eligible for admission 1 = Applicant is ineligible for admission 2 = Applicant is HS grad under 18 as of RDD; eligible for admission with documentation
Allows Null:	No
Default:	None
Storage/Usage:	Alerts colleges to applicants who are not, or may not be, eligible for admission.
Notes:	Populated by Submission Calculation Service; for details, see <i>Appendix A: Submission Calculation Logic &amp; Residency Algorithm</i>

## IP Address at Account Creation

Data Name:	ip_address_at_account_creation
Apply API (Glue):	ipAddressAtAccountCreation
Description:	Applicant's IP address captured at the time the OpenCCC Account is created.
Type/ Format, Length:	Varchar, 40
Values:	Blank/null [internal default]
Characteristics:	.
Storage/Usage:	
Notes/Constraints:	Added October 2022. Delivery by SuperGlue.

## IP Address at Application Creation

Data Name:	ip_address_at_app_creation
Apply API (Glue):	ipAddressAtAppCreation

Description:	Applicant's IP address captured at the time the current application is <i>started</i> .
Type/ Format, Length:	Varchar, 40
Values:	Blank/null [internal default]
Characteristics:	
Storage/Usage:	Value is captured when the App ID is assigned to the application, following the successful entry of the required fields on the Enrollment page.
Notes/Constraints:	Added October 2022. Delivered by SuperGlue.

## IP Address at Application Submission

Data Name:	ip_address
Apply API (Glue):	ipAddress
Description:	Applicant's IP address captured at the time the current application is <i>submitted</i> .
Type/ Format:	varchar
Length:	15
Values:	Blank/null [internal default]
Characteristics:	
Storage/Usage:	
Notes/Constraints:	

## Major ID

Data Element:	major_id
Apply API (Glue):	
Description:	SYSTEM GENERATED: The system's identifier for a major. NOT UNIQUE
Type/Format, Length:	bpchar, 5
Values:	5-digit code
Allows Null:	No

Default:	None
Storage/Usage:	This is a system-generated ID for a particular major that is NOT UNIQUE. This field is NOT the Major Code. This should not be used to identify an individual and unique major code.
Notes:	Not recommended for delivery or reporting.

## CAP Major ID

Data Element:	cap_major_id
Apply API (Glue)	capMajorId
Description:	NOT CURRENTLY USED. System-generated identification number for Administration of majors. NOTE: This is NOT related to the CCCApply Major ID.
Format, Length:	bigint
Allows Null:	
Default:	
Usage:	
Notes:	NOT IN USE. Not recommended for download. This is NOT the code used to identify a major in CCCApply.

## Noncredit Status

Data Element:	non_credit
Apply API (Glue):	nonCredit
Description:	Identifies status of the Noncredit Application path when the Noncredit URL is used to start and submit an application.
Type/Format, Length:	Boolean
Values:	1 = True 0 = False
Allows Null:	Yes
Default:	Set <non_credit> status to =True if the applicant starts and submits the application using the Noncredit URL; otherwise it is set =False for all Standard applications.
Storage/Usage:	All applications that are started (in-progress) & submitted using the Noncredit URL will set this field/flag to "True = noncredit/exempt"; otherwise it =False. A (=True) value triggers new Integrity Flag (81) and sends alert to admissions office. IF the status flag is set (=True), then the set the residency status <res_status> to new value = "N", and residency areas A – D are set to new value = "9".

Notes:	Noncredit App path has a new/different URL. When new URL is used to start & submit Standard application, Noncredit workflow is triggered.
Revision Log:	Added March 2019

## Residency Area A Status

Data Element:	res_area_a
Apply API (Glue):	resAreaA
Description:	Calculated status of Area A of the Residency Algorithm in the Appendix A: Submission Calculations Service.
Type/Format, Length:	small integer
Values/Response Options:	<p>1 = US Citizen or a status of Permanent Resident, Temporary Resident/Amnesty, or Refugee/Asylee (along with an unexpired alien registration number)</p> <p>2 = An applicant indicating an unexpired visa type that is eligible for residency.</p> <p>0 = Applicant not qualifying as A1 or A2.</p>
Allows Null:	
Default:	
Storage/Usage:	Used in residency determination calculation.
Notes:	<p>Area A indicates whether the applicant is a U.S. Citizen or an eligible non-U.S. Citizen. An applicant who indicates either U.S. citizenship or a status of Permanent Resident, Temporary Resident/Amnesty, or Refugee/Asylee (along with an unexpired alien registration number) is classified as A1. An applicant indicating an unexpired visa type that is eligible for residency is classified as A2. An applicant not qualifying either as A1 or A2 is classified as A0.</p> <p>Populated by Submission Calculation Service (Residency Algorithm). See: <i>Appendix A: Submission Calculation Logic &amp; Residency Algorithm</i></p>

## Residency Area B Status

Data Element:	res_area_b
Apply API (Glue):	resAreaB
Description:	Calculated status of Area B of the Residency Algorithm in the Appendix A: Submission Calculations Service.
Type/Format, Length:	small integer

Values/Response Options:	1 = Meets requirements for residency with no contrary data 2 = Meets requirements for residency but <i>HAS SOME</i> data that requires documentation 0 = Does NOT meet requirements for residency.
Allows Null:	
Default:	
Storage/Usage:	Used in residency determination calculation.
Notes:	An applicant who meets requirements for residency with no contrary data is classified as B1. An applicant who meets requirements for residency but has some data that needs to be explained or documented is classified as B2. An applicant who does not meet requirements for residency is classified as B0.  Populated by Submission Calculation Service (Residency Algorithm). See: <i>Appendix A: Submission Calculation Logic &amp; Residency Algorithm</i>

## Residency Area C Status

Data Element:	res_area_c
Apply API (Glue):	resAreaC
Description:	Calculated status of Area C of the Residency Algorithm in the Appendix A: Submission Calculations Service.
Type/Format, Length:	small integer
Values/Response Options:	1 = Active military person or their dependent 2 = Recently discharged military person 0 = Applicant does not qualify as C1 or C2
Allows Null:	
Default:	
Storage/Usage:	Used in residency determination calculation.
Notes:	Populated by Submission Calculation Service (Residency Algorithm). See: <i>Appendix A: Submission Calculation Logic &amp; Residency Algorithm</i>

## Residency Area D Status

Data Element:	res_area_d
Apply API (Glue):	resAreaD

Description:	Calculated status of Area D of the Residency Algorithm in the Appendix A: Submission Calculations Service.
Type/Format, Length:	small integer
Values/Response Options:	0 = Requirements NOT met 1 = Requirements met.
Allows Null:	
Default:	
Storage/Usage:	Used in residency determination calculation.
Notes:	Populated by Submission Calculation Service (Residency Algorithm). See: <i>Appendix A: Submission Calculation Logic &amp; Residency Algorithm</i>

## Residency Integrity Flags

Data Element:	integrity_flags
Apply API (Glue):	integrityFlags
Description:	Residency Integrity Flags generated by the Residency Algorithm in the Submission Calculation Service
Type/Format, Length:	character varying (255)
Values:	2-character codes, comma-delimited. Codes are sorted in ascending order. For valid codes and their meanings, see the table of Residency Integrity Flags in <i>Table E: Residency Integrity Flags</i> in <i>Appendix A: Submission Calculation Service</i> .
Allows Null:	No
Default:	None
Storage/Usage:	Alerts college A&R personnel to reasons for the preliminary residency and ineligibility calculations and/or to responses that might require documentation or warrant special attention when making a final residency determination or admission decision.
Notes:	Populated by Submission Calculation Service (Residency Algorithm); for details. Note: Each integrity flag field is also populated individually. See <i>Table E: Integrity Flags</i> for codes. See: <i>Appendix A: Submission Calculation Logic &amp; Residency Algorithm</i>

## Residency Status

Data Element:	res_status
Description:	Applicant's preliminary residency status as calculated in the Residency Algorithm in the Appendix A: Submission Calculations Service.
Type/Format, Length:	bpchar, 1
Values/Response Options:	1 = Resident 2 = Possible Resident. Documentation Required. 3 = Non-resident N = Noncredit / Exempt
Allows Null:	No
Default:	None
Storage/Usage:	Used by colleges as a preliminary indication of residency. Colleges have the responsibility to obtain appropriate documentation and make a final residency determination for every applicant.
Notes:	Populated by Submission Calculation Service (Residency Algorithm). See: <i>Appendix A: Submission Calculation Logic &amp; Residency Algorithm</i>
Revision Log:	March 2019 – New value added = “N” = Noncredit/exempt – residency-determination exempt per AB3101. See Noncredit Status field.

## Residency Status Change

Data Element:	res_status_change
Apply API (Glue):	resStatusChange
Description:	Whether applicant's Residency Status is different than the Residency Status calculated in previous application(s)
Type/Format, Length:	boolean, 1
Values/Response Options:	1 = True/Yes 0 = False/No
Allows Null:	No
Default:	None

Storage/Usage:	Alerts colleges to potential residency fraud.
Notes:	Populated by Submission Calculation Service (Residency Algorithm). This data element may evolve as college needs regarding residency change information are explored further. See: <i>Appendix A: Submission Calculation Logic &amp; Residency Algorithm</i>

## Residency Previous Date

Data Element:	res_prev_date <i>Currently NOT IN USE</i>
Apply API (Glue):	resPrevDate
Description:	Date of most recent application when applicant's Residency Status was different than the Residency Status calculated for this application
Type/Format, Length:	date, 10 (yyyy-mm-dd download format)
Values:	Valid date
Allows Null:	Yes
Default:	None
Storage/Usage:	Alerts colleges to potential residency fraud.
Notes:	NOT IN USE Populated by Submission Calculation Service (Residency Algorithm); for details, see Appendix A: Submission Calculation Service specification. This data element may evolve as college needs regarding residency change information are explored further. See: <i>Appendix A: Submission Calculation Logic &amp; Residency Algorithm</i>

## SIS Receipt

Data Element:	sis_receipt
Apply API (Glue):	sisReceipt
Description:	System flag that identifies if a submitted application has been delivered to the college's SIS staging table(s) by the College Adaptor (via <i>Glue for Apply</i> ).
Type/Format, Length:	boolean
Storage/Usage:	
Allows Null:	



Default:	
Notes:	The SIS Receipt is similar to the CCCApply download “status” flag and identifies if an application has been delivered to the college’s SIS staging table(s) by the College Adaptor. Not deliverable via SG - <b>will be</b> accessible in the Report Center, Data Warehouse Report Server

## Application Download Status

Data Element:	status
Apply API (Glue):	status
Description:	The status flag that indicates whether the application has been downloaded by the college using the <i>CCCApply Download Client</i> .
Type/Format, Length:	Character (1)
Values:	I = Initial (when application is initially inserted into the submitted_application table), D = Downloaded (application has been downloaded to the college)
Storage/Usage:	This field pertains to CCCApply Download Client functionality; this does not identify delivery via SuperGlue.
Allows Null:	No
Default:	None

## Supplemental Questions Page Code

Data Element:	sup_page_code NOT CURRENTLY USED
Apply API (Glue):	supPageCode
Description:	NOT CURRENTLY USED A system code that identifies a particular Supplemental Questions page.
Type/Format, Length:	varchar, 30
Values:	30-character code
Storage/Usage:	The system-generated code assigned to a Supplemental Questions page (if used) that is included in the application.
Allows Null:	Yes
Default:	None
Notes:	NOT CURRENTLY IN USE. application table

## Survey: Comments

Data Element:	comments
Apply API (Glue):	comments
Description:	Applicant's optional response to the post-submission survey question: "Please share any comments you would like to make about this online application."
Type/Format, Length:	Text, 50 char
Values:	Freeform text.
Storage/Usage:	
Allows Null:	No
Default:	None
Notes:	Survey table.

## Survey: Experience

Data Element:	experience
Apply API (Glue):	experience
Description:	Applicant's optional response to post-submission student survey question: "How would you rate your experience applying to this college using the online application?"
Type/Format, Length:	integer, 1
Values:	1 = Very Satisfied 2 = Satisfied 3 = Neutral 4 = Dissatisfied 5 = Very Dissatisfied
Storage/Usage:	
Allows Null:	No
Default:	None
Notes:	Survey table.

## Survey: Recommend

Data Element:	recommend
---------------	-----------

Apply API (Glue):	recommend
Description:	Applicant's optional response to post-submission student survey question: "Would you recommend this online application process to other students?"
Type/Format, Length:	integer, 1
Values:	1 = yes 2 = no
Storage/Usage:	
Allows Null:	No
Default:	None
Notes:	Survey table.

## Term ID

Data Element:	term_id RESTRICTED USE.
Apply API (Glue):	
Description:	SYSTEM GENERATED: The internal system's identifier for a term. Should not be confused with Term Code. NOT UNIQUE
Type/Format, Length:	bigint, 5
Values:	5-digit code
Storage/Usage:	WARNING: NOT USED TO IDENTIFY A UNIQUE TERM OUTSIDE THE DATABASE. This is a system-generated Identifier for a term as it appears in the database at a given point in time. Application: term_id (term_id is the system-generated key for a specific term, providing the link to term code, description, start date, etc. in the database: Term table
Allows Null:	No
Notes:	RESTRICTED USE. SYSTEM USE ONLY. Not recommended for use by colleges.

## CAP Term ID

Data Element:	cap_term_id
Description:	SYSTEM-GENERATED identification number for Administration of terms. NOTE: This is NOT related to the Term ID.
Format, Length:	bigint

Allows Null:	
Default:	
Usage:	
Notes:	NOT IN USE. Not recommended for download. This is NOT the code used to identify a term in CCCApply.

## Timestamp: Application Creation

Data Element:	tstmp_create
Apply API (Glue):	tstmpCreate
Description:	Date and time that the application was started and assigned an App ID.
Type/Format, Length:	Timestamp with time zone
Allows Null:	No
Default:	None
Storage/Usage:	Displayed in 'mm/dd/yyyy hh:mm:ss' format.
Notes:	Application ID and creation timestamp are stored only after all required responses are provided on the Enrollment page, and the applicant clicks "Continue" to proceed to the next page.

## Timestamp: Application Download

Data Element:	tstmp download
Apply API (Glue):	tstmpDownload
Description:	Date and time that the application was downloaded by the college using the CCCApply Download Client only.
Type/Format, Length:	Timestamp with time zone
Allows Null:	No
Default:	None
Storage/Usage:	Displayed in 'mm/dd/yyyy hh:mm:ss' format.
Notes:	Pertains to application download via the CCCApply Download Client only. Does not apply to SuperGlue delivery status/time.

## Timestamp: Application Submission

Data Element:	tstmp_submit
Apply API (Glue):	tstmpSubmit
Description:	Date and time that the application was submitted.
Type/Format, Length:	Timestamp with time zone
Values:	
Allows Null:	No
Default:	None
Storage/Usage:	Displayed in 'mm/dd/yyyy hh:mm:ss' format on Application Confirmation page and elsewhere.
Notes:	application table

## Timestamp: Application Update

Data Element:	tstmp_update
Apply API (Glue):	tstmpUpdate
Description:	Date and time that an in-progress application – with an App ID - is resumed.
Type/Format, Length:	Timestamp with time zone
Values:	
Allows Null:	No
Default:	None
Storage/Usage:	Displayed in 'mm/dd/yyyy hh:mm:ss' format.
Notes:	

## Appendix A: Submission Calculation Logic & Residency Algorithm

This section describes the application calculations that are made once the student has submitted an application for admission. Also included are the requirements for the service that performs these calculations.

**Note:** Applications submitted with the Noncredit Application URL (<non\_credit>= True) are EXEMPT from the Submission Calculation Service calculations.

### Overview of Submission Calculations

Once an applicant has submitted an application and it is validated by the software, it is finalized from the applicant's point of view. The applicant's responses cannot be changed. At this point, there are several calculations to be performed before the application is ready for completion and downloading. These include:

Residency calculations

Preliminary residency status

Residency change information

Residency integrity flags

Financial aid flag

AB540 eligibility flag

Ineligibility-for-admission flag

**Note:** Any rules you may have created and applied to your application using the Administrator will run after the above calculations are performed, so that the rules can validate against accurate data

### Receiving Data from CCCApply

Initially, the Submission Calculation Service will operate only on submitted CCCApply Standard applications. This document identifies all the data elements that are needed for the various submission calculations. How the Submission Calculation Service will receive these data elements is beyond the scope of this document.

**Note:** The Submission Calculation Service DOES NOT operate for Noncredit applications (Noncredit URL), or the International application (International URL). The non\_credit status flag defaults to =True when the application is started and submitted using the Noncredit URL.

### Returning Calculations to CCCApply

The Submission Calculation Service must respond to the CCCApply Service promptly with the results of its calculations, since those results will be used to determine some of the contents of the Links and Opportunities page.

### Receiving Data from Other Sources and Returning Calculations to Them

There has been discussion about the Submission Calculation Service having the ability to receive data from other sources (such as SuperGlue, MyPath, XAP CCCApply, or a college that has its own online application) and to provide calculated data to those sources. The design of the Submission Calculation Service should allow this future possibility, but details of the communication with other sources/services are TBD.

### Residency Algorithm (Preliminary Residency Calculation)

The residency calculation provided by CCCApply is a preliminary residency calculation only, not an actual or final residency determination. CCCApply does not ask the applicant for proofs of residency in any form. Actual residency determination remains the responsibility of the college

to which the student applies. CCCApply does not reveal any indication of residency determination to the applicant. It is up to the colleges to communicate with the applicants about their residency status.

## Areas of Residency Qualification

The CCCApply preliminary residency calculation is based upon four areas or categories of evaluation: citizenship, stay and intent, military exemptions, and other exemptions. The student is evaluated in each area separately. The area classifications (referred to as 'classes') are then processed to make the overall preliminary residency calculation.

### Citizenship (Area A)

Area A indicates whether the applicant is a U.S. Citizen or an eligible non-U.S. Citizen. An applicant who indicates either U.S. citizenship or a status of Permanent Resident, Temporary Resident/Amnesty, or Refugee/Asylee (along with an unexpired alien registration number) is classified as A1. An applicant indicating an unexpired visa type that is eligible for residency is classified as A2. An applicant not qualifying either as A1 or A2 is classified as A0.

### Stay and Intent (Area B)

Area B indicates whether the applicant meets the minimum requirements for duration of stay in California and activities consistent with residency in California. An applicant who meets requirements for residency with no contrary data is classified as B1. An applicant who meets requirements for residency but has some data that needs to be explained or documented is classified as B2. An applicant who does not meet requirements for residency is classified as B0.

### Military Exemption (Area C)

Area C indicates whether the applicant is either an eligible active or discharged U.S. Military person or a dependent of such.

C1 = Active military persons and their dependents

C2 = Recently discharged military persons

C0 = All others that are not C1 or C2

To be eligible for priority registration and other benefits, the state legislature has expanded the amount of time that these benefits apply to discharged veterans from one year prior to the RDD to three years prior to the RDD. As of the March 2016 CCCApply release, logic that was previously attached to the actual Military Status field values has been removed and replaced by the value supplied in the Military Discharge date field value.

### Other Exemptions (Area D)

Area D indicates whether the applicant qualifies for a special residency exemption. A state college or university employee or dependent, a public school employee, or an eligible seasonal agricultural worker or dependent (not precluded by INS) is classified as D1. All others are classified as D0.

## Residency Area Criteria

The criteria and logic for evaluating each area of the residency algorithm are shown in Tables A through D and Figures 1 through 5. Evaluations are based on data elements reflecting the applicant's answers to residency-related questions.

**Note:** Areas A -D set value = 9 when a Noncredit application is submitted using the Noncredit URL.

### Residence Determination Date (RDD)

Residence determination is defined to be 'as of the day before the term start date'. The day before the term start date is called the Residence Determination Date, or RDD. The RDD is used at several points in the area determination logic specified in Tables A through D.

## Residency Integrity Flags

In addition to the preliminary residency determination (Residency Status), the area determination logic produces Residency Integrity Flags that provide additional information to help the colleges in their final residency determinations. Some Integrity Flags indicate why a Residency Status of 2 was assigned; others indicate applicant responses that did not affect the Residency Status but may warrant investigation or documentation.

Integrity flags are two-digit numeric codes, as defined in Table E. They are stored and downloaded in data element 'residency: res\_int\_flags', a string that can contain up to 26 flags.

In addition to their basic function alerting A&R staff to specific information about an applicant's responses related to residency, Integrity Flags may be used to automate electronic responses back to the applicant with further instructions.

*Note: Answers supplied in Areas B and D are in reference to the parent/guardian if the applicant is under age 19 and not independent (i.e., not married, in the military, or emancipated). "Evidence of Intent" rules in the Student Attending Accounting Manual (Chapter 2), based on Title 5 section 54024, specify "under 19 years" as the age criterion, superseding the definition of a "Minor" in general law as under age 18.*



## Outlines of Residency Area Criteria

Tables A through E, the data elements are in the Residency Table unless a different table is identified (e.g., 'education: element\_name' is in the Education Table).

Table A: Outline of Area A (Citizenship)

Step	Evaluation Statement	Data Elements & Logic	If Yes	If No
1	Is the student a US citizen?	citizenship_status = 1	Class A1	Go to step 2
2	Is the student's visa/alien registration active?	alien_reg_no_expire = 1 OR alien_reg_expire_date > RDD	Go to step 3	Class A0
3	Does the student have Permanent Resident, Temporary Resident/ Amnesty, or Refugee/Asylee citizenship status?	citizenship_status = 2 OR citizenship_status = 3 OR citizenship_status = 4	Go to step 4	Go to step 6
4	Does the student have an Alien Registration number?	alien_reg_number != null	Go to step 5	Class A2 set flag 50
5	Is issue date more than 1 year before RDD?	RDD minus alien_reg_issue_date > 365 (days)	Class A1	Class A2 set flag 60
6	Does the student have a visa that allows residency to be established?	visa_type has YES in 'Residency?' column of Table F.	Class A2 set flag 51	Class A0 set flag 48 if visa Type = B, B1, or B2

**Note:** Class A1 indicates that no further proof of citizenship is needed. Class A2 indicates that the admissions office must obtain proof of citizenship status before residency can be determined.

Table B. Outline of Area B (Stay and Intent)

Step	Evaluation Statement	Data Elements & Logic	If Yes	If No
1	Do out-of-state indicators support intent?	ca_outside_tax = 0 AND ca_outside_voted = 0 AND ca_outside_college= 0 AND ca_outside_lawsuit = 0	Go to step 2	Class B2 (flag 30) Go to step 2
2	Has the applicant lived in California for two years prior to <u>RDD</u> ?	ca_res_2_years = 1	Go to step 5	Go to step 3
3	Has the applicant been resident in CA for over a year prior to RDD?	ca_date_current != null AND ca_date_current < RDD minus 1 year	Class B2 (flag 59) go to step 5	Go to step 4
4	Is the applicant a current or former foster youth, under age 20, and now residing in California?	foster_youth_status is != 0 AND RDD minus Birthdate < 20 years	Class B2 (flag 70) go to step 5	Class B0 Go to step 12
5	Has the applicant completed HS outside CA in last 2 years?	education: hs_state != CA AND education: hs_comp_date RDD minus 2 years	Class B2 (flag 61) go to step 6	Go to step 6
6	Is the applicant in military with non CA home of record?	military_status = 2 AND ( military_home_state != CA OR military_legal_residence!= CA)	Class B2 (flag 62) go to step 7	Go to step 7
7	Is the applicant under the care and control of a guardian, under 19 and unmarried?	'over19OrMarried'= 0 AND 'guardianOrParentRelation' = G	Class B2 (flag 58) go to step 8	Go to step 8
8	Is the applicant's current mailing address outside of California and he or she is not homeless?	'Mailing address – state' != CA AND no_mailing_address_homeless = 0	Class B2 (flag 01) go to step 9	Go to step 9
9	Is the applicant's permanent address outside of California and he or she is NOT homeless?	'Permanent address – state' != CA AND no_perm_address_homeless = 0	Class B2 (flag 02) go to step 10	Go to step 10
10	Is the applicant under 19 as of RDD with last high school out-of-state?	<u>RDD</u> minus 19 years > personal_info: birthdate AND education: hs_state != CA	Class B2 (flag 03) go to step 11	Go to step 11
11	Was the applicant enrolled in an out-of-state college with a 'To Date' within the year previous to the term start date?	In any row of colleges_attended table: If state != CA AND to_date is greater than the term start date minus 1 year.	Class B2 (flag 04) go to step 12	Go to step 12
12	Has Class B0 been set?	Class B0 has been set	Class B0 end logic	Go to step 13
13	Has Class B2 been set?	Class B2 has been set	Class B2	Class B1

Table C. Outline of Area C (Military Exemption)

Step	Evaluation Statement	Data Elements & Logic	If Yes	If No
1	Is the student, or the student's parent/guardian/spouse, currently serving on active duty or discharged from the U.S. military in the last three years?	military_status = 2 OR military_status = 3 OR military_status = 4 OR military_status = 7 AND discharge_date is on or after RDD minus 3 years	Go to step 2	Class C0
2	Is the military member currently active?	military_status = 2 OR military_status = 3	Go to step 3	Class C2 (flag 52)
3	Is California the home of record for the military member?	military_home_state = CA	Class C1 (flag 53) go to step 4	Go to step 4
4	Is the active military member currently stationed in California?	military_ca_stationed = 1	Class C1 (flag 54) go to step 5	Go to step 5
5	Is the active military member (or spouse/parent/dependent) stationed/assigned to California for educational purposes?	military_stationed_ca = 1	Class C1 (Set flag 65) go to step 6	Go to step 6
6	Is California the state of legal residence for the military member?	military_legal_residence = CA	Class C1 (flag 63) go to step 7	Go to step 7
7	Is Class C1 set in any step?		Class C1	Class C0

Table D. Outline of Area D (Other Exemptions)

Step	Evaluation Statement	Data Element & Logic	If Yes	If No
1	Is the residency claimant a state college/university employee?	ca_college_employee = 1	Class D1 (flag 55)	Go to step 2
2	Is the applicant a California public school employee?	ca_school_employee = 1	Class D1 (flag 56)	Go to step 3
3	Is the residency claimant a qualified agricultural worker?	ca_seasonal_ag = 1	Go to step 4	Class D0
4	Is the residency claimant a U.S. Citizen or INS eligible alien?	Area A = A1 OR Area 2 = A2	Class D1 (flag 57)	Class D0

Table E. Residency Integrity Flags

Flag	Meaning	Logic
01	Current address state is not California	See Residency Area B logic
02	Permanent address state is not California	See Residency Area B logic
03	State of last high school attended is not California and student is under 19	See Residency Area B logic
04	State of most recent college attended is not California and 'To Date' is within one year of term start date	See Residency Area B logic
11	Claiming California high school completion but last high school not in California	education: cahs_graduated = 1 AND education: hs_state ≠ CA
30	Applicant has reported one or more "out-of-state" indicators: 1) filed taxes; 2) registered to vote; 3) attended college; or, 4) filed a lawsuit - outside of California within the last 2 years.	ca_outside_tax = 1 AND/OR ca_outside_voted = 1 AND/OR ca_outside_college = 1 AND/OR ca_outside_lawsuit = 1
40	Applicant is <i>under 25 years</i> and has been determined Homeless within last 24 months by authorized agencies.	<homeless_youth> = Yes AND age is under 25 years. (AB 801/806)
41	Applicant of any age has no current mailing address because he/she is homeless.	Not used in residency determination.
47	Eligible with documentation: high school graduate or equivalent but under 18	adm_ineligible = 2
48	Ineligible to enroll; B-visa holder	See Residency Area A logic
49	Ineligible to enroll; minor in high school	adm_ineligible = 1
50	Missing valid Alien Registration Number	See Residency Area A logic
51	Has visa type that may establish residency. Documentation required.	See Residency Area A logic
52	Recently discharged U.S. military member, or dependent (child or spouse) of U.S. military member, discharged within the last 3 years. Potential VACA eligibility (AB13).	See Residency Area C logic
53	U.S. military member or dependent spouse/child of military member with California as home of record	See Residency Area C logic
54	U.S. military member or dependent spouse/child of military member currently stationed in California	See Residency Area C logic
55	State college/university employee	See Residency Area D logic
56	California public school employee	See Residency Area D logic
57	Qualified seasonal agriculture worker	See Residency Area D logic
58	Two years care and control proof for guardian required	See Residency Area B logic
59	Applicant has resided in California for over one year but less than two years	See Residency Area B logic

60	Date of Alien Registration not more than one year before term start date	See Residency Area A logic
61	State of last high school attended is not California and high school completion date is within last 2 years	See Residency Area B logic
62	Currently in military with home of record other than CA	See Residency Area B logic
63	U.S. military member or dependent spouse/child of military member with California as military state of legal residence	(military_status = 2 OR military_status = 3) AND military_legal_residence =CA
65	U.S. military member or dependent/ spouse/child of military member stationed in California for educational purposes only. Verify that dates of assignment are for 30 days or more.	See Residency Area C logic
70	Applicant is a current or former Foster Youth in California and under 20 years of age	See Residency Area B Logic
71	Applicant is a current or former foster youth and is <i>under the age of 25</i> . Applicant is possibly eligible for Priority Registration per AB12.	(foster_youth_status=1 OR =2 OR =3 OR =4 OR =6 ) AND (RDD* minus Birthdate < 25 years)
80	Applicant is an independent minor	data element and logic TBD (dependency=Yes)
81	Applicant applied using the Noncredit URL	Upon check if noncredit flag is set (=true), then set the residency status to "N" and trigger Integrity Flag 81.

# Residency Algorithm Flow Charts

## Residency Area A Flowchart

### Area A

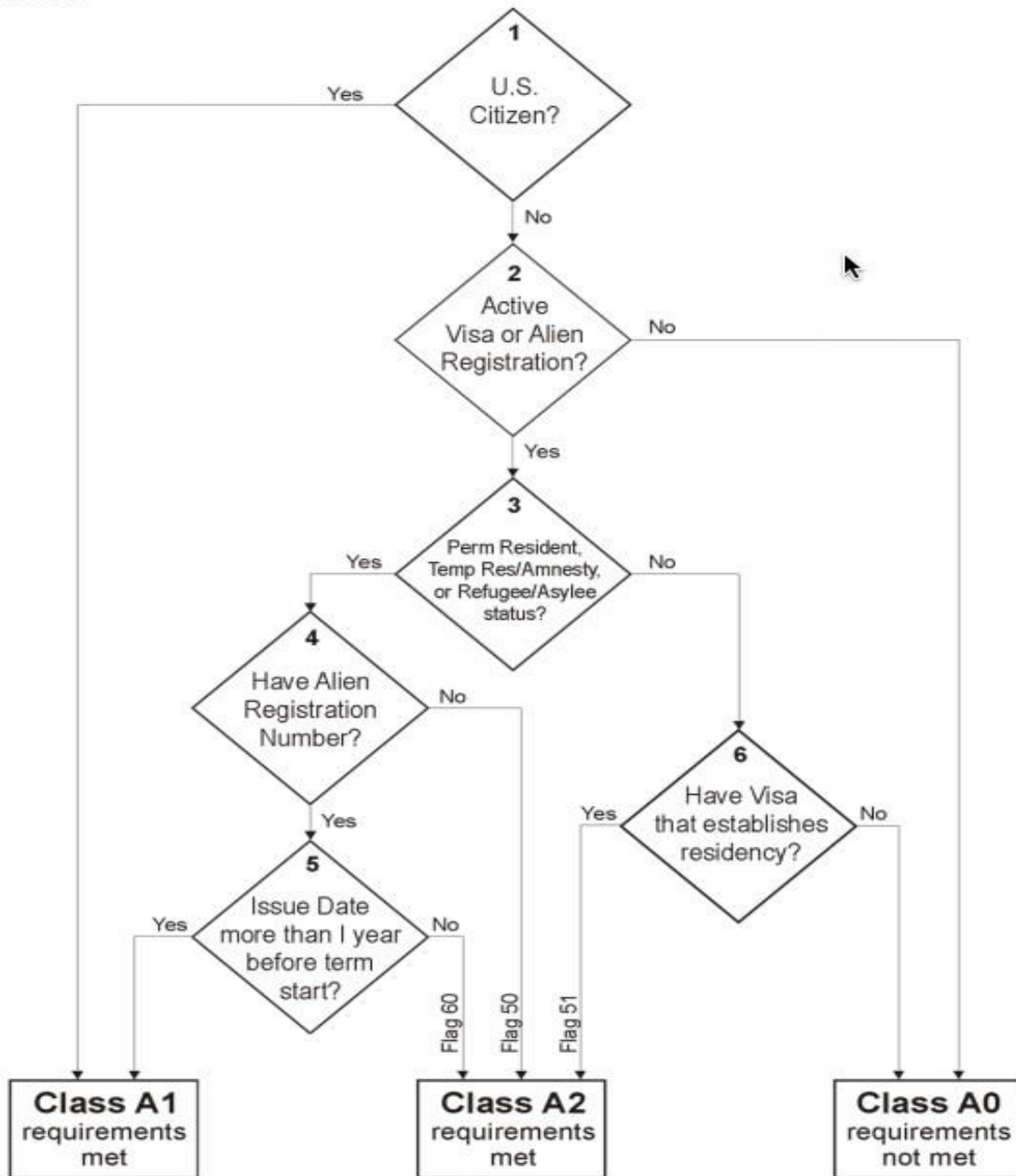


Figure 1. Flowchart for Residency Area A Logic

Residency Area B Flowchart

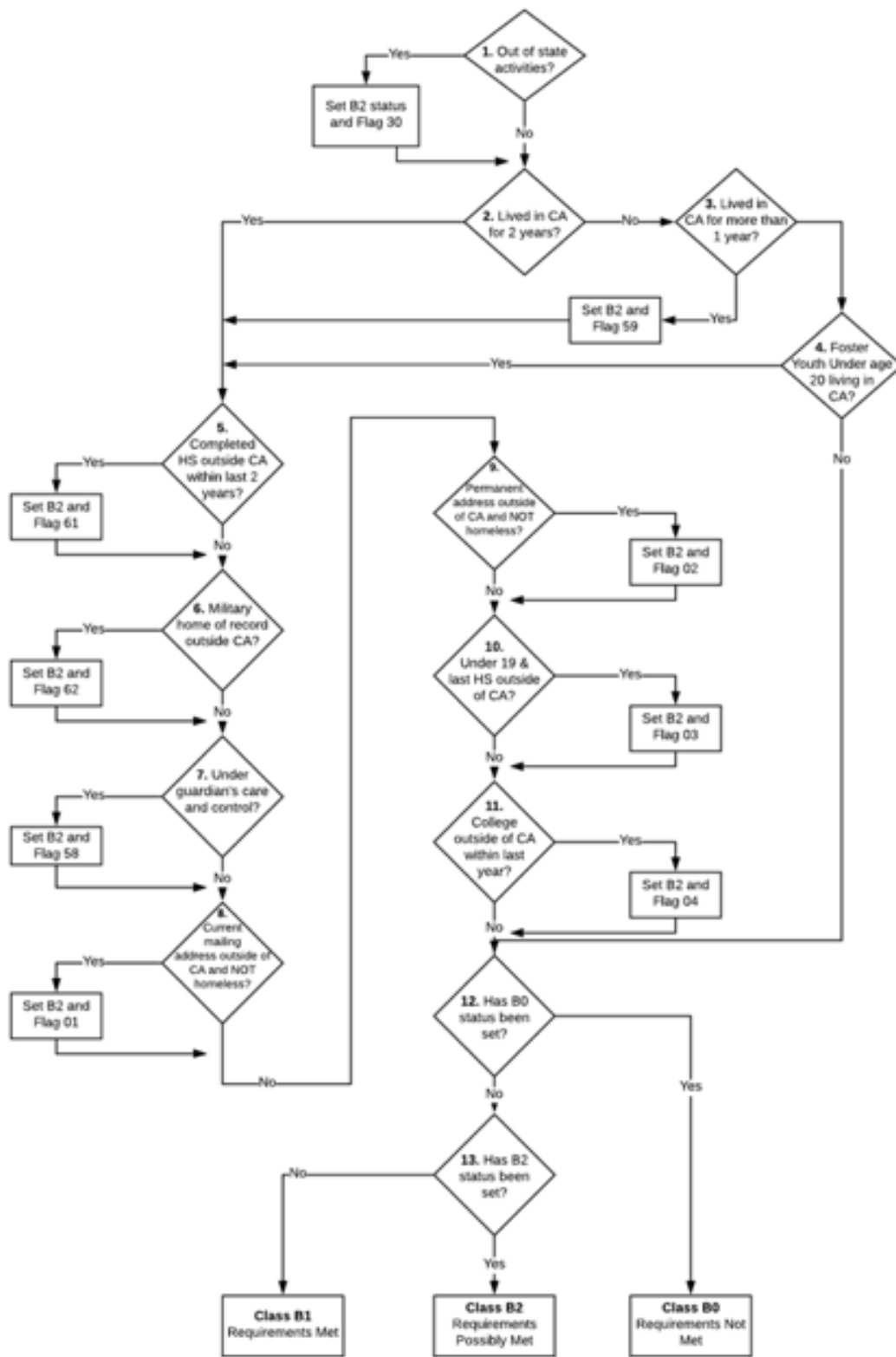


Figure 2. Flowchart for Residency Area B Logic



Residency Area C Flowchart

**Area C**

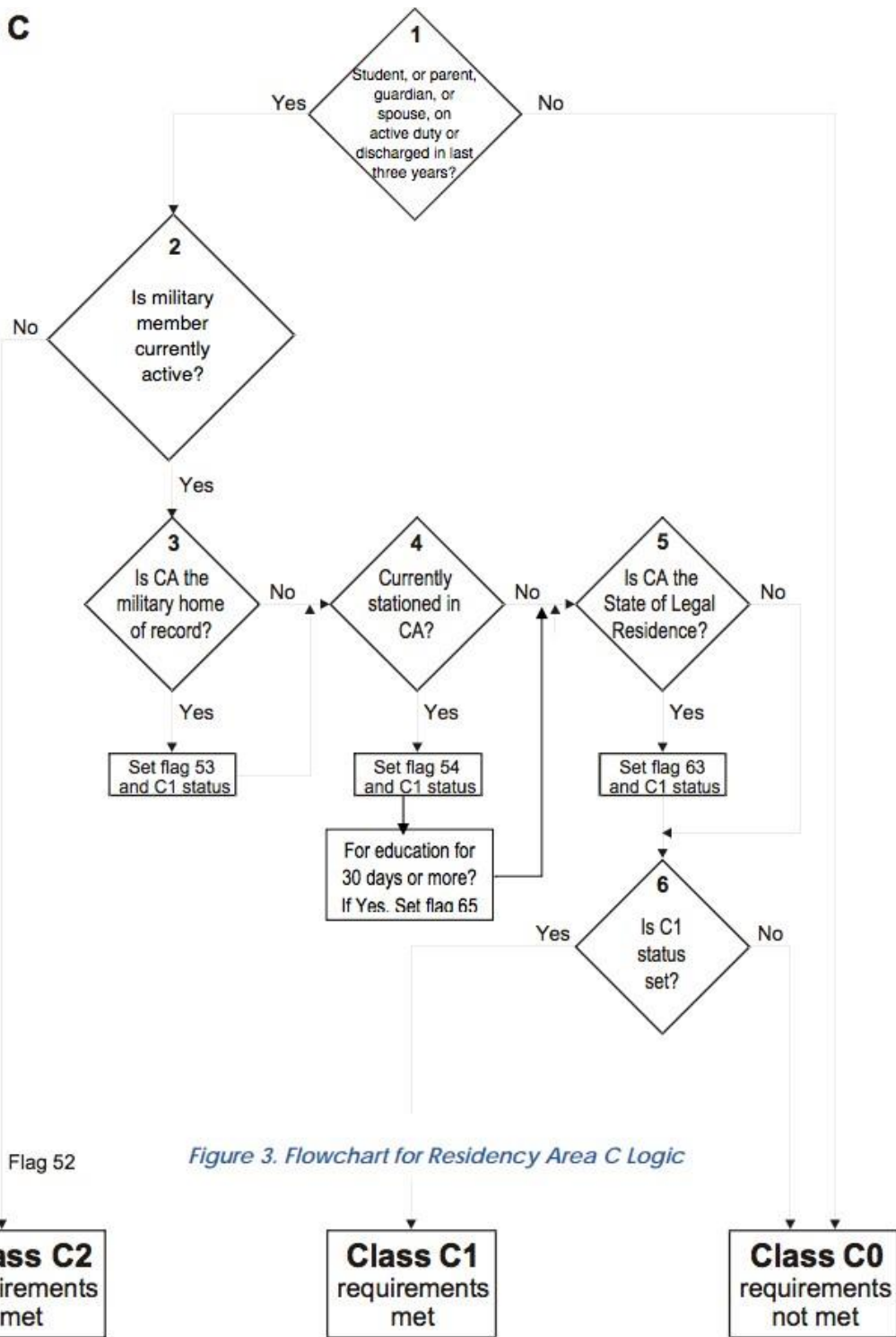


Figure 3. Flowchart for Residency Area C Logic

Figure 3. Flowchart for Residency Area C Logic

Residency Area D Flowchart

**Area D**

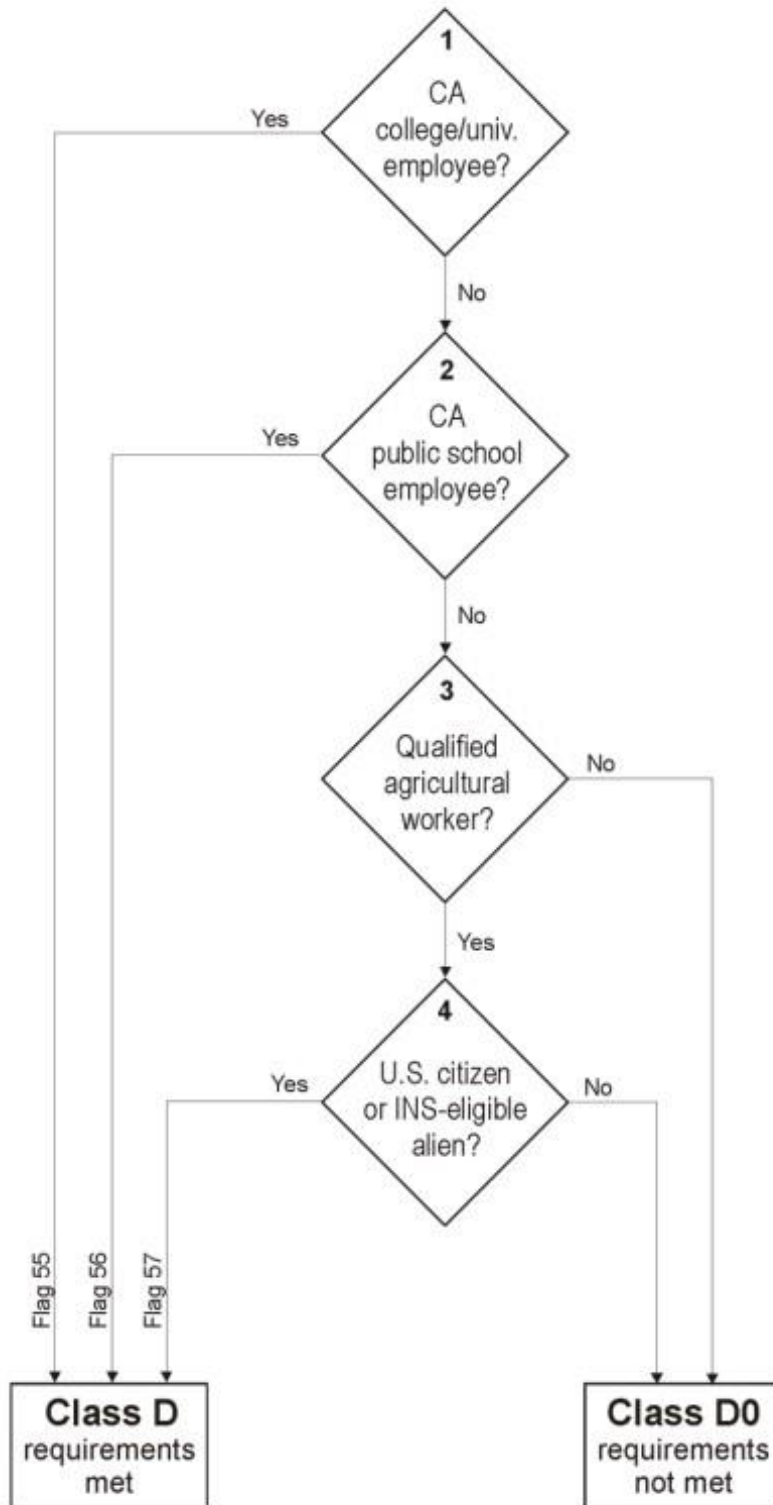


Figure 4. Flowchart for Residency Area D Logic

## Residency Status Calculation

### Preliminary Residency Status Determination

The residency determination algorithm looks at each area of qualification to determine whether the student meets the residency classification criteria for the purposes of assessing tuition. This preliminary Residency Status calculation is stored in data element 'residency: res\_status' as either 1, 2, or 3. Figure 5 shows the preliminary residency determination logic.

**Residency Status 1 (Resident):** An applicant considered eligible for California residency classification without further proof. The applicant must have the following Area calculations:

- A1 and B1

**Residency Status 2 (Possible Resident) # Documentation Required:** Any applicant considered eligible for California residency classification provided they can show proof. The applicant must have one of the following Area calculations:

- A1 and B2
- A2 and (B1 or B2)
- C1
- C2 and (B1 or B2)
- D1

**Residency Status 3 (Non-Resident):** An applicant failing to meet any of the above criteria.

**Residency Status N (Noncredit/Exempt):** An applicant applied using the Noncredit Application URL; exempt from residency status determination (Default setting; was not included in the Submission Calculation Service.)

### Residency Status Change Information

The Residency Algorithm also compares the Residency Status for the current application with the Residency Status determination for the immediately previous application by the same applicant (i.e., user account). If there has been a residency status change, it sets a Residency Status Change flag (data element 'residency: res\_status\_change') and stores the date of the different residency status determination (data element 'residency: res\_prev\_date').

The residency status change information needs to persist in all applications for a particular account until there is another residency status change. Therefore, the 'res\_status\_change' and 'res\_prev\_date' values will default to the values in the most recent application submitted by the account and will be overwritten only if the Residency Status for the current application is different than the Residency Status determination for the immediately previous application.

### Preliminary Residency Status Determination Flowchart

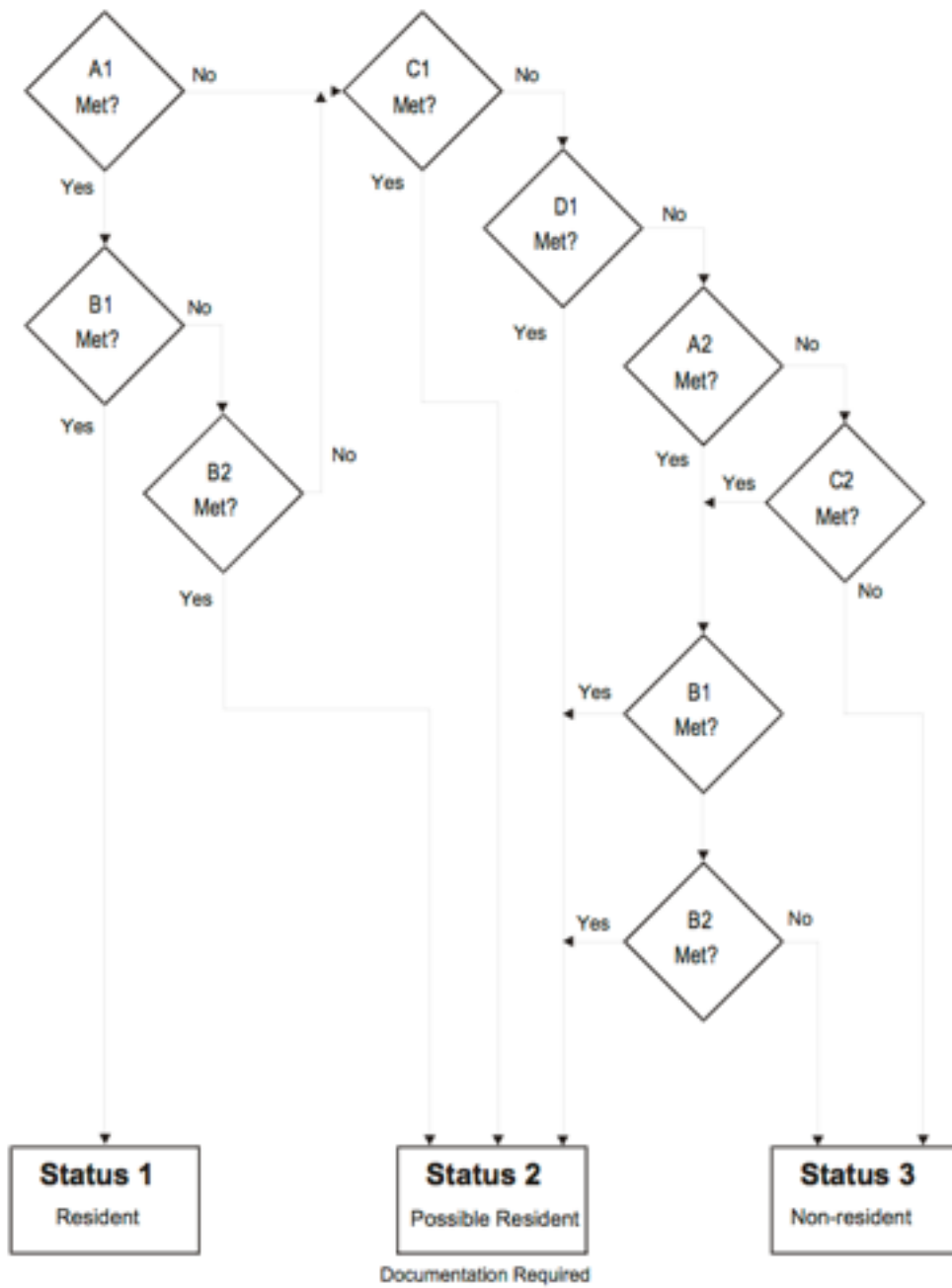


Figure 5. Preliminary Residency Status Determination Flowchart

Table F: Visa Types

Database Value	Visa Type	Residency?	Visa and Description
A1	A-1	YES	A-1 Ambassador, Public Minister, Career Diplomat, Consular Officer, Head of State, and immediate family members
A2	A-2	YES	A-2 Other foreign government officials or employees coming to the United States and immediate family members. Includes technical and support staff of A-1
A3	A-3	YES	A-3 Attendants, Servants and Personal employees of A-1 and A-2 and immediate family members
B1	B-1	no	B-1 Temporary visitor for business
B2	B-2	no	B-2 Temporary visitor for pleasure
BCC	BCC	no	BCC Border Crossing Card: Mexico
BE	BE	no	BE Bering Straits agreement entrants
C1	C-1	no	C-1 Alien in transit (direct and continuous travel through the United States)
C1D	C-1D	no	C-1D Combined transit and crewman visa
C2	C-2	no	C-2 Alien in transit to the U.N. headquarters
C3	C-3	no	C-3 Foreign government official, members of immediate family, attendants, servants or other personal employee of official in transit through the United States
C4	C-4	no	C-4 Transit without Visa, see TWOV
D1	D-1	no	D-1 Crewmen departing on same vessel of arrival, crewmen departing on same aircraft or same airline
D2	D-2	no	D-2 Crewmen departing on vessel other than one of arrival. Airmen departing on different airline than one of arrival
E1	E-1	YES	E-1 Treaty trader, spouse, and children
E2	E-2	YES	E-2 Treaty investor, spouse, and children coming to develop and direct a bona fide enterprise in which he/she has invested a substantial amount of capital
E2C	E-2C	Yes	E2C = E-2C
E3	E-3	YES	E-3 Australian nationals working in specialty occupations
E3D	E-3D	YES	E-3D Spouse or child of E-3
E3R	E-3R	YES	E-3R Returning E-3
F1	F-1	no	F-1 Academic student (Student VISA)
F2	F-2	no	F-2 Spouse or child of student
F3	F-3	no	F-3 Canadian and Mexican Academic Students who commute across the US land border to school.
G1	G-1	YES	G-1 Principal resident representative of recognized foreign member government to international organization, staff, and immediate family members
G2	G-2	YES	G-2 Other temporary representative of recognized foreign member government to international organization and immediate family members

G3	G-3	YES	G-3 Representative of non-recognized or nonmember foreign government to international organization and immediate family members
G4	G-4	YES	G-4 International organization officer or employee and immediate family members
G5	G-5	YES	G-5 Attendant, servant, or personal employee of G-1 through G-4 and immediate family members
GB	GB	NO	GB Temporary visitor for business, Guam
GT	GT	NO	GT Temporary visitor for pleasure, Guam
H1	H-1	NO	H-1 Temporary worker of distinguished merit and ability (Note: This VISA type no longer exists. Per CCCCCO, leave in list for historical reasons; eligibility: NO.)
H1A	H-1A	NO	H-1A Temporary worker performing services as a registered nurse (Note: This VISA type no longer exists. Per CCCCCO, leave in list for historical reasons; eligibility: NO.)
H1B	H-1B	YES	H-1B Specialty occupation (professionals), DOD workers, fashion models
H1B1	H-1B1	NO	H-1B1 Specialty occupation, entering under free trade agreements with Chile and Singapore
H1C	H-1C	NO	H-1C Nurses going to work for up to 3 years in health professional shortage areas (Note: This VISA type no longer exists. Per CCCCCO, leave in list for historical reasons; eligibility: NO.)
H2A	H-2A	no	H-2A Temporary or seasonal agriculture workers
H2B	H-2B	no	H-2B Non-agricultural temporary or seasonal workers
H2R	H-2R	no	H-2R Returning H-2B worker
H3	H-3	no	H-3 Trainee or participant in special education exchange visitor program
H4	H-4	YES	H-4 Spouse or child of H-1, H-2, H-3 (parent/spouse visa type determines whether holder may or may not establish residency) Yes if parent or spouse has a H1A, H1B or H1C. Valid dates required for H4 only.
I	I	YES	I Representative of foreign information media, spouse, and children
J1	J-1	no	J-1 Exchange visitor
J2	J-2	no	J-2 Spouse or minor child of exchange visitor
K1	K-1	YES	K-1 Fiancé or fiancée of U.S. Citizen
K2	K-2	YES	K-2 Minor child of K-1
K3	K-3	YES	K-3 Spouse of U.S. Citizen (under LIFE Act provisions)
K4	K-4	YES	K-4 Child of K-3
L1A	L-1A	YES	L-1A Intra company transferee (executive, managerial and specialized personnel) entering to continue employment with the same employer or a subsidiary or affiliate thereof
L1B	L-1B	YES	L-1B Executive, manager or has specialized skill of international firm
L2	L-2	YES	L-2 Spouse or child of L-1
M1	M-1	no	M-1 Vocational or non-academic student
M2	M-2	no	M-2 Spouse or child of M-2
M3	M-3	no	M-3 Border commuter student
N8	N-8	YES	N-8 Parent of alien classified SK-3 "special immigrant"

N9	N-9	YES	N-9 Child of N-8, SK-1, SK-2, or SK-4 “special immigrant”
NATO1	NATO-1	YES	NATO-1 Principal permanent representative of member state to NATO and resident members of official staff or immediate family
NATO2	NATO-2	YES	NATO-2 Other representatives of member state; dependents of member of a force entering in accordance with the provisions of NATO Status-of-Forces agreement; members of such force if issued visas
NATO3	NATO-3	YES	NATO-3 Official clerical staff accompanying representative of member state to NATO or immediate family
NATO4	NATO-4	YES	NATO-4 Official of NATO other than those qualified under NATO-4, employed on behalf of NATO and immediate family
NATO5	NATO-5	YES	NATO-5 Expert other than NATO officials qualified under NATO-4, employed on behalf of NATO and immediate family
NATO6	NATO-6	YES	NATO-6 Member of civilian component who is either accompanying a Force entering in accordance with the provision of the NATO Status-of-Forces agreement; attached to an Allied headquarters under the protocol on the Status of International Military headquarters set up pursuant to the North Atlantic Treaty; and their dependents
NATO7	NATO-7	YES	NATO-7 Servant or personal employee of NATO-1 through NATO-6, or immediate family
O1	O-1	YES	O-1 Aliens of extraordinary ability
O2	O-2	no	O-2 Accompanying alien who is coming solely to assist in the artistic or athletic performance by an O-1
O3	O-3	YES	O-3 Spouse and/or child of O-1 only (Type O-2_is not eligible. Yes if parent or spouse has an O-1 only. Valid dates for O-3 required.
P1	P-1	no	P-1 Internationally recognized professional artists, athletes, entertainers, and “essential support personnel”
P2	P-2	no	P-2 Artist or entertainer in reciprocal exchange programs
P3	P-3	no	P-3 Artists and entertainers coming to perform, teach, or coach a culturally unique program.
P4	P-4	no	P-4 Spouses and/or children of P-1, P-2, P-3
Q1	Q-1	no	Q-1 International cultural exchange visitor
Q2	Q-2	no	Q-2 Irish Peace Process cultural and training program (Walsh Visas)
Q3	Q-3	no	Q-3 Spouse or child of Q-2
R1	R-1	YES	R-1 Religious workers
R2	R-2	YES	R-2 Spouse or child of R-1
SIV	SI-V	Yes	SIV = Special Immigrant Visa
S5	S-5	no	S-5 Alien witness or informant possessing critical, reliable information concerning a criminal organization or enterprise whose presence in the United States is required for the successful investigation or prosecution of the criminal organization
S6	S-6	no	S-6 Alien witness or informant possessing critical reliable information about terrorist organization, enterprise, or operation, who will be placed in danger as a result of supplying that information; and is eligible to receive a reward under separate U.S. State Department legislation
S7	S-7	no	S-7 Spouse, unmarried sons and daughters, and parents of witness or informant
T1	T-1	YES	T-1 Victim of a severe form of trafficking in persons (eligible for benefits of AB540 )
T2	T-2	YES	T-2 Spouse of a victim of a severe form of trafficking in persons (eligible for benefits of AB540 )

T3	T-3	YES	T-3 Child of victim of a severe form of trafficking in persons (eligible for benefits of AB540 )
T4	T-4	YES	T-4 Parent of a victim of a severe form of trafficking in persons (if T-1 victim is under21) (eligible for benefits of AB540 )
T5	T-5	YES	T-5 Sibling under 18 years of age of T-1 under 21 years of age (eligible for benefits of AB540 )
T6	T-6	Yes	T-6
TN1	TN1	no	TN1 Canadian professionals under NAFTA
TN2	TN2	no	TN2 Mexican professionals under NAFTA
TD	TD	no	TD Spouse or child of TN
TPS	TPS	YES	TPS Temporary Protected Status
TWOV	TWOV	no	TWOV Transit without a Visa
U1	U-1	YES	U-1 Victim of certain criminal activity (eligible for benefits of AB540 )
U2	U-2	YES	U-2 Spouse of U- (eligible for benefits of AB540 )
U3	U-3	YES	U-3 Child of U- (eligible for benefits of AB540 )
U4	U-4	YES	U-4 Parent of U-1, if U-1 is under 21 (eligible for benefits of AB540 )
U5	U-5	YES	U-5 Unmarried sibling of U-1 under 18 (eligible for benefits of AB540)
V1	V-1	YES	V-1 Spouse of an LPR who is the principal beneficiary of a family based petition which was filed prior to December 21, 2000, and has been pending for at least 3 years
V2	V-2	YES	V-2 Child of an LPR who is the principal beneficiary of a family-based visa petition that was filed prior to December 21, 2000, and has been pending for at least 3 years
V3	V-3	YES	V-3 The derivative child of a V-1 or V-2
WB	WB	no	WB Temporary visitor for business, visa waiver
WT	WT	no	WT Temporary visitor for pleasure, visa waiver
OTHR	Other	NO	Depending on the specific other visa type, visa holder may or may not be allowed to establish residency. Requires documentation (proof beyond self-reported data).



## Appendix B: Financial Aid Algorithm

CCCApply facilitates early awareness of financial assistance in two directions. The application process asks questions about the Needs & Interests of the applicant to alert them to the possibility of financial assistance, and offer links to the online California College Promise Grant (fka BOG Fee Waiver) application and FAFSA federal aid application form. Based on responses to the Needs & Interests questions, CCCApply can send notification to financial aid departments at the same time as the application is downloaded by the college so that financial aid departments can begin their processes of contacting and assisting the applicants.

The process of identifying the student and the information required in the notification to the financial aid departments are outlined below.

### Financial Aid Referral Flag: Identifying Students for Financial Assistance

If a student answers “yes” to any of the following questions from the Needs & Interests section of the application, the Financial Aid Referral Flag (fin\_aid\_ref) will be set:

- Financial help to attend college
- Receiving TANF, SSI, or General Assistance
- CalWorks
- EOPS - Extended Opportunity Programs and Services
- Scholarship information
- Veteran’s services

## Appendix C: AB540 Waiver Algorithm

After the Preliminary Residency Determination is set, the AB540 Eligibility Flag is set according to the following logic:

1. The response to **both of the following questions** on the Education Page is “Yes”:
  - a. “I have graduated from a California high school or have attained the equivalent thereof, such as a High School Equivalency Certificate, issued by the California State GED Office or a Certificate of Proficiency, resulting from the California High School Proficiency Examination.”
  - b. “I have attended high school in California for three or more years.”
2. AND the Preliminary Residency Determination is NOT “1” (Resident)
3. AND the “Visa Type is Null” OR “Visa Type is T1, T2, T3, T4, T5, U1, U2, U3, U4, U5”.
4. THEN the AB540 Eligibility flag is “Yes”; otherwise it is “No”.

All data items referenced above, as well as the eligibility flag, are available in the Standard *Glue for Apply* data delivery for all colleges.

## AB540 Notification to Students

If the AB540 Eligibility flag is “Yes”, then the following links are automatically generated on the Special Links and Opportunities page:

*You may be eligible for a special tuition waiver.*

*For more information see the Explanation of AB540 Tuition Exemption Para informacion en Español, lea AB540 Tuition Exemption en Español*

*Print and mail the AB540 Tuition Exemption Request Form:*

- *PDF version of the AB540 Tuition Exemption Request Form*
- *HTML version of the AB540 Tuition Exemption Request Form*

**Note:** *All documents must be ADA-compliant. The High Technology Center concludes that PDF is not yet generally acceptable, so HTML is the better choice of format for compliance. The forms will be available in both HTML and PDF).*

## Table G. Non-Immigrant Visa Types (No Longer Used)

*Education Code section 68130.5 excludes "a nonimmigrant alien within the meaning of paragraph (15) of subsection (a) of Section 1101 of Title 8 of the United States Code." 8 U.S.C. §1101(a)(15) defines an "immigrant" as every alien except non-immigrant aliens holding the visas identified in the table below. Therefore, per part C in the AB540 algorithm described above, holders of visa types listed in Table G are not eligible for AB540.*

Visa Class	Non-Immigrant Visa Types
A	Diplomatic and other foreign governmental officials, and their families and employees: A1, A2, A3.
B	Temporary visitors for business and pleasure: B1 and B2.
C	Alien in transit through the U.S.: C1, C1D, and C2. [Although C-3 and C-4 visas are also issued, they are not issued under section 1101(b)(15) which is referenced in EC 68130.5.]
D	Crewmen: D1 and D2.
E	International Traders and Investors: E1, E2.
F	Academic students and their families: F1, F2.
G	Representatives to international organizations and their families and employees: G1, G2, G3, G4, G5.
H	Temporary workers: H1B, H1C, H2A, H2B, H3, H4.
I	Representatives of foreign media and their families: I.
J	Exchange visitors and their families: J1, J2.
K	Fiancé (e) or spouse of a U.S. citizen or dependent of a fiancé (e) or spouse: K1, K2, K3, K4.
L	Intercompany transferees: L1A, L1B, L2.
M	Vocational and language students and their families: M1, M2.
N	Parents and children of the people who have been granted special immigrant status because their parents were employed by an international organization in the United States: N8, N9.
O	Aliens of extraordinary ability: O1, O2, O3.
P	Entertainers and athletes: P1, P2, P3, P4.
Q	Participants in international cultural exchange programs: Q1, Q2, Q3.
R	Religious workers: R1, R2.
S	Informants or witnesses (and accompanying family) on terrorism or organized crime: S5 and S6.
T	Victims of severe form of trafficking in persons: T1, T2, T3, T4. - Removed 12/5/14
U	Crime victims: U1, U2, U3, U4.12/5/14. - Removed 12/5/14
V	Second preference beneficiaries: V1, V2, V3.

## Appendix D: Ineligibility Flag and Highest Education Level

This section provides information on the ineligibility flag and highest education level algorithms.

### Ineligibility Flag

The ineligibility flag (residency:adm\_ineligible) is set based on the following:

Set flag to 1 (**INELIGIBLE for admission**) and set integrity flag 49 on if all of these conditions are true:

1. Applicant will be under 18 on <RDD>
2. <hs\_edu\_level> = 0 (Not a graduate of, and no longer enrolled in high school).
3. Enrollment status is NOT "Enrolled in college and K-12 at the same time".

Set flag to 2 (**ELIGIBLE with documentation**) and set integrity flag 47 on if all of these conditions are true:

1. Applicant will be under 18 on <RDD>.
2. <hs\_edu\_level> indicates high school graduation or equivalent (3 - Received high school diploma; 4 - Passed the GED, or received a High School Certificate of Equivalency; 5 - Received a certificate California High School Proficiency; or 6 - Foreign secondary school diploma/certificate of graduation).

Set flag to 1 (**INELIGIBLE for admission**) and set integrity flag 48 on if these conditions are true:

1. Applicant has a B-1 or B-2 Visa type.

Otherwise, set the flag to 0 (**ELIGIBLE for admission**).

### Highest Education Level

Set the <highest\_edu\_level> as follows:

*IF* <higher\_edu\_level> = 7 or = 8

*THEN* set the first character = higher\_edu\_level

*ELSE* set the first character = <hs\_edu\_level>

If <higher\_edu\_level = 7 or = 8, then set the final four characters = yyyy from <higher\_comp\_date>

*ELSE* set the final four characters = yyyy from hs\_comp\_date (0000 if null).

**Note:** This element is in the education table: highest\_edu\_level, but it needs to be 5 char, not 1. Correlates to MIS SB11.

# Appendix E: Table of Data Fields

The following table identifies every data element that is/has been included in the CCCApply submitted application database related to the Standard & Noncredit Applications. The various columns identify whether the field is provided via various delivery methods and reporting tools.

For a complete list of Apply API (Glue) fields mapped to Banner, Colleague, and Peoplesoft systems, see the *Data Dictionaries* page at: <https://cccnext.jira.com/wiki/spaces/PD/pages/67043586/Data+Dictionaries>

**SuperGlue for Apply:** The *SuperGlue* column indicates if the field is delivered to schools *that have implemented* the College Adaptor). Certain encrypted *fields* via the Download Client *are not encrypted when delivered securely* via SuperGlue to your school's SIS.

**Note:** The Download Client column indicates if the field is downloadable via the CCCApply Download Client at the time of this publication. The Download Client is currently unsupported and scheduled to reach End-of-Life in June 30, 2023.

Data Element	Apply API (Glue) Name	Data Type	Length	SuperGlue for Apply	DW Report Server	Download Client	Report Center	Admin Rules	Full App Report	Noncredit Question
academic_counseling	academicCounseling	boolean		Yes	Yes	Yes	Yes	Yes	Yes	Yes
accepted_terms	acceptedTerms	boolean		Yes	Yes	No	No	No	No	Yes
accepted_terms_timestamp	acceptedTermsTimestamp	date time	255	Yes	Yes	No	No	No	No	Yes
ack_fin_aid	ackFinAid	boolean		Yes	Yes	Yes	Yes	Yes	Yes	Yes
address_same	addressSame	boolean		Yes	Yes	Yes	Yes	Yes	Yes	Yes
address_validation	addressValidation	character	1	Yes	Yes	Yes	Yes	Yes	No	Yes
address_validation_override	addressValidationOverride	boolean	1	Yes	Yes	No	No	No	No	Yes
address_validation_override_timestamp	addressValidationOverrideTimestamp	date time	255	Yes	Yes	No	No	No	No	Yes
adm_ineligible	admIneligible	smallint		Yes	Yes	Yes	Yes	Yes	Yes	Yes
alien_reg_expire_date	alienRegExpireDate	date		Yes	Yes	Yes	Yes	Yes	Yes	No
alien_reg_issue_date	alienRegIssueDate	date		Yes	Yes	Yes	Yes	Yes	Yes	No
alien_reg_no_expire	alienRegNoExpire	boolean		Yes	Yes	Yes	Yes	Yes	Yes	No
alien_reg_number	alienRegNumber	varying	20	Yes	Yes	Yes	Yes	Yes	Yes	No
app_id	appld	bigint		Yes	Yes	Yes	Yes	Yes	No	Yes
app_lang	appLang	character	2	Yes	Yes	Yes	Yes	Yes	Yes	Yes
athletic_intercollegiate	athleticIntercollegiate	boolean		Yes	Yes	Yes	Yes	Yes	Yes	Yes
athletic_intramural	athleticIntramural	boolean		Yes	Yes	Yes	Yes	Yes	Yes	Yes
athletic_not_interested	athleticNotInterested	boolean		Yes	Yes	Yes	Yes	Yes	Yes	Yes
basic_skills	basicSkills	boolean		Yes	Yes	Yes	Yes	Yes	Yes	Yes
birthdate	birthdate	date		Yes	Yes	Yes	Yes	Yes	Yes	Yes
ca_college_employee	caCollegeEmployee	boolean		Yes	Yes	Yes	Yes	Yes	Yes	No
ca_date_current	caDateCurrent	date		Yes	Yes	Yes	Yes	Yes	Yes	No
ca_foster_youth	caFosterYouth	boolean		Yes	Yes	Yes	Yes	Yes	Yes	No
ca_not_arrived	caNotArrived	boolean		Yes	Yes	Yes	Yes	Yes	Yes	No
ca_outside_college	caOutsideCollege	boolean		Yes	Yes	Yes	Yes	Yes	Yes	No
ca_outside_college_year	caOutsideCollegeYear	date		Yes	Yes	Yes	Yes	Yes	Yes	No
ca_outside_lawsuit	caOutsideLawsuit	boolean		Yes	Yes	Yes	Yes	Yes	Yes	No
ca_outside_lawsuit_year	caOutsideLawsuitYear	date		Yes	Yes	Yes	Yes	Yes	Yes	No
ca_outside_tax	caOutsideTax	boolean		Yes	Yes	Yes	Yes	Yes	Yes	No
ca_outside_tax_year	caOutsideTaxYear	date		Yes	Yes	Yes	Yes	Yes	Yes	No
ca_outside_voted	caOutsideVoted	boolean		Yes	Yes	Yes	Yes	Yes	Yes	No
ca_outside_voted_year	caOutsideVotedYear	date		Yes	Yes	Yes	Yes	Yes	Yes	No
ca_res_2_years	caRes2Years	boolean		Yes	Yes	Yes	Yes	Yes	Yes	No
ca_school_employee	caSchoolEmployee	boolean		Yes	Yes	Yes	Yes	Yes	Yes	No
ca_seasonal_ag	caSeasonalAg	boolean		Yes	Yes	Yes	Yes	Yes	Yes	No
cahs_3year	cahs3year	boolean		Yes	Yes	Yes	Yes	Yes	Yes	Yes
cahs_graduated	cahsGraduated	boolean		Yes	Yes	Yes	Yes	Yes	Yes	Yes
calworks	calworks	boolean		Yes	Yes	Yes	Yes	Yes	Yes	Yes
campaign1	campaign1	varying	255	Yes	Yes	Yes	Yes	Yes	Yes	Yes
campaign2	campaign2	varying	255	Yes	Yes	Yes	Yes	Yes	Yes	Yes
campaign3	campaign3	varying	255	Yes	Yes	Yes	Yes	Yes	Yes	Yes
cap_major_id. (System Use)		bigint		No	No	No	No	No	No	No
cap_term_id. (System Use)		bigint		No	No	No	No	No	No	No
career_planning	careerPlanning	boolean		Yes	Yes	Yes	Yes	Yes	Yes	Yes
ccc_id	ccclid	varying	8	Yes	Yes	Yes	Yes	Yes	Yes	Yes
ccgi_token. (System Use)	ccgiToken	varying	256	Yes	No	No	No	No	No	No

Data Element	Apply API (Glue) Name	Data Type	Length	SuperGlue for Apply	DW Report Server	Download Client	Report Center	Admin Rules	Full App Report	Noncredit Question
child_care	childCare	boolean		Yes	Yes	Yes	Yes	Yes	Yes	Yes
cip_code	cipCode	character	6	Yes	No	Yes	No	No	Yes	Yes
citizenship_status	citizenshipStatus	character	1	Yes	Yes	Yes	Yes	Yes	Yes	No
city	city	varying	50	Yes	Yes	Yes	Yes	Yes	Yes	Yes
coenroll_confirm	coenrollConfirm	boolean		Yes	Yes	Yes	Yes	Yes	Yes	Yes
col1_cds	col1Cds	character	6	Yes	Yes	Yes	Yes	Yes	Yes	Yes
col1_cds_full	col1CdsFull	varying	14	Yes	Yes	Yes	Yes	Yes	No	Yes
col1_ceeb	col1Ceeb	character	7	Yes	Yes	Yes	Yes	Yes	Yes	Yes
col1_city	col1City	varying	20	Yes	Yes	Yes	Yes	Yes	Yes	Yes
col1_country	col1Country	character	2	Yes	yes	Yes	Yes	Yes	Yes	Yes
col1_degree_date	col1DegreeDate	date		Yes	Yes	Yes	Yes	Yes	Yes	Yes
col1_degree_obtained	col1DegreeObtained	character	1	Yes	Yes	Yes	Yes	Yes	Yes	Yes
col1_end_date	col1EndDate	date		Yes	Yes	Yes	Yes	Yes	Yes	Yes
col1_expelled_status	col1ExpelledStatus	boolean		Yes	Yes	Yes	No	No	Yes	Yes
col1_name	col1Name	varying	30	Yes	Yes	Yes	Yes	Yes	Yes	Yes
col1_not_listed	col1NotListed	boolean		Yes	Yes	Yes	Yes	Yes	Yes	Yes
col1_start_date	col1StartDate	date		Yes	Yes	Yes	Yes	Yes	Yes	Yes
col1_state	col1State	varying	30	Yes	Yes	Yes	Yes	Yes	Yes	Yes
col2_cds	col2Cds	varying	14	Yes	Yes	Yes	Yes	Yes	Yes	Yes
col2_cds_full	col2CdsFull	character	6	Yes	Yes	Yes	Yes	Yes	No	Yes
col2_ceeb	col2Ceeb	character	7	Yes	Yes	Yes	Yes	Yes	Yes	Yes
col2_city	col2City	varying	20	Yes	Yes	Yes	Yes	Yes	Yes	Yes
col2_country	col2Country	character	2	Yes	yes	Yes	Yes	Yes	Yes	Yes
col2_degree_date	col2DegreeDate	date		Yes	Yes	Yes	Yes	Yes	Yes	Yes
col2_degree_obtained	col2DegreeObtained	character	1	Yes	Yes	Yes	Yes	Yes	Yes	Yes
col2_end_date	col2EndDate	date		Yes	Yes	Yes	Yes	Yes	Yes	Yes
col2_expelled_status	col2ExpelledStatus	boolean		Yes	Yes	Yes	No	No	Yes	Yes
col2_name	col2Name	varying	30	Yes	Yes	Yes	Yes	Yes	Yes	Yes
col2_not_listed	col2NotListed	boolean		Yes	Yes	Yes	Yes	Yes	Yes	Yes
col2_start_date	col2StartDate	date		Yes	Yes	Yes	Yes	Yes	Yes	Yes
col2_state	col2State	varying	30	Yes	Yes	Yes	Yes	Yes	Yes	Yes
col3_cds	col3Cds	varying	14	Yes	Yes	Yes	Yes	Yes	Yes	Yes
col3_cds_full	col3CdsFull	character	6	Yes	Yes	Yes	Yes	Yes	No	Yes
col3_ceeb	col3Ceeb	character	7	Yes	Yes	Yes	Yes	Yes	Yes	Yes
col3_city	col3City	varying	20	Yes	Yes	Yes	Yes	Yes	Yes	Yes
col3_country	col3Country	character	2	Yes	yes	Yes	Yes	Yes	Yes	Yes
col3_degree_date	col3DegreeDate	date		Yes	Yes	Yes	Yes	Yes	Yes	Yes
col3_degree_obtained	col3DegreeObtained	character	1	Yes	Yes	Yes	Yes	Yes	Yes	Yes
col3_end_date	col3EndDate	date		Yes	Yes	Yes	Yes	Yes	Yes	Yes
col3_expelled_status	col3ExpelledStatus	boolean		Yes	Yes	Yes	No	No	Yes	Yes
col3_name	col3Name	varying	30	Yes	Yes	Yes	Yes	Yes	Yes	Yes
col3_not_listed	col3NotListed	boolean		Yes	Yes	Yes	Yes	Yes	Yes	Yes
col3_start_date	col3StartDate	date		Yes	Yes	Yes	Yes	Yes	Yes	Yes
col3_state	col3State	varying	30	Yes	Yes	Yes	Yes	Yes	Yes	Yes
col4_cds	col4Cds	varying	14	Yes	Yes	Yes	Yes	Yes	Yes	Yes
col4_cds_full	col4CdsFull	character	6	Yes	Yes	Yes	Yes	Yes	No	Yes
col4_ceeb	col4Ceeb	character	7	Yes	Yes	Yes	Yes	Yes	Yes	Yes
col4_city	col4City	varying	20	Yes	Yes	Yes	Yes	Yes	Yes	Yes
col4_country	col4Country	character	2	Yes	yes	Yes	Yes	Yes	Yes	Yes
col4_degree_date	col4DegreeDate	date		Yes	Yes	Yes	Yes	Yes	Yes	Yes
col4_degree_obtained	col4DegreeObtained	character	1	Yes	Yes	Yes	Yes	Yes	Yes	Yes
col4_end_date	col4EndDate	date		Yes	Yes	Yes	Yes	Yes	Yes	Yes
col4_expelled_status	col4ExpelledStatus	boolean		Yes	Yes	Yes	No	No	Yes	Yes
col4_name	col4Name	varying	30	Yes	Yes	Yes	Yes	Yes	Yes	Yes
col4_not_listed	col4NotListed	boolean		Yes	Yes	Yes	Yes	Yes	Yes	Yes
col4_start_date	col4StartDate	date		Yes	Yes	Yes	Yes	Yes	Yes	Yes
col4_state	col4State	varying	30	Yes	Yes	Yes	Yes	Yes	Yes	Yes
college_count	collegeCount	smallint		Yes	Yes	Yes	Yes	Yes	Yes	Yes
college_expelled_summary	collegeExpelledSummary	boolean		Yes	Yes	Yes	Yes	Yes	Yes	Yes
college_id	collegeld	character	3	Yes	Yes	Yes	Yes	Yes	Yes	Yes
college_name	collegeName	varying	50	Yes	Yes	Yes	Yes	Yes	Yes	Yes
comfortable_english	comfortableEnglish	boolean		Yes	Yes	Yes	Yes	Yes	Yes	Yes

Data Element	Apply API (Glue) Name	Data Type	Length	SuperGlue for Apply	DW Report Server	Download Client	Report Center	Admin Rules	Full App Report	Noncredit Question
comments	comments	text	50	Yes	Yes	Yes	Yes	Yes	Yes	Yes
completed_eleventh_grade	completedEleventhGrade	boolean		Yes	Yes	Yes	Yes	Yes	No	No
confirmation	confirmation	varying	30	Yes	Yes	Yes	Yes	Yes	Yes	Yes
consent_indicator	consentIndicator	boolean		Yes	Yes	Yes	Yes	Yes	Yes	Yes
counseling_personal	counselingPersonal	boolean		Yes	Yes	Yes	Yes	Yes	Yes	Yes
country	country	character	2	Yes	Yes	Yes	Yes	Yes	Yes	Yes
cryptokeyid. (System Use)		integer		No	No	No	No	No	No	No
dependent_status	dependentStatus	character	1	Yes	Yes	Yes	No	Yes	Yes	Yes
discharge_type	dischargeType	varying	1	Yes	Yes	Yes	No	Yes	Yes	No
district_name	districtName	varying	50	Yes	Yes	Yes	Yes	Yes	No	Yes
dsps	dsps	boolean		Yes	Yes	Yes	Yes	Yes	Yes	Yes
edu_goal	eduGoal	character	1	Yes	Yes	Yes	Yes	Yes	Yes	Yes
elig_ab540	eligAb540	boolean		Yes	Yes	Yes	Yes	Yes	Yes	No
email	email	varying	254	Yes	Yes	Yes	Yes	Yes	Yes	Yes
email_verified	emailVerified	boolean		Yes	Yes	No	No	No	No	Yes
email_verified_timestamp	emailVerifiedTimestamp	timestamp	255	Yes	Yes	No	No	No	No	Yes
employment_assistance	employmentAssistance	boolean		Yes	Yes	Yes	Yes	Yes	Yes	Yes
enroll_status	enrollStatus	character	1	Yes	Yes	Yes	Yes	Yes	Yes	Yes
eops	eops	boolean		Yes	Yes	Yes	Yes	Yes	Yes	Yes
esignature		boolean		No	Yes	Yes	Yes	Yes	Yes	Yes
esl	esl	boolean		Yes	Yes	Yes	Yes	Yes	Yes	Yes
experience	experience	integer	1	Yes	Yes	Yes	Yes	Yes	Yes	Yes
fin_aid_ref	finAidRef	boolean		Yes	Yes	Yes	Yes	Yes	Yes	Yes
financial_assistance	financialAssistance	boolean		Yes	Yes	Yes	Yes	Yes	Yes	Yes
firstname	firstname	varying	50	Yes	Yes	Yes	Yes	Yes	Yes	Yes
foster_youth_mis	fosterYouthMis	boolean		Yes	Yes	Yes	Yes	Yes	Yes	No
foster_youth_preference	fosterYouthPreference	boolean		Yes	Yes	Yes	Yes	Yes	No	No
foster_youth_priority	fosterYouthPriority	boolean		Yes	Yes	Yes	Yes	Yes	Yes	No
foster_youth_status	fosterYouthStatus	character	1	Yes	Yes	Yes	Yes	Yes	Yes	No
foster_youths	fosterYouths	boolean		Yes	Yes	Yes	Yes	Yes	No	Yes
fraud_score	fraudScore	dblprescio		Yes	Yes	Yes	Yes	No	Yes	Yes
fraud_status	fraudStatus	integer		Yes	Yes	Yes	Yes	No	Yes	Yes
gender	gender	character	1	Yes	Yes	Yes	Yes	Yes	Yes	Yes
grade_point_average	gradePointAverage	number	5	Yes	Yes	Yes	Yes	Yes	No	No
health_services	healthServices	boolean		Yes	Yes	Yes	Yes	Yes	Yes	Yes
higher_comp_date	higherCompDate	date		Yes	Yes	Yes	Yes	Yes	Yes	Yes
higher_edu_level	higherEduLevel	character	1	Yes	Yes	Yes	Yes	Yes	Yes	Yes
highest_edu_level	highestEduLevel	character	5	Yes	Yes	Yes	Yes	Yes	Yes	Yes
highest_english_course	highestEnglishCourse	Integer		Yes	yes	Yes	Yes	Yes	No	No
highest_english_grade	highestEnglishGrade	varying	2	Yes	Yes	Yes	Yes	Yes	No	No
highest_grade_completed	highestGradeCompleted	varchar	2	Yes	Yes	Yes	Yes	Yes	Yes	No
highest_math_course_passed	highestMathCoursePassed	Integer		Yes	Yes	Yes	Yes	Yes	No	No
highest_math_course_taken	highestMathCourseTaken	Integer		Yes	Yes	Yes	Yes	Yes	No	No
highest_math_passed_grade	highestMathPassedGrade	varying	2	Yes	Yes	Yes	Yes	Yes	No	No
highest_math_taken_grade	highestMathTakenGrade	varying	2	Yes	Yes	Yes	Yes	Yes	No	No
hispanic	hispanic	boolean		Yes	Yes	Yes	Yes	Yes	Yes	Yes
homeless_youth	homelessYouth	boolean		Yes	Yes	Yes	Yes	Yes	Yes	No
home_schooled	homeSchooled	Boolean		Yes	Yes	Yes	Yes	Yes	No	Yes
housing_info	housingInfo	boolean		Yes	Yes	Yes	Yes	Yes	Yes	Yes
hs_attendance	hsAttendance	smallint		Yes	Yes	Yes	Yes	Yes	Yes	Yes
hs_cds	hsCds	character	6	Yes	Yes	Yes	Yes	Yes	Yes	Yes
hs_cds_full	hsCdsFull	varying	14	Yes	Yes	Yes	Yes	Yes	No	Yes
hs_ceeb	hsCeeb	character	7	Yes	Yes	Yes	Yes	Yes	Yes	Yes
hs_city	hsCity	varying	20	Yes	Yes	Yes	Yes	Yes	Yes	Yes
hs_comp_date	hsCompDate	date		Yes	Yes	Yes	Yes	Yes	Yes	Yes
hs_country	hsCountry	character	2	Yes	Yes	Yes	Yes	Yes	Yes	Yes
hs_edu_level	hsEduLevel	character	1	Yes	Yes	Yes	Yes	Yes	Yes	Yes
hs_name	hsName	varying	30	Yes	Yes	Yes	Yes	Yes	Yes	Yes
hs_not_attended	hsNotAttended	boolean		Yes	Yes	Yes	Yes	Yes	Yes	Yes
hs_not_listed	hsNotListed	boolean		Yes	Yes	Yes	Yes	Yes	Yes	Yes
hs_state	hsState	character	2	Yes	Yes	Yes	Yes	Yes	Yes	Yes
integrity_fg_01	integrityFg01	boolean		Yes	Yes	Yes	Yes	Yes	Yes	No

Data Element	Apply API (Glue) Name	Data Type	Length	SuperGlue for Apply	DW Report Server	Download Client	Report Center	Admin Rules	Full App Report	Noncredit Question
integrity_fg_02	integrityFg02	boolean		Yes	Yes	Yes	Yes	Yes	Yes	No
integrity_fg_03	integrityFg03	boolean		Yes	Yes	Yes	Yes	Yes	Yes	No
integrity_fg_04	integrityFg04	boolean		Yes	Yes	Yes	Yes	Yes	Yes	No
integrity_fg_11	integrityFg11	boolean		Yes	Yes	Yes	Yes	Yes	Yes	No
integrity_fg_30	integrityFg30	Boolean		Yes	Yes	Yes	Yes	Yes	Yes	No
Integrity_fg_40	integrityFg40	boolean		Yes	Yes	Yes	Yes	Yes	Yes	No
Integrity_fg_41	Not in Use	boolean		No	No	No	No	No	No	No
integrity_fg_47	integrityFg47	boolean		Yes	Yes	Yes	Yes	Yes	Yes	No
integrity_fg_48	integrityFg48	boolean		Yes	Yes	Yes	Yes	Yes	Yes	No
integrity_fg_49	integrityFg49	boolean		Yes	Yes	Yes	Yes	Yes	Yes	No
integrity_fg_50	integrityFg50	boolean		Yes	Yes	Yes	Yes	Yes	Yes	No
integrity_fg_51	integrityFg51	boolean		Yes	Yes	Yes	Yes	Yes	Yes	No
integrity_fg_52	integrityFg52	boolean		Yes	Yes	Yes	Yes	Yes	Yes	No
integrity_fg_53	integrityFg53	boolean		Yes	Yes	Yes	Yes	Yes	Yes	No
integrity_fg_54	integrityFg54	boolean		Yes	Yes	Yes	Yes	Yes	Yes	No
integrity_fg_55	integrityFg55	boolean		Yes	Yes	Yes	Yes	Yes	Yes	No
integrity_fg_56	integrityFg56	boolean		Yes	Yes	Yes	Yes	Yes	Yes	No
integrity_fg_57	integrityFg57	boolean		Yes	Yes	Yes	Yes	Yes	Yes	No
integrity_fg_58	integrityFg58	boolean		Yes	Yes	Yes	Yes	Yes	Yes	No
integrity_fg_59	integrityFg59	boolean		Yes	Yes	Yes	Yes	Yes	Yes	No
integrity_fg_60	integrityFg60	boolean		Yes	Yes	Yes	Yes	Yes	Yes	No
integrity_fg_61	integrityFg61	boolean		Yes	Yes	Yes	Yes	Yes	Yes	No
integrity_fg_62	integrityFg62	boolean		Yes	Yes	Yes	Yes	Yes	Yes	No
integrity_fg_63	integrityFg63	boolean		Yes	Yes	Yes	Yes	Yes	Yes	No
integrity_fg_64	integrityFg64	boolean		Yes	Yes	Yes	Yes	Yes	Yes	No
integrity_fg_65	integrityFg65	boolean		Yes	Yes	Yes	Yes	Yes	Yes	No
integrity_fg_70	integrityFg70	boolean		Yes	Yes	Yes	Yes	Yes	Yes	No
integrity_fg_71	integrityFg71	boolean		Yes	Yes	Yes	No	Yes	Yes	No
integrity_fg_80	integrityFg80	boolean		Yes	Yes	Yes	Yes	Yes	Yes	No
Integrity_fg_81	integrityFg81	boolean		Yes	Yes	Yes	Yes	Yes	Yes	No
integrity_flags	integrityFlags	varying	255	Yes	Yes	Yes	Yes	Yes	Yes	No
intended_major	intendedMajor	varying	30	Yes	Yes	Yes	Yes	Yes	Yes	Yes
ip_address	ipAddress	varying	15	Yes	Yes	Yes	Yes	Yes	Yes	Yes
ip_address_at_account_creation	ipAddressAtAccountCreation	varying	40	Yes	Yes	No	No	No	No	Yes
ip_address_at_app_creation	ipAddressAtAppCreation	varying	40	Yes	Yes	No	No	No	No	Yes
last_page	lastpage	varying	25	Yes	Yes	Yes	No	Yes	No	Yes
lastname	lastname	varying	50	Yes	Yes	Yes	Yes	Yes	Yes	Yes
mailing_address_validation_override	mailingAddressValidationOverride	boolean		Yes	Yes	No	No	No	No	Yes
mainphone	mainphone	varying	19	Yes	Yes	Yes	Yes	Yes	Yes	Yes
mainphone_auth_text	mainphoneAuthText	boolean		Yes	Yes	Yes	Yes	Yes	Yes	Yes
mainphone_ext	mainphoneExt	varying	4	Yes	Yes	Yes	Yes	Yes	No	Yes
mainphoneintl	mainphoneintl	varying	25	Yes	Yes	Yes	No	No	No	Yes
major_category	majorCategory	varying	100	Yes	Yes	Yes	Yes	Yes	Yes	Yes
major_code	majorCode	varying	30	Yes	Yes	Yes	Yes	Yes	Yes	Yes
major_description	majorDescription	varying	100	Yes	Yes	Yes	Yes	Yes	Yes	Yes
major_id (System Use)	Not used	bigint		No	No	No	No	No	No	No
middlename	middlename	varying	50	Yes	Yes	Yes	Yes	Yes	Yes	Yes
military_ca_stationed	militaryCaStationed	boolean		Yes	Yes	Yes	Yes	Yes	Yes	No
military_discharge_date	militaryDischargeDate	date		Yes	Yes	Yes	Yes	Yes	Yes	No
military_home_country	militaryHomeCountry	character	2	Yes	Yes	Yes	Yes	Yes	Yes	No
military_home_state	militaryHomeState	character	2	Yes	Yes	Yes	Yes	Yes	Yes	No
military_legal_residence	militaryLegalResidence	character	2	Yes	Yes	Yes	Yes	Yes	Yes	No
military_stationed_ca_ed	militaryStationedCaEd	boolean		Yes	Yes	Yes	Yes	Yes	Yes	No
military_status	militaryStatus	character	1	Yes	Yes	Yes	Yes	Yes	Yes	No
military_veteran_consent	militaryVeteranConsent	boolean		No	Yes	No	No	No	No	No
no_documents	noDocuments	boolean		Yes	Yes	Yes	Yes	Yes	Yes	Yes
no_mailing_address_homeless	noMailingAddressHomeless	boolean		Yes	Yes	Yes	Yes	Yes	Yes	Yes
no_perm_address_homeless	noPermAddressHomeless	boolean		Yes	Yes	Yes	Yes	Yes	Yes	Yes
non_credit	nonCredit	boolean		Yes	Yes	Yes	Yes	Yes	Yes	Yes
non_us_address	nonUsAddress	boolean		Yes	Yes	Yes	Yes	Yes	Yes	Yes
nonusaprovince	nonusaprovince	varying	30	Yes	Yes	Yes	Yes	Yes	Yes	Yes
online_classes	onlineClasses	boolean		Yes	Yes	Yes	Yes	Yes	Yes	Yes



Data Element	Apply API (Glue) Name	Data Type	Length	SuperGlue for Apply	DW Report Server	Download Client	Report Center	Admin Rules	Full App Report	Noncredit Question
orientation (RESTRICTED)	orientation	byte	1	Yes	Yes	No	No	No	No	Yes
orientation_encrypted (RESTRICTED)		text		No	No	No	No	No	No	No
otherfirstname	otherfirstname	varying	50	Yes	Yes	Yes	Yes	Yes	Yes	Yes
otherlastname	otherlastname	varying	50	Yes	Yes	Yes	Yes	Yes	Yes	Yes
othermiddlename	othermiddlename	varying	50	Yes	Yes	Yes	Yes	Yes	Yes	Yes
perm_address_validation	permAddressValidation	character	1	Yes	No	Yes	No	Yes	No	Yes
perm_city	permCity	varying	50	Yes	Yes	Yes	Yes	Yes	Yes	Yes
perm_country	permCountry	character	2	Yes	Yes	Yes	Yes	Yes	Yes	Yes
perm_nonusaprovince	permNonusaprovince	varying	30	Yes	Yes	Yes	Yes	Yes	Yes	Yes
perm_postalcode	permPostalcode	varying	20	Yes	Yes	Yes	Yes	Yes	Yes	Yes
perm_state	permState	character	2	Yes	Yes	Yes	Yes	Yes	Yes	Yes
perm_streetaddress1	permStreetaddress1	varying	50	Yes	Yes	Yes	Yes	Yes	Yes	Yes
perm_streetaddress2	permStreetaddress2	varying	50	Yes	Yes	Yes	Yes	Yes	Yes	Yes
perm_zip4	permZip4	character	4	Yes	Yes	Yes	Yes	Yes	Yes	Yes
pg_edu_mis	pgEduMis	character	2	Yes	Yes	Yes	Yes	Yes	Yes	Yes
pg_firstname	pgFirstname	varying	20	Yes	Yes	Yes	Yes	Yes	Yes	Yes
pg_lastname	pgLastname	varying	25	Yes	Yes	Yes	Yes	Yes	Yes	Yes
pg_rel	pgRel	character	1	Yes	Yes	Yes	Yes	Yes	Yes	Yes
pg1_edu	pg1Edu	character	1	Yes	Yes	Yes	Yes	Yes	Yes	Yes
pg2_edu	pg2Edu	character	1	Yes	Yes	Yes	Yes	Yes	Yes	Yes
phone_type	phoneType	varchar	10	Yes	Yes	No	No	No	No	Yes
phone_verified	mainphoneVerified	Boolean		Yes	Yes	No	No	No	No	Yes
phone_verified_timestamp	mainphoneVerifiedTimestamp	timestamp		Yes	Yes	No	No	No	No	Yes
postalcode	postalcode	varying	20	Yes	Yes	Yes	Yes	Yes	Yes	Yes
preferred_contact_method	preferredMethodOfContact	VarChar	10	Yes	Yes	No	No	No	No	Yes
preferred_firstname	preferredFirstname	varying	50	Yes	Yes	Yes	Yes	Yes	Yes	Yes
preferred_lastname	preferredLastname	varying	50	Yes	Yes	Yes	Yes	Yes	Yes	Yes
preferred_middlename	preferredMiddlename	varying	50	Yes	Yes	Yes	Yes	Yes	Yes	Yes
preferred_name	preferredName	boolean		Yes	Yes	Yes	Yes	Yes	Yes	Yes
race_ethnic	raceEthnic	text		Yes	Yes	Yes	Yes	Yes	Yes	Yes
race_ethnic_full	raceEthnicFull	text	805	Yes	Yes	Yes	Yes	Yes	Yes	Yes
race_group	raceGroup	text		Yes	Yes	Yes	Yes	Yes	Yes	Yes
rdd	rdd	date		Yes	Yes	Yes	Yes	Yes	No	No
recommend	recommend	integer	1	Yes	Yes	Yes	Yes	Yes	Yes	Yes
reentry_program	reentryProgram	boolean		Yes	Yes	Yes	Yes	Yes	Yes	Yes
res_area_a	resAreaA	smallint		Yes	Yes	Yes	Yes	Yes	Yes	No
res_area_b	resAreaB	smallint		Yes	Yes	Yes	Yes	Yes	Yes	No
res_area_c	resAreaC	smallint		Yes	Yes	Yes	Yes	Yes	Yes	No
res_area_d	resAreaD	smallint		Yes	Yes	Yes	Yes	Yes	Yes	No
res_prev_date	resPrevDate	date		Yes	Yes	Yes	Yes	Yes	No	No
res_status	resStatus	character	1	Yes	Yes	Yes	Yes	Yes	Yes	No
res_status_change	resStatusChange	boolean		Yes	Yes	Yes	Yes	Yes	No	No
salt (System Use)		text		No	No	No	No	No	No	No
scholarship_info	scholarshipInfo	boolean		Yes	Yes	Yes	Yes	Yes	Yes	Yes
secondphone_auth_text	secondphoneAuthText	boolean		Yes	Yes	Yes	Yes	Yes	Yes	Yes
secondphone_ext	secondphoneExt	varying	4	Yes	Yes	Yes	Yes	Yes	Yes	Yes
secondphone	secondphone	varying	14	Yes	Yes	Yes	Yes	Yes	No	Yes
secondphoneintl	secondphoneintl	varying	25	Yes	Yes	Yes	No	No	No	Yes
signature. (System Use)		text		No	Yes	Yes	No	Yes	No	Yes
sis_receipt	sisReceipt	boolean		No	Yes	No	Yes	No	No	Yes
ssid	ssid	varying	10	Yes	No	No	No	No	No	Yes
ssn (RESTRICTED USE)	ssn	text	11	Yes	No	Yes	No	No	No	Yes
ssn_display	ssnDisplay	varying		Yes	Yes	Yes	Yes	Yes	Yes	Yes
ssn_exception	ssnException	boolean		Yes	Yes	Yes	Yes	Yes	Yes	Yes
ssn_no	ssnNo	character	1	Yes	Yes	Yes	Yes	Yes	Yes	Yes
ssn_type	ssnType	character	1	Yes	Yes	Yes	Yes	Yes	Yes	Yes
state	state	character	2	Yes	Yes	Yes	Yes	Yes	Yes	Yes
status	status	character	1	Yes	Yes	Yes	Yes	Yes	Yes	Yes
streetaddress1	streetaddress1	varying	50	Yes	Yes	Yes	Yes	Yes	Yes	Yes
streetaddress2	streetaddress2	varying	50	Yes	Yes	Yes	Yes	Yes	Yes	Yes
student_government	studentGovernment	boolean		Yes	Yes	Yes	Yes	Yes	Yes	Yes
student_parent	studentParent	boolean		Yes	No	No	Yes	Yes	Yes	Yes

Data Element	Apply API (Glue) Name	Data Type	Length	SuperGlue for Apply	DW Report Server	Download Client	Report Center	Admin Rules	Full App Report	Noncredit Question
suffix	suffix	varying	3	Yes	Yes	Yes	Yes	Yes	Yes	Yes
sup_page_code	supPageCode	varying	30	Yes	Yes	Yes	Yes	Yes	No	Yes
tanf_ssi_ga	tanfSsiGa	boolean		Yes	Yes	Yes	Yes	Yes	Yes	Yes
term_code	termCode	varying	15	Yes	Yes	Yes	Yes	Yes	yes	Yes
term_description	termDescription	varying	100	Yes	Yes	Yes	Yes	Yes	yes	Yes
term_id (System Use)	Not Used	bigint		No	No	No	No	No	No	No
term_end	termEnd	date	13	Yes	Yes	Yes	Yes	Yes	Yes	Yes
term_start	termStart	date	13	Yes	Yes	Yes	Yes	Yes	Yes	Yes
testing_assessment	testingAssessment	boolean		Yes	Yes	Yes	Yes	Yes	Yes	Yes
transfer_info	transferInfo	boolean		Yes	Yes	Yes	Yes	Yes	Yes	Yes
Transgender. (RESTRICTED)	transgender	Byte	1	Yes	Yes	No	No	No	No	Yes
transgender_encrypted RESTRICTED		text		No	No	No	No	No	No	No
tstmp_create	tstmpCreate	timestamp		Yes	Yes	Yes	Yes	Yes	No	Yes
tstmp_download	tstmpDownload	timestamp		Yes	Yes	Yes	Yes	Yes	No	Yes
tstmp_submit	tstmpSubmit	timestamp		Yes	Yes	Yes	Yes	Yes	Yes	Yes
tstmp_update	tstmpUpdate	timestamp		Yes	Yes	Yes	Yes	Yes	No	Yes
tutoring_services	tutoringServices	boolean		Yes	Yes	Yes	Yes	Yes	Yes	Yes
under19_ind	under19Ind	boolean		Yes	Yes	Yes	Yes	Yes	Yes	Yes
veterans_services	veteransServices	boolean		Yes	Yes	Yes	Yes	Yes	Yes	Yes
visa_type	visaType	alphanum	20	Yes	Yes	Yes	Yes	Yes	Yes	Yes
zip4	zip4	character	4	Yes	Yes	Yes	Yes	Yes	Yes	Yes
Supplemental Question Fields	Apply API (Glue) Name	Data Type	Length	SuperGlue for Apply	DW Report Server	Download Client	Report Center	Admin Rules	Full App Report	Noncredit Question
supp_check_01 (thru 50)	suppCheck01	boolean		Yes	Yes	Yes	Yes	Yes	Yes	Yes
supp_country_01 (thru 05)	suppCountry01	string	2	Yes	Yes	Yes	Yes	Yes	Yes	Yes
supp_date_01 (thru 05)	suppDate01	date		Yes	Yes	Yes	Yes	Yes	Yes	Yes
supp_menu_01 (thru 30)	suppMenu01	string	60	Yes	Yes	Yes	Yes	Yes	Yes	Yes
supp_phonenumber_01 (05)	suppPhonenumber01	string	25	Yes	Yes	Yes	Yes	Yes	Yes	Yes
supp_secret_01 (thru 05)	suppSecret01	string		Yes	Yes	Yes	Yes	Yes	Yes	Yes
supp_state_01 (thru 05)	suppState01	string	2	Yes	Yes	Yes	Yes	Yes	Yes	Yes
supp_text_01 (thru 20)	suppText01	string	250	Yes	Yes	Yes	Yes	Yes	Yes	Yes
supp_ysno_01 (thru 30)	suppYesno01	boolean		Yes	Yes	Yes	Yes	Yes	Yes	Yes

Note: Information and field specifications for the Supplemental Question data fields can be found in the *Working with Supplemental Questions User Guide*, stored on the User Guides page of the CCCApply Public Documentation space. <https://ccnext.jira.com/wiki/spaces/PD/pages/67043584/User+Guides>.

## Version Change Log

Date	Publisher	Version	Section	Type	Change	Pg #
5/23/23	Donohue, P.	v.6.13	Appendix E	Update Table of Data Fields	Updated status for several fields that are now delivered via <i>SuperGlue for Apply</i> (SG v.4.7) and DWRS.	245
05.23.23	Donohue, P.	v.6.13	Demographic Info	New Question / Data Field	New required question added to Standard/Noncredit application supporting AB2881 Student Parents with Dependents Under 18 years old. Field: <student_parent>	186
05.23.23	Donohue, P.	v.6.13	Appendix E	Table of Data Fields	Added "Student Parent" field to the Table of Data Fields	245
05.23.23	Donohue, P.	v.6.13	Residency page	Text update	Updated the <i>Foster Youth Status</i> question text, where it asks the age at which a foster youth student "exited foster care" from "16 or older" to "age 13 years or older" to comply with Senate Bill No. 512 - which extends the requirement and request for enrollment priority as specified in Ed Code: EC 66025.9(b)(1) to "on or after the youth's 13th birthday".	150
05.23.23	Donohue, P.	v.6.13	Education page	Updated Data Field Value	Changed the existing data field value for "Adult Special Admit" in the High School Education Level field <hs_edu_level> from the number "7" <b>TO the letter "Z"</b> . No changes were made to the user-facing response option in the drop down. This is a backend change only.  Note: Using the letter "Z" aligns better with the corresponding value for the same response option in the Enrollment Status field <enroll_status>.	82
05.23.23	Donohue, P.	v.6.13	Needs & Interests	Corrected DED specs	Corrected the data element specifications regarding the <i>Conditions for Display</i> for several of the questions that appear on the Needs & Interests page.	163 - 168
05.23.23	Donohue, P.	v.6.13	Military	Added Spanish Text	Added the Spanish translation text for the "Military Veteran Consent" question.	141
01.27.23	Donohue, P.	v.6.12	Military	New Question	New optional checkbox question added to Military section in Standard App only, called, "Military Veteran Consent" (per AB305)	141
01.27.23	Donohue, P.	v.6.12	Military	New Data Field	New data field added to Standard application military_veteran_consent (per AB305) Not downloadable; Available via SuperGlue in spring 2023.	141