



CCCApply Standard & Noncredit Application Specification and Data Dictionary

May 18, 2022
v.2022.7

Table of Contents

- Overview 8**
- General Information 8*
 - Standard Application..... 8
 - Noncredit Application..... 8
 - OpenCCC Account System10
 - Custom College Configurations.....10
 - CCCApply Administrator10
 - Supplemental Questions.....11
 - Spanish Translation11
 - Accessibility.....11
- Application Workflows.....12*
 - Application Gateway Page12
 - My Applications Page.....12
- Application Data 15**
- Submitted Application Data.....15*
 - In-Progress Application Data15
- OpenCCC Account Data.....15*
 - Table A: OpenCCC Account Data15
- Field Population18*
 - Auto-Fill of Account Profile Information.....18
 - Auto-Fill of Previous Submitted Application Data19
 - Data Delivery & Reporting20
 - Changes to Data Elements21
- Data Element Tables 22**
- Data Formats22*
 - Format of Data Element Tables22
- System Data Fields.....23*
 - Application ID.....23
 - California Community College ID23
 - Accepted Terms Timestamp24
 - Address Validation Override Timestamp.....25
 - Campaign Fields25
 - College ID26
 - College Name26
 - College Address: Street.....27
 - College Address: City27
 - College Address: Zip Code.....27
 - College Website URL28
 - College Phone Number28
 - College Email.....29
 - College District29
 - College Redirect URL.....30
 - College District ID.....30
 - Confirmation Number30
 - Created Time.....31
 - District Name31
 - District Address: Street32
 - District Address: City.....32

District Address: Zip Code 33

District Website URL 33

District Phone Number 33

Download Status 34

Email Verified 34

Email Verified Timestamp 35

Phone Verified 36

Phone Verified Timestamp 36

Survey: Experience 37

Survey: Recommend 37

Survey: Comments 38

Updated Time 38

Verification Code..... 39

Account Data Fields in CCCApply Applications 41

 Email Address..... 41

 Phone Number 42

 Phone Number: Type 44

 Preferred Method of Contact 45

 Accepted Terms 46

 Legal First Name 47

 Legal Middle Name 48

 Legal Last Name 49

 Suffix..... 50

 Preferred Name 51

 Address Homeless..... 52

 Permanent Address: Country..... 53

 Permanent Address: Street1 and Street2 53

 Permanent Address: City 54

 Permanent Address: State/Province 55

 Permanent Address: Non-U.S. State/Province 56

 Permanent Address: Postal Code/Zip Code 57

 Address Validation Override 58

 Date of Birth..... 59

 Password..... 60

 Username..... 62

Enrollment Information 63

 Term ID..... 63

 Term Code..... 63

 Term Description..... 64

 Term Open Date..... 64

 Term Close Date..... 65

 CAP Term ID 65

 Major ID 66

 Major Code..... 66

 Major Description 66

 Major Start Date 67

 Major End Date 68

 CAP Major ID 68

 Major Category 68

 CIP Code 69

 TOP Code..... 69

 Program Control Number 70

 Award Type 70

 Educational Goal 71

 Intended Major ID..... 72

Profile Information..... 73

 Other/Previous First Name 73

 Other/Previous Name: Middle..... 74

 Other/Previous Name: Last..... 75

 Social Security Number 76

 Social Security Number Type 77

 Social Security Number: None 77

 Social Security Number: Other Exception..... 79

 Dependent of Parent/Guardian 80

 Parent/Guardian First Name 82

 Parent/Guardian Last Name 83

 Parent/Guardian Relationship 83

Current Mailing Address Information..... 85

 Mailing Address: Street..... 85

 Mailing Address: City 86

 Mailing Address: State 86

 Mailing Address: Non-USA Province 87

 Mailing Address: Postal Code 87

 Mailing Address: Country..... 88

 Mailing Address: Same as Permanent 89

 Mailing Address outside U.S. 90

 No Mailing Address - Homeless 91

Education 92

 Enrollment Status..... 92

 High School Education Level 94

 High School Completion Date 95

 Higher Education Level (College) 97

 Higher Education Completion Date 98

 Highest Education Level 99

 Graduated From California High School 100

 Attended California High School for Three Years 101

 High School Attendance (Last High School Attended) 102

 Last School Attended: Country 103

 Last School Attended: State..... 104

 Last School Attended: Name..... 105

 Last School Attended: City 106

 School Not Listed 107

 Last School Attended: CDS Code..... 108

 Last School Attended: Full CDS Code..... 109

 Last School Attended: CEEB Code..... 111

High School Transcript Information 111

 General Requirements 111

 Highest Grade Completed..... 112

 Completed Eleventh Grade (No Longer Used)..... 113

 Grade Point Average 113

 Highest English Course Completed 115

 Highest English Course Completed Grade 116

 Highest Math Course Completed..... 117

 Highest Math Course Completed Grade 120

 Highest Math Course Passed 121

 Highest Math Course Passed Grade 123

Colleges Attended Information..... 125

 Number of Colleges Attended 125

 College Expelled Summary..... 127

College/University {1-4}: Country127

College/University {1-4}: State.....128

College/University {1-4}: Name129

College/University {1-4}: City.....130

College/University {1-4}: CDS Code131

College/University {1-4}: Full CDS Code.....132

College/University {1-4}: CEEB Code.....134

College/University {1-4}: Date From134

College/University {1-4}: Date To135

College/University {1-4}: College Expelled Status136

College/University {1-4}: Degree Type.....137

College/University {1-4}: Degree Date.....138

College/University {1-4}: College Not Listed.....139

Citizenship & Immigration Status140

 Citizenship & Immigration Status140

 Alien Registration Number141

 Visa Type142

 No Documents143

 Visa/Alien Registration Issue Date143

 Visa/Alien Registration Expiration Date.....144

 Visa/Alien Registration: No Expiration Date145

Military Information146

 Military Status146

 Military Discharge Date148

 Military Discharge Type149

 State of Legal Residence (Military)150

 Military Home State151

 Military Home Country152

 Military: Stationed in California153

 Military: Stationed in California for Educational Purposes.....153

Residency155

 California Resident for Two Years.....155

 Date Current Stay in California Began156

 Not Yet Arrived in California156

 State College Employee157

 Public School Employee158

 Seasonal Agricultural Worker159

 Homeless Youth160

 Foster Youth in California (No Longer Used)161

 Foster Youth Status162

 Foster Youth Priority164

 Foster Youth MIS.....165

 Declared Residency Outside California for Taxes166

 Declared Residency Outside California for Taxes Year167

 Registered to Vote Outside California168

 Registered to Vote Outside California: Year169

 Residence for College Outside California.....170

 Residence for College Outside California: Year171

 Lawsuit Outside California172

 Lawsuit Outside California: Year174

 Residency Status175

 Residency Status Change175

 Previous Residency Date.....176

 Residency Integrity Flags176

Ineligible for Admission Flag177

Eligible for AB540 Waiver178

Financial Aid Referral Flag.....178

Needs & Interests.....179

 Summary Table of Needs & Interests Values179

 Comfortable With English180

 Financial Aid Information.....181

 Receiving TANF, SSI, General Assistance182

 Athletic Interest: Intercollegiate182

 Athletic Interest: Intramural183

 Athletic Interest: No.....184

 Academic Counseling/Advising185

 Basic Skills186

 CalWorks187

 Career Planning187

 Child Care188

 Counseling - Personal.....188

 Disabled Student Programs and Services (DSPS).....189

 Extended Opportunity Programs and Services (EOPS)190

 English as a Second Language (ESL)190

 Health Services.....191

 Housing Information192

 Employment Assistance192

 Online Classes193

 Re-Entry Program (After 5 Years Out)193

 Scholarship Information.....194

 Student Government195

 Testing, Assessment, Orientation195

 Transfer Information.....196

 Tutoring Services.....197

 Veterans Services.....197

Demographic Information199

 Gender199

 Transgender200

 Sexual Orientation202

 Parent/Guardian Education Level203

 Parent/Guardian 2 Education Level204

 Parent/Guardian Education Level: MIS.....206

 Race/Ethnicity206

 Hispanic/Latino208

 Race Group.....209

 Race & Ethnicity Full211

Consent & Submission Information220

 Consent220

 IP Address.....222

 Language Flag.....222

 Supplemental Questions Page Code (Not Used)223

 E-Signature Confirmation.....223

 Financial Aid Acknowledgement.....224

 Application Confirmation Number225

 Submission Timestamp226

 Download Status226

 Fraud Score227

 Fraud Status227

Noncredit Status228

Appendix A: Submission Calculation Logic & Residency Algorithm..... 229

Overview of Submission Calculations229

 Receiving Data from CCCApply229

 Returning Calculations to CCCApply229

 Receiving Data from Other Sources and Returning Calculations to Them229

Residency Algorithm (Preliminary Residency Calculation)230

 Areas of Residency Qualification230

 Residency Area Criteria230

 Outlines of Residency Area Criteria232

 Table E. Residency Integrity Flags237

 Residency Algorithm Flow Charts239

 Residency Status Calculation243

 Table F: Visa Types245

Appendix B: Financial Aid Algorithm 250

Financial Aid Referral Flag: Identifying Students for Financial Assistance250

Appendix C: AB540 Waiver Algorithm 251

AB540 Notification to Students251

 Table G. Non-Immigrant Visa Types (No Longer Used)252

Appendix D: Ineligibility Flag and Highest Education Level 253

Ineligibility Flag253

Highest Education Level253

Appendix E: Table of Data Fields 254

Overview

CCCApply is part of the California Community Colleges Technology Center's (CCCTC) *Student Success Suite* - a collection of student-facing technology solutions that includes the CCCApply admission applications, the California Colleges Promise Grant (CCPG) application, the CCC MyPath student onboarding portal, and the integrated OpenCCC student account system (OpenCCC).

Document Purpose

This document describes general information, technical specifications, and data elements for the CCCApply Standard Application, as well as the *Noncredit Application* workflow information incorporated within the standard domestic application. The content includes application user interface design and logic, and database table information underlying the application.

Document Audience

This specification and data dictionary is intended for two audiences:

- California Community Colleges staff that works with implementation, configuration, usage, and delivery of data from the CCCApply Standard & Noncredit applications;
- California Community Colleges Tech Center (CCCTC) staff, including software designers, developers, QA technicians, technical writers, and project managers for the CCCApply applications;

General Information

Standard Application

The CCCApply Standard Application is the official online application for admission for the California Community Colleges. The application questions, data, and workflow format align with the laws and regulations of the California Department of Education (Ed Code) and Title V, the Board of Governors of the California Community Colleges, and the guidelines for admission and California residency as prescribed in the Student Accounting & Admissions Manual (SAAM) for the California Community Colleges Chancellors Office.

Who should use the Standard Application?

United States citizens who plan to attend one or more of the California Community Colleges should use the CCCApply Standard Application to apply for admission.

Noncredit Application

For the purposes of supporting students who plan to enroll *exclusively* in noncredit coursework at your college, a separate application workflow path is available within the Standard Application that allows noncredit students to apply for admission without having to answer California residency-related questions. Where applicable, information that applies strictly to the Noncredit Application is provided in the data element tables within this data dictionary.

The Noncredit Application was implemented in 2018 to comply with Assembly Bill 3101 (AB3101). This bill allows students who enroll exclusively for the following reasons to be exempt from community college residency classification requirements:

- Career development;
- College preparation courses; and

- Other courses for which no credit is given.

Who should use the Noncredit Application?

Students who are enrolling exclusively in noncredit courses should use the Noncredit Application workflow. If a student is enrolling in *any* for-credit courses, then they should be directed to use the CCCApply Standard Application. If a student submits a Noncredit Application to a college for a specific term and then ends up enrolling in one or more credit courses for that same term, they may submit a CCCApply Standard Application for the same term. The responses provided on the applicant’s submitted Noncredit application will auto-fill the Standard Application and, once submitted, they will then be processed for a residency status.

Note: Students cannot submit two CCCApply Standard applications for the same term and same college.

Differences Between the Standard and Noncredit Application Workflows

The Noncredit Application has fewer fields and requirements than the CCCApply Standard Application (specifically, no residency questions are asked) and has less field validation. Every CCCApply Standard Application field that is hidden on the Noncredit Application now allows null, and null or blank will appear for these hidden fields in Noncredit Application reporting .

The table below outlines the differences between the CCCApply Standard and Noncredit application workflows.

Area	CCCApply Noncredit Application	CCCApply Standard Application
Applicants	<p>Student who is enrolling in <i>only</i> noncredit courses accesses the application from the college’s Noncredit Application-specific URL.</p> <p>-Must create/have an OpenCCC Account</p> <p>Note: If the student is enrolling in any for-credit courses they should use the CCCApply Standard Application.</p>	<p>Student accesses the application from the current CCCApply URL, branded for each college</p> <p>-Must create/have an OpenCCC Account</p>
Application Pages	<p>Displays the following application pages (differences from CCCApply Standard display in bold):</p> <ul style="list-style-type: none"> • Enrollment Information (Terms and Majors/Programs of Study may be specific to the Noncredit application) • Profile Information • Education (Self-reported High School Transcript Information questions do not display) • Needs & Interests (only the Programs & Services check boxes appear, and are optional) • Demographic Information • Supplemental Questions (unique for the Noncredit application, optional) • Submission 	<p>Continues to display the following application tabs (differences from Noncredit application display in bold):</p> <ul style="list-style-type: none"> • Enrollment Information • Profile Information • Education • Citizenship/Military • Residency • Needs & Interests • Demographic Information • Supplemental Questions (unique for the Standard Application, optional) • Submission
Residency	Does NOT include residency questions or logic	Includes residency questions and logic
Legal	Includes mandated questions (federal, state, MIS)	Includes all mandated questions (federal, state, MIS)
Other Logic	Does NOT calculate algorithms (AB 540, Financial Aid, Ineligibility)	Includes all existing algorithms (AB 540, Financial Aid, Ineligibility)

Submission Confirmation	The application confirmation number displays on the <i>My Applications</i> page preceded by the letters "NC" (for Noncredit); i.e. NC-788082	The application confirmation number displays on the <i>My Applications</i> page as a number, i.e. 788082
CCCApply Administrator	<ul style="list-style-type: none"> • Terms: Can be configured separately for Noncredit App. • Majors/Programs of Study: <i>Must</i> be configured separately for the Noncredit application. <p>Note: <i>Rule and Messages: Any configured for the CCCApply application also apply to the Noncredit Application – No Change</i></p>	No changes to current configuration are needed for the CCCApply Standard application.
CCCApply Report Center	Noncredit applications are searchable in the CCCApply Report Center. College staff can look up a full "Noncredit Application" using the standard "Application Lookup."	All CCCApply Standard applications continue to be searchable/reportable in the CCCApply Report Center along with Noncredit applications.
Data Delivery	Note: <i>Noncredit application data fields will show blank or null values for the CCCApply Standard application questions/fields that are hidden on the Noncredit application.</i>	

OpenCCC Account System

OpenCCC is the California Community Colleges federated identity initiative and systemwide student account system that assigns each student user a unique California Community Colleges ID number (CCCID) and allows access to systemwide online technology applications via a single-sign-on account.

OpenCCC Federated Identity & The CCCID

When a new OpenCCC account is created, the system collects and stores the minimum required personal information data as well as the user's validated account credentials in an Identity Center, thus generating a unique identifier for the student known as the CCCID (California Community Colleges ID). The CCCID is the master link between the Identity Center, CCC admission applications, and other systemwide technology services.

When a user is authenticated (signs in) to use a CCC systemwide application or service such as CCCApply or CCC MyPath, the CCCID is passed to that service to identify the unique individual. In this way, services and applications can maintain personal accounts for the user anonymously, thus ensuring the privacy and security of the user's data.

Custom College Configurations

The CCCApply application system is designed to integrate with your college based on your college MIS code and other elements configured by your college and managed by authorized college administrators. These custom components include:

- College Application URL using your college MIS code
- College-branding (logo) displayed as a page header
- Configurable college-specific terms and majors/programs of study
- Configurable college-specific email rules and messages
- Optional display of a *Supplemental Questions* page
- Opt-out display of *Needs & Interests* page

CCCApply Administrator

The functions available in the CCCApply Administrator include:

- Terms configuration management for the Standard, Noncredit or both
- Majors/Programs of Study configuration management for the Standard, Noncredit or both
- Supplemental Questions (optional) management
- Email Rules & Messages configuration management (apply to both applications)
- Reset Downloads
- Utility to manage fraudulent applications (spam) before they reach your college
- Management of authorized college and district Admin users

Note: The Spam Filter Utility information is unique to the CCCApply Standard & Noncredit applications. Secure details can be found in the CCCApply Administrator Guide.

Supplemental Questions

Supplemental questions are additional, configurable questions that colleges can choose to implement (opt-in) for each CCCApply application. Using supplemental questions is optional for each college. *Supplemental Questions* will display on their own page within the designated CCCApply application.

Supplemental questions are configured by the college in HTML format generating supplemental question and response data. Setup of the *Supplemental Questions* page requires configuration of two XML files (a format definition XML and a job XML). These files must be imported and activated in the *Supplemental Questions* module in the CCCApply Administrator.

For details on the different types of data elements and response options supported, see the *Working with Supplemental Questions User Guide* and the CCCApply Administrator User Guide available on the CCCApply Public Documentation website.

Spanish Translation

CCCApply applications are available in both English and Spanish language - including onscreen question text, response options, buttons, links, accessibility features (alt text, etc.), Help information and error messaging.

By clicking the *Cambiar A Espanol* button in the header of any page students can toggle to a full Spanish translation, giving ESL/Spanish-speaking students the ability to complete the entire application for admission completely in Spanish. Additionally, if a student has their web browser (Chrome or Safari) default language set to Spanish, the applications will display in Spanish automatically.

While the application language is set to Spanish, the *Cambiar a Espanol* button text changes to “Switch To English” and can be set back to English language at any time.

Note: *If a browser language is set to anything other than English or Spanish, the application language setting will default to English.*

Accessibility

The CCC Technology Center (CCCTC) is committed to making the CCCApply online applications accessible to individuals of all abilities. CCCTC is developed to be in compliance with California Government Code 11135, which requires such technologies to meet the accessibility requirements of Section 508 of the federal Rehabilitation Act of 1973, as amended (29 U.S.C. Sec. 794d). Our goal is to make all CCCTC systemwide technology applications accessible to everyone, including individuals with disabilities.

Web platforms and services are evolving constantly as is the support for assistive computer technologies. We welcome your feedback for improving the usability and accessibility of web applications and services. Please share your feedback or concerns with accessibility@ccctechcenter.org so we may improve the service for all participants.

For more information, please visit the CCC Accessibility Center at <http://www.cccaccessibility.org>

Application Workflows

All new and returning students applying for admission to one or more California Community Colleges will begin the admission application process by signing in to the OpenCCC Federated ID system before, or immediately after, navigating to CCCApply. An application gateway page is displayed, prompting the user to **Sign In** or create an account.

Application Gateway Page

Each CCCApply application is fronted by an *application gateway page* – or *Sign In page* – which identifies the application title to the applicant, and serves as a single point of entry to your college’s configured and branded application. The URL for your college’s *application gateway page* includes your college ID (MIS code) and captures the activities of the applicant and the processing of the application to that college MIS code.

The *application gateway page* also includes a main menu header containing the California Community Colleges Chancellor’s Office logo and a *Cambiar A Espanol* link which allows the applicant to display and toggle the onscreen text between English and Spanish.

Sign In/Out

Multiple paths can lead students to your custom CCCApply application(s); however, every applicant must sign in to the OpenCCC system (verify their account credentials) before starting, resuming, or submitting a CCCApply application to your college. If the student is a *first-time applicant* to any California Community College they must first create and validate an OpenCCC account (CCCID). If the applicant is a *returning student* but cannot remember their account credentials, a link to *recover* their account credentials is provided on the Sign In page.

Account Creation & Recovery

The *application gateway page* – along with multiple other places throughout the CCCApply application interface – includes links for *Create Account* and *Recover Account* for new and existing applicants. These systems are not unique to each college. Rather, these links pertain to the OpenCCC systemwide student account system that allows for the California Community Colleges system to track and support their students regardless of which college they attend or apply to. New and existing applicants are required to have a current OpenCCC account in order to access the CCCApply system. For more information about the OpenCCC Account system for new and existing users, please visit the CCCApply.org website.

My Applications Page

The *My Applications page* provides returning applicants with a central application storage place for their CCCApply applications, regardless of which CCC college they have applied to or plan to apply to. After signing in to CCCApply, returning students can start a new application, resume an in-progress application, and view previously submitted applications, as well as view and update their OpenCCC Account Profile information.

In-progress and submitted applications are associated to the authenticated applicant using their CCC systemwide student account ID (CCCID). Applications that have been started, but not yet submitted (in-progress applications), can be resumed or deleted.

Actions on the *My Applications page* include:

- Starting a new application
- Resuming & deleting an in-progress application
- Viewing & editing current account information
- Viewing previously submitted application(s)
- Switching the language of the onscreen text between English and Spanish
- Accessing the applicant’s OpenCCC Account from *Settings* menu

- Signing out of the My Applications page or any CCCApply application page

My Applications Page Header

After signing in to CCCApply, applicants see a different version of the main header on the *My Applications* page, including:

- CCC Chancellor's Office logo/*My Applications* page home link
- Applicant's full name and CCCID
- Sign Out link
- Settings menu link
 - o Switch to Spanish toggle
 - o OpenCCC Account
 - o Auto-fill from Previously Submitted Application

Getting to the My Applications Page

Applicants will land on their *My Applications* page **the second time** they sign in to CCCApply from their college's application gateway page or CCC MyPath page. First-time applicants who create their OpenCCC accounts for the first time as part of the CCCApply Standard or Noncredit application workflows will not land on the *My Applications* page by default; however they can reach the My Applications page if they exit an in-progress application or click on the *My Applications* page link in the main navigational header.

Autologin for First-Time Applicants

Following the creation of their OpenCCC Account, *first-time* applicants are automatically logged in and land on the first page of the CCCApply application in which they intended to submit. *Autologin* is a benefit of the "first-time applicant" workflow only and is not part of the "returning applicant" process. First-time applicants **do not begin** the application process from the *My Applications* page when starting their very first CCCApply application.

Starting A New Application (Returning Applicants)

Returning applicants with an existing OpenCCC account may start a new CCCApply application by clicking on the "Start A New Application" button that appears at the top of their *My Applications* page.

NOTE: In order to apply to a specific CCC college, first-time and/or returning applicants must start the application process from their college's *application gateway* page which is typically displayed as an "Apply" button or hyperlink on the college's Admissions & Records web page.

Resuming an In-Progress Application

Applicants that have an existing OpenCCC account and have started but not submitted one or more applications will appear in the **In-Progress Applications** table on the *My Applications* page. The applicant must sign in to CCCApply from a college's application gateway page in order to land on their personal *My Applications* page. All of the applicant's in-progress applications will appear in the **In-Progress Applications** table.

To resume an in-progress application, the applicant must click on the "resume" icon (displayed as a pen in the table row) to display and resume that specific in-progress application.

Deleting an In-Progress Application

To delete an in-progress application, the applicant should click the trash can icon in the *Trash* column of the **In-Progress Applications** table row to remove the unsubmitted application from the system.

The Account Information Section

After signing in, returning applicants will see an **Account Information** section on the *My Applications* page, directly below the “Start A New Application” button or, if displayed, below their “In-Progress Applications” table. The data is populated from the user’s most current account data stored in the OpenCCC system.

The Edit My Account Link

Applicants have the ability to update their Account Information data by clicking on the “*Edit My Account*” button in the *Account Information* section on the *My Applications* page. Once clicked, the *Edit Profile* page of their OpenCCC Account is displayed in a new browser tab.

Viewing A Submitted Application

Authenticated applicants can view their previously submitted applications from the **Submitted Applications** table on the *My Applications* page. Individual submitted applications are displayed in rows with the following details:

- Application ID
- College Name
- Application Type (Standard or Noncredit)
- Submit Date
- *View Application* icon
- *View Links* icon

The applicant must sign in to CCCApply *My Application’s* page and from a college’s application gateway page to land on their personal *My Applications* page.

Signing Out

Applicants can exit the *My Applications* page or end an application session at any time by clicking the “Sign Out” link in the *Settings* menu in the header of every page.

Application Data

CCCApply application data is made available to colleges for automated data delivery via *SuperGlue for Apply*. Real-time data is also available in the CCCApply Report Center. Data download will continue to be supported through June 30, 2023.

Submitted Application Data

Submitted applications are stored in two normalized databases. The database tables used for automated delivery, downloading, and reporting are the `submitted_application` and `submitted_question_response` tables.

When a CCCApply application is submitted, the applicant's current OpenCCC Account data is copied to the CCCApply application and used for data delivery, download, and reporting.

The `submitted_application` table consists of all of the application data in a single flat row. The `submitted_question_response` table represents a flat version of the answers to the supplemental questions (if available). The content of both of these tables is used for automated data delivery via SuperGlue, and downloading and reporting.

In-Progress Application Data

Applications that have been started or resumed, but not yet submitted, are referred to as *in-progress applications*. In-Progress applications, including the applicant's current OpenCCC Account data, is stored in a normalized database. The tables in this document represent the data as it is stored in this database. When an in-progress application is submitted, the data is copied to the <submitted applications> database and used for SuperGlue data delivery, downloads, and reporting.

Restricted Data

For security reasons, some fields are restricted from download or reporting, such as the AB620 data fields (sexual orientation, transgender identification, etc.) and other sensitive system fields. In some cases fields are encrypted and only available, anonymously and with no connection to any other application data, for reporting at the California Community College Chancellor's Office (CCCO). These storage and usage notes are specified in the data element tables, as well as the *Table of Application Data Fields* at the end of this specification which provides a matrix showing which data is or is not available by SuperGlue, download, email rules, and reporting.

OpenCCC Account Data

The applicant's current OpenCCC account information, gathered during the account creation process, or updated/edited at any time following account creation, is stored and passed to the college as part of the full submitted application. Most of the fields captured during the account creation process are stored in the user's account Profile and may be used for Account Recovery, while a few other system-generated fields may be stored in the database but not passed to the college via the integrated application.

Table A: OpenCCC Account Data

For each question and associated field in the OpenCCC account creation process, *Table A* indicates the type and format of the entry field, whether a response is required for that entry field, and any other significant information related to the field.

Data Field	Data Element	Required	Format	Usage / Description
------------	--------------	----------	--------	---------------------

Create & Verify Account Data Fields				
Email Address	<email>	Required	Textbox	Can be used for verification of identity during account creation, and/or as a preferred method of contact after credentials are validated.
Phone Number	<mainphone>	Optional	Textbox	Can be used for verification of identity during account creation, and/or as a preferred method of contact after credentials are validated.
Phone Type	<phoneType>	Optional	Menu	Set to “mobile” by default if mobile number is verified; otherwise a “landline” can be entered.
Verification Code	<verificationCode>	Required	Textbox	User is required to verify an email address or mobile phone number during account creation by entering a valid security code on the Verification Code page, in order to create an account.
Preferred Method of Contact	<preferredMethodOfContact>	Required	Button	Set initially during the verification process, but can be changed between mobile and email address at any time. One verified method must be identified in the Account Profile.
Accepted Terms of Use	<acceptedTerms>	Required	Checkbox	User is required to acknowledge the Terms of Use and consent to statement granting permission to college and other entities
Personal Information Fields				
Legal First Name	<firstname>	Optional	Textbox	First name of the user.
Legal Middle Name	<middlename>	Optional	Textbox	Middle name of the user.
Legal Last Legal	<lastname>	Required	Textbox	Lasts name of the user which may appear on government or educational documents.
Legal Name: Suffix	<suffix>	Optional	Menu	Suffix of the user.
Preferred Name	<preferred_firstname>	Optional	Textbox	One manual input textbox allowing the user to identify a preferred name.
Contact Information Fields				
Permanent Address: Homeless	<no_perm_address_homeless>	Required	Yes / No	Checkbox question to allow the user to indicate that they are currently homeless and do not have a

	<addressHomeless>			permanent address. This removes the requirement to provide a permanent address during account creation.
Permanent Address: Country	<perm_country>	Required	Menu	Permanent country of the user.
Permanent Address: Street Address	<perm_street1> <perm_street2>	Required	Textbox	Permanent street address of the user.
Permanent Address: City	<perm_city>	Required	Textbox	Permanent city of the user.
Permanent Address: State/Province	<perm_state> <perm_nonusaprovince>	Required	Menu	Permanent (US) state or (non-US) province of the user.
Permanent Address: Zip/Postal Code	<perm_postalcode>	Required	Textbox	Permanent (US) zip code or (non-US) postal code of the user.
Birthdate	<birthdate>		Textbox/ Calendar Widget	Date of birth of the user.

Account Credentials

Password	RESTRICTED	Required	Textbox	Password credential created by the user that meets all security requirements.
Username (Legacy Only)	RESTRICTED	System	Textbox	Username credential created by a legacy user at the time of account creation.

System Fields & Timestamps

CCCID	<ccc_id>	System		System-generated ID code for the confirmed user account.
Accepted Terms of Use Timestamp	<acceptedTermsTimestamp>	System	Date timestamp	Date and time that the user accepted (checked) the Terms of Use field.
Address Validation Override	<addressValidationOverride>	System		USPS address validation service scrubs user address input and verifies against standards. If needed provides an option the user USPS address validation invoked address
Address Validation Override Timestamp	<addressValidationOverrideTimestamp>	System	Date timestamp	Date and time that the user accepted the USPS address validation suggestion.

Email Verified	<emailVerified>	System		Flag indicating that the user verified their email address for the purposes of authenticating their identity during account creation.
Email Verified Timestamp	<emailVerifiedTimestamp>	System	Date timestamp	Date and time that the user verified their email address.
Phone Number Verified	<mainPhoneVerified>	System		Flag indicating that the user verified their mobile phone number for the purpose of authenticating their identity during account creation.
Phone Number Verified Timestamp	<mainPhoneVerifiedTimestamp>	System	Date timestamp	Date and time that the user verified their mobile phone number.
Created Timestamp	<create_tmstamp>	System	Date timestamp	Date and time that the user created their OpenCCC user account.
Updated Timestamp	<update_tmstamp>	System	Date timestamp	Date and time that the user updated their Profile information in their OpenCCC user account.

Field Population

There are two ways that data fields auto-populate (auto-fill) to the CCCApply Standard and/or Noncredit applications. These are:

- **Auto-fill Account Profile Information:** OpenCCC Account data that auto-populates every CCCApply Standard and/or Noncredit application submitted by the applicant
- **Auto-fill Previous Submitted Application Data:** Conditional field population of a second or a subsequent submitted application (the applicant opts-in to copy previously submitted application data into a new application)

Auto-Fill of Account Profile Information

At the time of application submission, the following *OpenCCC Account* data fields will always auto-fill to the CCCApply application and will be included in the complete submitted application:

CCCID
 First Name
 Middle Name
 Last Name
 Email Address
 Birthdate
 Phone Number (Mainphone)
 Address: Homeless
 Permanent Address: Country
 Permanent Address: Street Address 1 and 2

Permanent Address: City

Permanent Address: State/Province

Permanent Address: Postalcode/Zip Code

Note: Current Mailing Address fields can be populated from the applicant’s current Permanent Address data fields from their OpenCCC Account by selecting the check box in the application that indicates the addresses are the same.

Auto-Fill of Previous Submitted Application Data

When an applicant has previously completed and submitted one or more CCCApply Standard and/or Noncredit applications, he/she can have their previous responses auto-filled into the new application of the same type **if the application is submitted within two years of the current date.**

Previously submitted application data *cannot* be used for auto-population in the following cases:

- the last most recent application is over two years old from the current date
- the last and only application was left in-progress and was never submitted

By default, the system will auto-fill select application data from the most recent submitted application. However, the user can opt-out of field autofill at any time by selecting “Autofill” from the header menu in their **My Applications** page.

Auto-population of previously submitted application data provides the following functionality:

- The applicant can choose to change/edit any of the auto-filled fields even if they selected **Yes** for auto-fill.
- Auto-filled fields in the new application will display the most recent previous application responses, and will appear in blue highlighting.
- The following types of fields will not auto-fill at any time, even if the applicant elects auto-population:
 - o Residency determination-related fields
 - o Supplemental questions fields
 - o AB620 data (Gender section)
- When the applicant either tabs past the auto-filled field or edits or clicks the **Save** or **Continue** button within an application, the auto-filled values are treated as "verified" by the system and the blue highlighting no longer displays.

Note: If the applicant tabs past a field, then navigates to a different page in the application without clicking **Save** first, when they return to that page the blue highlighting will display again for the auto filled field that was tabbed past. When you save the application and resume it later, auto-filled questions not verified initially will continue to display in blue highlighting.

Auto-Fill by Application Section

The following list of fields by tab (or page) indicate which fields do or do not auto-fill when the applicant opts-in (chooses **Yes**) to field auto population (auto-fill).

Tab/ Page / Section	Fields that do/don't auto-fill in Standard App	Fields that do/don't auto-fill in Noncredit App
Enrollment	No fields on this page auto-fill values	No fields on this page auto-fill values
Profile	<p>Previous/Other Name fields <i>do not</i> auto-fill from legacy OpenCCC account system.</p> <p>If the applicant’s SSN/TIN response (ssn = Yes) is already stored in the CCCApply submitted application database (from a previously submitted application) the SSN/TIN <ssn> field(s) WILL auto-fill in the Social Security Number question in the Standard Application only. Otherwise the</p>	<p>Previous/Other Name fields <i>do not</i> currently auto-fill values.</p> <p>Parent/Guardian Information <i>do not</i> currently auto-fill values.</p> <p>All the Current Mailing Address fields on this page may auto-fill values</p>

	<p>SSN fields <i>do not</i> auto-fill.</p> <p>Parent/Guardian Information fields do not currently auto-fill previous response values.</p> <p>All the Current Mailing Address fields on this page may auto-fill values.</p>	
Education	<p>These fields <i>do not</i> auto-fill (all other fields do):</p> <p>College Enrollment Status</p> <p>High School Education field group</p>	<p>These fields <i>do not</i> auto-fill (all other fields do):</p> <p>College Enrollment Status</p> <p>High School Education field group</p>
Citizenship & Immigration / Military	<p>These fields <i>do not</i> auto-fill:</p> <p>Citizenship Status</p> <p>U.S. Military/Dependent of Military field group</p>	<p>These questions <i>do not</i> display in the Noncredit application; therefore, these fields do not auto-fill in any new application</p>
Residency	No fields on this page auto-fill values	No fields on this page auto-fill values
Needs & Interests	All fields on this tab auto-fill values	If applicable, all fields on this tab auto-fill values
Demographic Information	<p>These fields <i>do not</i> auto-fill (all other fields do):</p> <p>Sexual Orientation field</p> <p>Transgender field</p>	<p>These fields <i>do not</i> auto-fill (all other fields do):</p> <p>Sexual Orientation field</p> <p>Transgender field</p>
Supplemental Questions	No fields on this page auto-fill values (Optional page, implemented by the college)	No fields on this page auto-fill values (Optional page, implemented by the college)
Review, Consent, Submission	No fields on this page auto-fill values	No fields on this page auto-fill values

The Account data fields listed below are **no longer** collected in the OpenCCC Account system for new accounts and will no longer auto-fill in the new Account Information section on the **My Applications** page or for previously submitted applications. These fields are now collected within the CCCApply Standard & Noncredit Application during completion of the application.

- Previous/Other First Name
- Previous/Other Middle Name
- Previous/Other Last Name
- SSN
- SSN Type
- No SSN
- SSN Exception

USPS Address verification: All US addresses in the CCCApply application are validated using the USPS address validation system. This includes the addresses collected in the OpenCCC Account Creation or Edit Account processes.

Data Delivery & Reporting

Your application data is made available to your college via automated data delivery (*SuperGlue for Apply*). Real-time application data is also available in the CCCApply Report Center and to authorized college staff in the Data Warehouse Report Server. Data downloads via the CCCApply Download Client will continue to be supported with mandated COMIS data through June 30, 2023.

Changes to Data Elements

The data elements in this Data Dictionary are subject to change with the implementation of release hot-fixes and version updates. Fields, values, questions and responses may be added, modified, or deprecated across the application user interface and storage at any time. Changes will be documented in the version *Change Log* as needed.

Data Element Tables

In addition to system-generated data fields and functionality, the majority of data elements are defined in the order in which they appear to the applicant, with back-end and hidden data elements presented where logically appropriate.

Data Formats

The tables in this document represent the data values stored in the formats described in this data specification and should correspond to the existing formats in the CCCApply system where possible. Where data correlates to CCCCO MIS data elements, reported by colleges to the Chancellor's Office in a pre-defined format, the deliverable data must be in the MIS format.

Format of Data Element Tables

Information about each data element is presented in a table with the following layout and contents:

Data Element Name:	The CCCApply database table and data element, in format 'table: element'.
Description:	A description of what the data element represents.
Type/Format, Length:	The format (data type) and length of the data element.
Values/Response Options:	Possible values that the data element can have. When presented in the format 'X = Description', X is the stored (and delivered) value, and the description is the meaning of the value. For menus, reports, and displays, the description (perhaps edited) is used.
Storage/Usage:	Specifies data storage, usage, constraints and other security considerations.
Allows Null:	Whether the data element can be null in a submitted application.
Default:	The data element's default value, if any; most CCCApply values do not have a default. Usage: Information about how the data element is used.
Conditions	Indicates whether a condition must be met in order for page or field display, or validation check.
Onscreen Label/Prompt Text	Describes the text and language that displays to the applicant on the application interface.
Additional Onscreen Text:	Describes any supporting text or language that may display to the applicant on the interface.
Notes:	Additional information, comments, and/or question about the data element.
Revision Log:	Information about changes made to this table.

System Database Tables

System database tables include system-generated values that are not populated based on any field entry in the applications but are configured to auto populate the database for each application for your college.

System Variables	System variables are fields generated by the system.
------------------	--

Supplemental Questions Table	The Supplemental Questions page allows colleges to add its own custom questions to their application. A college may choose whether or not to employ a Supplemental Questions page.
Survey Table	<p>The Survey table contains the responses to the three optional form fields in the Student Satisfaction Survey, which is presented to the student after submitting a CCCApply Standard or Noncredit application. The survey is optional and appears on the same page as the Special Links & Opportunities section at the end of the application process.</p> <p>Colleges can run a report on the Student Satisfaction Survey results from their applicants in the CCCApply Report Center.</p>

System Data Fields

The data elements in this section represent system values that are not populated based on any field entry in the CCCApply Standard and/or Noncredit applications but are configured to auto populate the database for each application for your college.

Application ID

Data Element:	app_id
Description:	The unique identifier for a single application to college.
Type/Format, Length:	bigint
Values:	Unique number assigned by the system for every application.
Storage/Usage:	Used to uniquely identify a single application.
Allows Null:	No
Default:	None
Notes:	

California Community College ID

Data Element:	ccc_id
Description:	<p>The user's unique CCCID for Federated Identity.</p> <p>The unique identifier for a single user's account. This identifier is assigned during account creation in OpenCCC. This field is passed as part of a submitted application to each college and is stored in the college Student Information System (SIS). This field can be used for student authentication when a student signs in at a college. It can be passed as an attribute to student statewide services so the service can verify the student has an OpenCCC account and perform automatic sign in. This field will also be passed as an MIS field.</p>

Type/Format, Length:	VarChar 8
Values/Response Options:	<p>The format of the ccc_id is:</p> <p>Positions 1 - 3: AAA thru ZZZ (Sequentially assigned beginning with AAA)</p> <p>Positions 4 – 7: 0001 thru 9999 (Sequentially assigned beginning with 0001 for each value in positions 1-3)</p> <p>Position 8: For future expansion if all values become exhausted.</p> <p>Note: In positions 1-3, “I” and “O” are not used to avoid confusion with “0” and “1”.</p>
Allows Null:	No. This is a system assigned field and is not entered by the user.
Default:	System assigned.
Storage/Usage:	Populates the CCCApply applications from the applicant's OpenCCC Account at the time of submission.
Notes/Constraints:	<p>System-generated unique identifier.</p> <p>System will support expansion of CCCID to 8 characters (XXXXNNNN).</p>
Revision Log	OpenCCC 2.0

Accepted Terms Timestamp

Data Element:	acceptedTermsTimestamp
Description:	Date and time of user’s acceptance of the Terms of Use.
Type/Format, Length:	date timestamp with time zone
Values /Response Options:	
Allows Null:	
Default:	
Storage/Usage:	Stored with <acceptedTerms> at time of account creation.

Error Validation Checking:	
Notes/Constraints:	Note: Data not available for delivery or reporting in v.6.9.0.
Revision Log:	OpenCCC 2.0

Address Validation Override Timestamp

Data Element	addressValidationOverrideTimestamp
Description	Date and time that the user chose to override a suggested address that meets USPS format, or s of the address validation override.
Type/Format, Length	date and time with time zone
Values/Response Options	
Storage/Usage	
Notes/Constraints	Note: Data not available for delivery or reporting in v.6.9.0.
Revision Log	OpenCCC 2.0

Campaign Fields

Data Element:	campaign1, campaign2, campaign3
Description:	The campaign name that the college designated in the URL link to the CCCApply Standard application to indicate the source of the student's application. Up to three campaigns may be stored in the database.
Type/Format, Length:	varchar, 255
Values:	Text string; supported characters: a-z, A-Z, 0-9, -, _ ., ~ and %
Storage/Usage:	Provides a name that colleges can download and report on as a measure of a campaign's success.
Allows Null:	No
Default:	None
Notes:	Submitted Application table.

	<p>In order to implement the campaign feature, when you create your URL for students to link to the CCCApply application you must add the extra parameter of &user1=x (where x = the name of your campaign) on to the end of the URL link. You can do this for up to three parameters, using &user1=x&user2=y and &user3=z (where x, y and z = the names of other unique campaigns). For example, the format for implementing a URL for three campaigns would look like this:</p> <p>http://www.google.com</p> <p>https://www.opencccapply.net/cccaply-welcome? cccMisCode=231&user1=x&user2=y&user3=z</p> <p>An example of the practical implementation of this format is:</p> <p>https://www.opencccapply.net/cccaply-welcome?cccMisCode=231&user1=collegeIntroPage&user2=advertOnGoogle&user3=advertOnGoodMorningAmerica</p>
Notes:	

College ID

Data Element:	college_id
Description:	The system's identifier for a particular California Community College.
Type/Format, Length:	bpchar, 3
Values:	3-digit code
Storage/Usage:	Identifies a particular college based on the system's table of college ID codes. System field: Required and non-configurable.
Allows Null:	No
Default:	None
Notes:	College table.

College Name

Data Element:	college_name
Description:	Name of college student is applying to.
Type/Format, Length:	varchar, 50
Values:	Text string
Storage/Usage:	Displayed in many places in the online application process.
Allows Null:	No

Default:	None
Notes:	College table. Required and customizable.

College Address: Street

Data Element:	streetaddress1, streetaddress2
Description:	Street address for the college, in two lines.
Type/Format, Length:	Each: varchar, 50
Values:	Text strings
Storage/Usage:	Displayed on Application Confirmation page. This field can be customized in the Administrator to appear in the CCCApply application. Values are configured on the College tab in the Administrator and stored in the College table. Required.
Allows Null:	streetaddress1 – No - streetaddress2 - Yes
Default:	None
Notes:	Stored in the College table.

College Address: City

Data Element:	city
Description:	City portion of college's address
Type/Format, Length:	varchar, 50
Values:	Text string
Storage/Usage:	Displayed on Application Confirmation page. Required and customizable.
Allows Null:	No
Default:	None
Notes:	State is always 'CA' when address is displayed. College table.

College Address: Zip Code

Data Element:	postalcode
---------------	------------

Description:	ZIP Code portion of college's address
Type/Format, Length:	varchar, 10
Values:	Text string, 5 or 10 characters
Storage/Usage:	Displayed on Application Confirmation page. Required and customizable.
Allows Null:	No
Default:	None
Notes:	Stored in the College table.

College Website URL

Data Element:	url
Description:	URL for college's website
Type/Format, Length:	varchar, 50
Values:	Text string
Storage/Usage:	Required. Multiple uses, including display on the Application Confirmation page and other pre-and post-submitted application emails; used in hyperlinks to college website
Allows Null:	No
Default:	None
Notes/Constraints	This field can be customized in the CCCApply Administrator to appear in the CCCApply application. Values are configured by the College in the Administrator and stored in the College table.

College Phone Number

Data Element:	phone_adm
Description:	Phone number for college's Admission Office
Type/Format, Length:	varchar, 14
Values:	Text string
Storage/Usage:	Displayed on the Application Confirmation page. This field can be customized in the CCCApply Administrator to appear in the CCCApply applications.

	Values are configured by the College in the CCCApply Administrator and stored in the College table. Not required.
Allows Null:	No
Default:	None
Notes:	Stored in the College table.

College Email

Data Element:	email_adm
Description:	Email address for college's Admission office
Type/Format, Length:	varchar, 50
Values:	Text string
Storage/Usage:	Displayed on Application Confirmation page
Allows Null:	No
Default:	None
Notes:	College table. This field can be customized in the Administrator to appear in the CCCApply application. Values are configured on the College tab in the Administrator and stored in the College table. Not required.

College District

Data Element:	district_id
Description:	An id code linking the college to a District table
Type/Format, Length:	bpchar, 3
Values:	3-digit code
Storage/Usage:	Links college to information about the district it is in.
Allows Null:	Yes
Default:	None
Notes:	Current schema shows 'null' not allowed. College table.

College Redirect URL

Data Element:	redirect_url
Description:	The URL the college wants the student's browser to open a new tab for and navigate to upon application submission (Sign Out & Finish button). Note: This field is not fully supported and is only available upon special request/permission basis by contacting CCCApply Product Manager (pdonohue@ccctechcenter.org)
Type/Format, Length:	Varchar
Values:	Valid web site URL.
Storage/Usage:	Sends student's web browser focus to a college-specific URL upon application submission to encourage a more seamless experience.
Allows Null:	Yes
Default:	Null
Notes:	College table.

College District ID

Data Element:	district_id
Description:	The system's identifier for a particular CCC District.
Type/Format, Length:	bpchar, 3
Values:	3-digit code
Storage/Usage:	Identifies a particular CCC District based on the system's table of district ID codes. System field: required and non-configurable.
Allows Null:	No
Default:	None
Notes:	District table.

Confirmation Number

Data Element:	confirmation
Description:	The confirmation number assigned by the system for a single application at the time of application submission.

Type/Format, Length:	Varchar, 30
Values:	Unique number assigned by the system for every application.
Storage/Usage:	Used to uniquely identify a single application. For colleges and applicants, this is the number that identifies a particular submitted application. It is displayed on Application Confirmation page and elsewhere
Allows Null:	No
Default:	None
Notes:	The value of the confirmation number for a Noncredit Application will be a concatenation of “NC-“ + app_id. Example: NC-10765. Application confirmation displays on the 'My Applications' page after an application is submitted.

Created Time

Data Element:	createdTime
Description:	Date and time of account creation
Type/Format, Length:	timestamp with time zone
Allows Null:	
Default:	
Storage/Usage:	
Notes/Constraints:	Note: Data not available for delivery or reporting in v.6.9.0.
Revision Log	OpenCCC 2.0

District Name

Data Element:	district_name
Description:	Name of district
Type/Format, Length:	varchar, 50

Values:	Text string
Storage/Usage:	Used to identify the college district by the Help Desk for student support and account recovery. Required and customizable.
Allows Null:	No
Default:	None
Notes:	District table.

District Address: Street

Data Element:	streetaddress1, streetaddress2
Description:	Street address for the district, in two lines.
Type/Format, Length:	Each: varchar, 50
Values:	Text strings
Storage/Usage:	This field can be customized in the Administrator to appear in the CCCApply application. Values are configured on the District tab in the Administrator and stored in the District table. Required and customizable.
Allows Null:	streetaddress1 – No, streetaddress2 - Yes
Default:	None
Notes:	District table.

District Address: City

Data Element:	city
Description:	City portion of district's address
Type/Format, Length:	varchar, 50
Values:	Text string
Storage/Usage:	Currently no use is defined. Required and customizable.
Allows Null:	No
Default:	None
Notes:	State is always 'CA'. District table.

District Address: Zip Code

Data Element:	postalcode
Description:	ZIP Code portion of district's address
Type/Format, Length:	varchar, 10
Values:	Text string, 5 or 10 characters
Storage/Usage:	Required and customizable.
Allows Null:	No
Default:	None
Notes:	District table.

District Website URL

Data Element:	url
Description:	URL for district's website
Type/Format, Length:	varchar, 50
Values:	Text string
Storage/Usage:	This field can be customized in the Administrator to appear in the CCCApply application. Values are configured on the District tab in the Administrator and stored in the District table. Required and customizable.
Allows Null:	Yes
Default:	None
Notes:	District table.

District Phone Number

Data Element:	phone_adm
Description:	Phone number for district
Type/Format, Length:	varchar, 14
Values:	Text string

Storage/Usage:	This field can be customized in the Administrator to appear in the CCCApply application. Values are configured on the District tab in the Administrator and stored in the District table. Required and customizable.
Allows Null:	No
Default:	None
Notes:	District table.

Download Status

Data Element:	status
Description:	The download status of an application.
Format, Length:	Character (1)
Values:	I = Initial (when application is initially inserted into submitted_application table), D=Downloaded (application has been downloaded using CCCApply Download Client to the college)
Storage/Usage:	This field is relevant only for the CCCApply Download Client.
Allows Null:	No
Default:	None
Notes:	CCCApply Download Client only supported through June 30, 2022..
Revision Log:	

Email Verified

Data Element:	emailVerified
Description:	Indicates that a valid email address has been verified with security code.
Type/Format, Length:	Boolean
Values /Response Options:	True / False
Allows Null:	

Default:	
Storage/Usage:	Value stored in Account database with timestamp.
Error Validation Checking:	
Onscreen Label/Prompt Text:	
Additional Onscreen Text:	Email verified ES: Correo Electrónico ha sido Verificado
Notes/Constraints:	If email address has been verified, an asterisk is displayed on the Email field label in the user's Account Profile. At least one method of contact must be verified. Note: Data not available for delivery or reporting in v.6.9.0.
Revision Log:	OpenCCC 2.0

Email Verified Timestamp

Data Element:	emailVerifiedTimestamp
Description:	Date and time of the verification of user's email address.
Type/Format, Length:	date timestamp with time zone
Allows Null:	
Default:	
Storage/Usage:	Stored with <emailVerified> at time of account creation.
Error Validation Checking:	
Notes/Constraints:	Note: Data not available for delivery or reporting in v.6.9.0.
Revision Log:	OpenCCC 2.0

Phone Verified

Data Element:	mainPhoneVerified
Description:	Indicates that the user's valid mobile phone number has been verified with a security code.
Type/Format, Length:	Boolean
Values /Response Options:	True / False
Allows Null:	
Default:	
Storage/Usage:	Value stored in Account database with timestamp.
Error Validation Checking:	
Notes/Constraints:	<p>If mobile phone number is verified, an asterisk is displayed on the Mobile Phone label in the user's Account Profile.</p> <p>At least one method of contact must be verified.</p> <p>Note: Data not available for delivery or reporting in v.6.9.0.</p>
Revision Log:	OpenCCC 2.0

Phone Verified Timestamp

Data Element:	mainPhoneVerifiedTimestamp
Description:	Date and time of the verification of user's mobile phone number.
Type/Format, Length:	date timestamp with time zone
Values /Response Options:	
Allows Null:	

Default:	
Storage/Usage:	Stored with <mainphoneVerified> at time of account creation.
Error Validation Checking:	
Notes/Constraints:	Note: Data not available for delivery or reporting in v.6.9.0.
Revision Log:	OpenCCC 2.0

Survey: Experience

Data Element:	experience
Description:	Applicant's response to rating their experience in applying to the college, responding to the question: "How would you rate your experience applying to this college using the online application?"
Type/Format, Length:	integer, 1
Values:	1 = Very Satisfied 2 = Satisfied 3 = Neutral 4 = Dissatisfied 5 = Very Dissatisfied
Storage/Usage:	
Allows Null:	No
Default:	None
Notes:	Survey table.

Survey: Recommend

Data Element:	recommend
Description:	Applicant's response to whether or not they would recommend the application process to a friend, responding to the survey question: "Would you recommend this online application process to other students?"
Type/Format, Length:	integer, 1
Values:	1 = yes 2 = no

Storage/Usage:	
Allows Null:	No
Default:	None
Notes:	Survey table.

Survey: Comments

Data Element:	comments
Description:	Applicant's response to the survey field: "Please share any comments you would like to make about this online application."
Type/Format, Length:	Text, 50 char
Values:	Freeform text.
Storage/Usage:	
Allows Null:	No
Default:	None
Notes:	Survey table.

Updated Time

Data Element:	updatedTime
Description:	Date and time of account update.
Type/Format, Length:	timestamp with time zone
Allows Null:	
Default:	
Storage/Usage:	
Notes/Constraints:	Note: Data not available for delivery or reporting in v.6.9.0.

Revision Log	OpenCCC 2.0
--------------	-------------

Verification Code

Data Element	verificationCode
Description	System generated security code used to verify the user's identity.
Type/Format, Length	Numeric string 6
Values/Response Options	
Allows Null	No
Default	
Storage/Usage	<p>Restricted. Not available for delivery or reporting.</p> <p>Used to verify user identity during account creation, account recovery, and whenever the preferred method of contact is not yet verified.</p>
Error Validation Checking	<p>Required input; else error message, "Verification code required." ES: "Se requiere Código de Verificación."</p> <p>Code entered must be valid; else error message, "We're sorry. The code you entered was invalid. Please re-enter the code that was sent." ES: "Lo sentimos. El código que ingreso es inválido. Por favor vuelva a ingresar el código que se envió."</p> <p>Code entered must not be expired; else error message, "We're sorry. The code you entered has expired. Please click the link to re-send the code." ES: "Lo sentimos. El código que ingreso se ha caducado. Haga clic en el enlace para volver a enviar el código."</p> <p>Resend code</p>
Onscreen Label/Prompt Text	<p>Verification Code</p> <p>[textbox]</p>
Additional Onscreen Text	<p>Heading: "Verify Your Account"</p> <p>"A verification code has been sent to [mobile phone ending in XXXX]. Please enter the verification code to verify your account."</p>

	<p>“A verification code has been sent to [masked email address]. Please enter the verification code to verify your account.”</p> <p><i>ES: “Se ha enviado un código de verificación al teléfono móvil que termina en XXXX. Por favor ingrese el código de verificación para verificar su cuenta.”</i></p>
Notes/Constraints	<p>The verification process is a required step in the account creation process. A user cannot be assigned a CCCID if either their email address or mobile phone number has not been verified.</p> <p>A user will not be able to move forward to fill out their profile information until either a mobile phone or email is validated.</p> <p>Note: Data not available for delivery or reporting in v.6.9.0.</p>
Revision Log	OpenCCC 2.0

Account Data Fields in CCCApply Applications

The tables in this section specify the fields that are populated with OpenCCC Account Information.

Email Address

Data Element	email
Description	User's email address.
Type/Format, Length	char, 254 Two fields; each up to 254 characters, alphanumeric plus '@' and '.'
Values/Response Options	Text string in valid email address format.
Allows Null	No
Default	No
Storage/Usage	Used in account creation as a method to verify identity. Can be set as the user's preferred method of contact by the California Community Colleges or an authorized partner. Only one field is stored in database. Included in Edit Account Profile.
Input Controls	Must contain one '@' symbol and one "." (the "@" symbol cannot be the first character).
Error Validation Checking	<p>Required user response. Must be unique. <i>Email address</i> and <i>Confirm Email</i> inputs must be identical and must meet validation checks; else error message, "Your Email Address is invalid or absent. You must enter a valid Email Address".</p> <p>Create Account:</p> <p>Required response else error message: "Email address is required." (ES: "Se requiere Correo Electrónico.")</p> <p>Must meet validation check; else error message, "Please enter a valid email address." (ES: "Por favor, introduzca una dirección de correo electrónico válida.")</p> <p>Must be unique; else error message: "Your email address is already in use. Please enter a different Email Address."</p> <p>Sign In:</p> <p>Required response unless mobile phone number is entered; else error message, "Email or mobile phone required." (ES: Se requiere correo electrónico o teléfono móvil.)</p>

	<p>Must meet validation check; else error message, <i>“Your mobile number, email or password is not recognized by our system. Need Help? Contact Support”</i></p> <p>ES: <i>“Nuestro sistema no reconoce su número de teléfono móvil, correo electrónico o contraseña.”</i></p> <p>Legacy User Sign In:</p> <p>Email address must be unique and meet format validation checks; else error message, <i>“Your Email address is already in use. Please enter a different Email address, or contact a support representative.”</i></p>
Onscreen Label/Prompt Text	<p>Create & Verify Account:</p> <p>Email [textbox]</p> <p>Create Account (Contact Information):</p> <p>Email Address [textbox]</p> <p>Confirm Email Address [textbox]</p> <p>Sign In: Email or mobile phone* [textbox]</p>
Additional Onscreen Text	<p>“Enter your email address to begin creating your California Community Colleges student account. You will receive a code via email to verify your identity and keep your account secure.</p> <p>ES: <i>“Entra tu dirección de correo electrónico para comenzar a crear su cuenta. Recibirás un código a través de correo electrónico para verificar su identidad y mantener su cuenta segura.”</i></p>
Notes/Constraints	<p>A valid email address is required from each user and must be unique.</p> <p>If the email address is verified during account creation, the system will pre-populate the <email> field in the <i>Contact Information</i> section and it doesn’t need to be entered again in Confirm Email). The pre-populated field will be disabled to prevent edits until the account creation process is complete.</p> <p>Edits or changes to Email Address must go through verification process again.</p> <p>If a mobile phone is verified during account creation, the user is required to enter their Email address on the Contact Information page; else error message, <i>“Your Email Address is invalid or absent. You must enter a valid Email Address.”</i></p>
Revision Log	OpenCCC 2.0

Phone Number

Data Element	<p>mainphone</p> <p><i>main_phone_number (CCCApply International Application)</i></p> <p><i>mainphone (CC Promise Grant)</i></p>
Description	User’s primary phone number.

Type/Format, Length	VarChar, 25
Values/Response Options	Null or Text string
Allows Null	Yes
Default	None
Storage/Usage	<p>Used in account creation as a method to verify identity. Can be set as the user's preferred method of contact by the California Community Colleges or an authorized partner.</p> <p>Stored for auto-population in Edit Account Profile.</p> <p>Both International and Domestic phone numbers are supported.</p>
Input Controls	International phone numbers must include a "+" in front of the country code.
Error Validation Checking	<p>Create Account: Optional response.</p> <p>Must be properly formatted and meet validation check for domestic and international phone numbers; else error message, <i>"Please enter a valid phone number"</i> (ES: <i>"Por favor ingrese un número de teléfono válido."</i>)</p> <p>Must be a valid mobile phone number if used for account creation; else error message, <i>"Preferred phone must be mobile."</i> (ES: <i>"El teléfono preferido debe ser móvil."</i>)</p> <p>Sign In: Must meet mobile number validation checks; else error message, <i>"Please enter a valid phone number."</i> (ES: <i>"Por favor ingrese un número de teléfono válido."</i>)</p> <p>Edit Account: Must meet mobile number validation checks, else error message, <i>"Please enter a valid phone number or remove phone type."</i> ES: <i>"Ingrese un número de teléfono válido o elimine el tipo de teléfono."</i></p>
Onscreen Label/Prompt Text	<p>Phone</p> <p>[textbox]</p> <p><i>"For international numbers insert + before country code"</i></p> <p>(ES: <i>"Teléfono"</i>) (ES: <i>"Para números internacionales ingrese + antes del código de país"</i>)</p> <p>Create Account (Contact Information):</p> <p>Primary Phone Number</p> <p>[textbox]</p> <p><i>"For international numbers insert + before country code"</i></p> <p>(ES: <i>"Para números internacionales ingrese + antes del código de país"</i>)</p>

	<p>Sign In Page: Email or mobile phone* [textbox] (ES: <i>Correo electrónico o teléfono móvil*</i>)</p> <p>Edit Account: Phone [textbox]</p>
Additional Onscreen Text	<p>Create Account: “Enter your mobile phone number to begin creating your California Community Colleges student account. You will receive a code via text message to verify your identity and keep your account secure.”</p> <p>(ES: <i>“Entra tu dirección de número de teléfono móvil para comenzar a crear su CCC cuenta. Recibirás un código a través de correo electrónico para verificar su identidad y mantener su cuenta segura.”</i>)</p>
Notes/Constraints	<p><i>Phone</i> field (“mainphone” in CCCApply) now supports both domestic and international phone numbers.</p> <p>If a mobile phone is <i>Verified</i> during account creation, the system will pre-populate the <i>Phone</i> and <i>Phone Type</i> fields so they don't have to enter them again during the remainder (Step 2) of the account creation process. Both fields will be disabled to prevent edits until the account creation process is complete.</p> <p>Compliance with the Amazon SMS Regulations</p> <p>To comply with the Amazon Text regulations for sending and receiving a SMS text message and/or security-related codes via text message, the following disclaimer appears under the Primary Phone Number field. (See “Additional Onscreen Text” above.)</p> <p>“By providing your cell phone number, you consent to receiving periodic messages. Message frequency may vary. Message and data rates may apply. Text "HELP" for help. Text "STOP" to cancel.”</p> <p>(ES: <i>“Al proporcionar su número de teléfono celular, acepta recibir mensajes periódicos. La frecuencia de los mensajes puede variar. Se pueden aplicar tarifas por mensajes y datos. Envía "HELP" para obtener ayuda. Envía "STOP" para cancelar.”</i>)</p>
Revision Log	OpenCCC 2.0

Phone Number: Type

Data Element:	phoneType
Description:	Type of phone number provided by the user.
Type/Format,Length:	VarChar, menu (max. 255)
Values /Response Options:	= Mobile

	= Landline
Allows Null:	Yes
Default:	Default value = <i>Mobile</i> If mobile phone number is used for identity verification during account creation; else no default.
Storage/Usage:	Stored in Account Profile.
Error Validation Checking:	Must not be empty if phone number value exists; else error message, " <i>Phone type required.</i> " ES: " <i>Tipo de teléfono requerido.</i> "
Onscreen Label/Prompt Text	Phone Type [menu] ES: <i>Tipo de teléfono [menu]</i>
Additional Onscreen Text:	See <i>Phone Number</i> data element table for related onscreen language.
Notes/Constraints:	"Landline" phone type cannot be used for account verification. Note: This data field is temporarily not available for delivery or reporting in the v.6.9.0 release.
Revision Log:	OpenCCC 2.0

Preferred Method of Contact

Data Element:	preferredMethodOfContact
Description:	The user's preferred method for receiving messages (calls, text messages, and/or email messages) from entities associated with the user's application process, including but not limited to designated schools and programs.
Type/Format, Length:	VarChar (maximum 255)
Values/Response Options:	= email = mobile
Allows Null:	No
Default:	Defaults to method used during account creation to verify user's identity (Email or Mobile phone).

Storage/Usage:	<p>Only one value is stored at a time but both methods can be verified.</p> <p>User must have at least one verified method of contact. Can be updated.</p> <p>User selects method during account creation to verify user identity (with security code for two-factor authentication). Preferred method of contact must be verified.</p> <p>Preferred method can be updated after initial account creation.</p>
Error Validation Checking:	<p>User is Required to designate a preferred method of contact.</p> <p>Create Account / Edit Account: Preferred method selected must be verified using a valid security code; else error message, "Please select email or phone as your preferred contact method" <i>ES: "Seleccione correo electrónico o teléfono como su método de contacto preferido."</i></p> <p>If preferred method selected is not "email", then <phone.number> must be a valid mobile phone; else error message: "Preferred phone must be mobile." <i>(ES: "El teléfono preferido debe ser móvil.")</i></p>
Onscreen Label/Prompt Text:	<p>Preferred Method of Contact*</p> <p><i>ES: Método de contacto preferido*</i></p>
Additional Onscreen Text:	<p>Account Profile:</p> <p>[Button] Preferred Method of Contact (<i>ES: Método de contacto preferido</i>)</p> <p>[Button] Make preferred (<i>ES: Hacer preferido</i>)</p>
Notes/Constraints:	<p>User must have at least one verified method of contact. Can be updated.</p> <p>Only one value is stored at a time, but both methods can be verified.</p> <p>User selects method during account creation to verify user identity (with security code for two-factor authentication). Preferred method of contact must be verified.</p> <p>Preferred method can be updated after initial account creation.</p> <p>Note: This data field is temporarily not available for delivery or reporting in the v.6.9.0 release</p>
Revision Log:	OpenCCC 2.0

Accepted Terms

Data Element:	acceptedTerms
Description:	Acknowledgment of the user's acceptance of the Account Terms of Use.

Type/Format, Length:	Boolean
Values /Response Options:	True / False
Conditions	<p>If email address is verified during account creation, then display the terms disclaimer that pertains to contact by email.</p> <p>If mobile phone is verified during account creation, then display the terms disclaimer that pertains to contact by phone and/or text message.</p>
Allows Null:	No
Default:	Default = True
Storage/Usage:	Stored with date and timestamp in database at time of account creation.
Error Validation Checking:	<p>Required response; else error message, <i>"You must agree to the Terms of Use."</i></p> <p>ES: <i>"Debe aceptar los Términos de uso."</i></p>
Onscreen Label/Prompt Text:	<p>Acknowledge Terms of Use</p> <p>[checkbox] (Email): <i>"I agree to the <u>Terms of Use</u> and to receive emails at any email address I have provided or may provide in the future, from any entity associated with my application process, including but not limited to my designated schools and programs."</i></p> <p>(Mobile phone): <i>"I agree to the <u>Terms of Use</u> and to receive calls and/or texts and emails at any phone number and/or email I have provided or may provide in the future, including any wireless number, from any entity associated with my application process, including but not limited to my designated schools and programs."</i></p>
Additional Onscreen Text:	
Notes/Constraints:	<p>Terms of Use URL: https://www.cccmypath.org/uPortal/p/terms-use/max/render.uP</p> <p>Acceptance of the Terms of Use agreement is stored with a date and timestamp.</p> <p>Note: This field is temporarily not available for delivery or reporting in release v.6.9.0.</p>
Revision Log:	OpenCCC 2.0

Legal First Name

Data Element:	firstname
---------------	-----------

Description:	User's first name used on legal documents.
Type/Format, Length:	VarChar, 50 (extended character set, allowing hyphens, letters with diacritical marks or accents, etc.)
Values/Response Options:	Text, string case; may be null.
Allows Null:	Yes
Default:	None
Storage/Usage:	Stored for use in auto-population. Included in Account Profile.
Error Validation Checking:	Optional response. May not be changed at same time as birthdate (i.e., during the same 'Save'); else error message, "Do not update your name (first, middle or last) and birth date at the same time." <i>(ES: No actualice su Nombre (primer, segundo o apellido) y fecha de nacimiento a la mismo tiempo.)</i>
Onscreen Label/Prompt Text:	Legal First Name [textbox] <i>ES: Nombre legal [textbox]</i>
Notes/Constraints:	Populated in CCCApply database at time of application submission. CO MIS field SB31.
Revision Log:	OpenCCC 2.0

Legal Middle Name

Data Element:	middlename
Description:	User's middle name used on legal documents.
Type/Format, Length:	VarChar, 50 (extended character set, allowing hyphens, letters with diacritical marks or accents, etc.)
Values/Response Options:	Text string; may be null

Allows Null:	Yes
Default:	None
Storage/Usage:	Stored for use in auto-population. Included in Account Profile.
Error Validation Checking:	Optional response. May not be changed at same time as birthdate (i.e., during the same 'Save'); else error message, "Do not update your name (first, middle or last) and birth date at the same time." (ES: No actualice su Nombre (primer, segundo o apellido) y fecha de nacimiento a la mismo tiempo.)
Onscreen Label/Prompt Text:	Legal Middle Name [textbox] ES: Segundo nombre legal [textbox]
Notes/Constraints:	Populated in CCCApply database at time of application submission. CO MIS field SB31.
Revision Log:	OpenCCC 2.0

Legal Last Name

Data Element:	lastname
Description:	User's last name used on legal documents.
Type/Format, Length:	VarChar 50 (extended character set, allowing hyphens, letters with diacritical marks or accents, etc.)
Values/Response Options:	Text string; may be null
Allows Null:	No
Default:	None
Storage/Usage:	Stored in database for use in auto-population. Included in Account Profile.

Error Validation Checking:	Required response; else error message, "Legal last name required." (ES: "Se requiere el apellido legal.") May not be changed at same time as birthdate (i.e., during the same 'Save'); else error message, "Do not update your name (first, middle or last) and birth date at the same time." (ES: No actualice su Nombre (primer, segundo o apellido) y fecha de nacimiento a la mismo tiempo.)
Onscreen Label/Prompt Text:	Legal Last Name [textbox] ES: Apellido legal [textbox]
Notes/Constraints:	CO MIS DED SB32
Revision Log:	OpenCCC 2.0

Suffix

Data Element:	suffix Note: The suffix data element does not populate the CC Promise Grant application
Description:	Suffix to user's legal name.
Type/Format, Length:	VarChar, 3 alphanumeric
Values/Response Options:	JR SR II III IV
Allows Null:	Yes
Default	None
Storage/Usage:	Included in Account Profile.
Error Validation Checking:	Optional user response

Onscreen Label/Prompt Text:	Create Account (Contact Information): Suffix [menu] : (Jr. Sr., I, II, III, IV)
Notes/Constraints:	
Revision Log:	OpenCCC 2.0

Preferred Name

Data Element:	preferred_firstname <i>New OpenCCC 2.0 field "Preferred Name" maps to the legacy field: <preferred_firstname>.</i>
Description:	User's full preferred name.
Type/Format, Length:	VarChar, 50 (extended character set, allowing hyphens, letters with diacritical marks or accents, etc.)
Values / Response Options:	Text string
Allows Null?	Yes
Default	No
Storage/Usage:	New OpenCCC Account field "Preferred Name" maps to the legacy <preferred_firstname> field.
Error Validation Checking:	Optional response. Must not include a combination of first + middle + last + suffix; else error message, <i>"Preferred name cannot equal first + middle + last + suffix."</i> (ES: <i>"El nombre preferido no puede ser igual al primer + segundo + apellido + sufijo."</i>)
Onscreen Label/Prompt Text:	Preferred Name [textbox] ES: <i>Nombre Preferido [textbox]</i>
Notes/Constraints:	New format: One, optional text field called "Preferred Name". New field <name.preferred> maps to legacy Account <preferred_firstname> field.
Revision Log:	OpenCCC 2.0

Address Homeless

Data Element	addressHomeless
Description	User indicates whether or not they have no permanent address because they are currently homeless.
Type/Format, Length	Boolean
Values/Response Options	True/False
Display Conditions	Always displays.
Allows Null?	No
Default	No
Storage/Usage	Stored for use in auto-population.
Error Validation Checking	<p>Required user response, else error message: <i>“Are you currently homeless?” is required.</i> <i>ES: “Está actualmente sin vivienda es requerido.”</i></p> <p>If Yes, then do not display permanent address fields on screen and disable address validations.</p> <p>If No, display “Country” field and require a response. If displayed, “United States” will appear as the default response option.</p> <p>If Yes, then display optional checkbox question, "I have no current mailing address because I am currently homeless" in the Current Mailing section (Profile page) in CCCApply applications; else do NOT display checkbox question.</p> <p>If Yes, then set default value to “Yes” in “Homeless Youth” question on Residency page in CCCApply Standard application (Note: <homeless_youth> doesn’t appear in the Noncredit workflow).</p> <p>IF No, then clear values in <homeless_youth> question in Standard app (no default value is set).</p>
Onscreen Label/Prompt Text:	<p>Yes [radio button] No [radio button] <i>“Are you currently homeless?”</i></p> <p>ES: Si [radio button] No [radio button] <i>“¿Está sin hogar actualmente?”</i></p>
Notes/Constraints	No additional help text in OpenCCC 2.0.
Revision Log	OpenCCC 2.0

Permanent Address: Country

Data Element	<p>perm_country</p> <p><i>perm_addr_country (International application)</i> <i>country (CC Promise Grant applications)</i></p>
Description	Country portion of the user's permanent address.
Type/Format, Length	Char, 2
Values/Response Options	US or other two-character ISO country code. See: https://www.iso.org/obp/ui/#search .
Allow Null	No
Default	No
Storage/Usage	<p>Stored in database for use in auto-population.</p> <p>Included in Account Profile.</p>
Error Validation Checking	Required response when "Are you currently homeless?" = No; else error message, "Country is required."
Onscreen Label/Prompt Text	Country [menu]
Notes/Constraints	The Country field value is used in determining the U.S or non-U.S. residency for the applicant. (citizenship?)
Revision Log	OpenCCC 2.0

Permanent Address: Street1 and Street2

Data Element:	<p>perm_streetaddress1 perm_streetaddress2</p> <p><i>perm_addr_street_1, perm_addr_street_2 (CCCApply International Application streetaddress1, streetaddress2 (CC Promise Grant application))</i></p>
Description:	Street portion of user's permanent address

Type/Format:	Varchar, 50
Values/Response Options:	Two text strings; second may be null
Allows Null:	No, if displayed (streetaddress1) Yes, always (streetaddress2)
Default	No
Storage/Usage:	Stored in database for use in auto-population. Included in Account Profile.
Conditions	Does not display if "Are you currently homeless" = Yes.
Error Validation Checking:	Response required for Street Address 1; else error message, "You must provide your street address." System will attempt to validate the street address using USPS Address Validation. If the address provided is not recognized, the address validation override message is displayed.
Onscreen Label/Prompt Text:	Street Address [text fields] Street Address 2 [text fields]
Notes/Constraints:	
Revision Log:	OpenCCC 2.0

Permanent Address: City

Data Element	perm_city <i>perm_addr_city (CCCApply International Application)</i> <i>city (CC Promise Grant)</i>
Description	City portion of the user's permanent address.
Type/Format, Length	VarChar, 50
Values/Response Options	Text string
Allow Null	No
Default	No

Storage/Usage	Stored in database for use in auto-population. Included in Account Profile.
Error Validation Checking	Required user response; else error message, “ <i>City is required.</i> ”
Conditions	Does not display if “ <i>Are you currently homeless</i> ” = Yes.
Onscreen Label/Prompt Text	City [textbox]
Notes/Constraints	
Revision Log	OpenCCC 2.0

Permanent Address: State/Province

Data Element	perm_state <i>perm_addr_state (CCCApply International application)</i> <i>state (OpenCCC Account, CC Promise Grant)</i>
Description	State/province portion of user’s permanent address.
Type/Format, Length	Char, 2
Values/Response Options	blank/null or 2-character USPS state code
Allows Null	Yes
Default	No
Storage/Usage	Stored in database for use in auto-population. Included in Account Profile.
Error Validation Checking	Required, only if <i>Country = United States (US)</i> ; else error message, “State is required.”
Conditions	Does not display if “ <i>Are you currently homeless</i> ” = Yes.
Onscreen Label/Prompt Text	State [textbox] (If Country = United States (US)) State/Province [textbox] (If Country is <i>NOT</i> United States)

Notes/Constraints:	
Revision Log	OpenCCC 2.0

Permanent Address: Non-U.S. State/Province

Data Element:	perm_nonusaprovince <i>non_us_permanent_home_non_us_province (CCCApply International) province (CC Promise Grant application)</i>
Description:	State/province portion of the user's non-U.S. permanent address.
Type/Format, Length:	VarChar, 50
Values / Response Labels:	Text string
Allows Null	Yes
Default	No
Storage/Usage	Stored in database for use in auto-population. Included in Account Profile.
Error Validation Checking	Required response if <i>Country DOES NOT = United States (US)</i> ; else error message, "Province is required."
Conditions	Does not display if "Are you currently homeless" = Yes.
Onscreen Label/Prompt Text	State/Province [text box]
Notes/Constraints:	
Revision Log	OpenCCC 2.0

Permanent Address: Postal Code/Zip Code

Data Element	<p>perm_postalcode</p> <p><i>perm_addr_non_us_postal_code (International application) 30</i></p> <p><i>perm_addr_zip_code (International) 20</i></p> <p><i>postalcode (CC Promise Grant application) 20</i></p>
Description	Zip code (for U.S.) or Postal Code (if non-U.S.) portion of the user's permanent address.
Type/Format, Length	<p>VarChar, 20</p> <p>(extended character set, allowing hyphens, symbols, letters with diacritical marks or accents, etc.)</p>
Values/Response Options	
Allows Null	No
Default	No
Conditions	<p>When "Are you currently homeless?" is Yes, THEN:</p> <p>Zip Code field <i>does not display</i>.</p> <p>Postal Code field <i>does not display</i>.</p>
Storage/Usage	<p>One field is stored.</p> <p>Stored in database for use in auto-population. Included in Account Profile.</p>
Error Validation Checking	<p>Required response.</p> <p>Zip Code must not be empty if Country = United States (US); then error message, "Zip code is required."</p> <p>Postal Code must not be empty if Country is NOT the United States (US); else error message, "Postal code is required."</p>
Onscreen Label/Prompt Text	<p>Zip Code [textbox] (displays if Country = United States (US))</p> <p>Postal Code [textbox] (displays if Country does NOT = United States (US))</p>
Notes/Constraints	
Revision Log	OpenCCC 2.0

Address Validation Override

Data Element:	addressValidationOverride
Description:	Indicates that the USPS address validation service. does not recognize the address as provided by the user and has suggested an alternative to the user.
Type/Format, Length:	VarChar 20
Values/Response Options:	True / False
Allows Null	Yes
Default	
Storage/Usage:	If no suggested address is returned by the USPS address validation service, a null value is stored. Address override is stored as True or False.
Error Validation Checking:	IF user accepts a USPS “suggested address” displayed, then <addressValidationOverride> is stored as <i>True</i> ; otherwise it is stored as <i>False</i> . If USPS address validation returns a notice of Invalid address, then user must override the response (True) or return to the address fields and edit their entry (False).
Onscreen Label/Prompt Text	Invalid Address message box: “We are unable to validate your address with the USPS Postal Service. Please review the address below and review or edit.” [Button] “I verify my address” [Button] “Edit my address” Very Address message box: “To ensure an accurate address we suggest the one below. Would you like to use the suggested address?” [Button] “Yes” [Button] “No”
Additional Onscreen Text	For a <i>Suggested Address</i> : “To ensure an accurate address we suggest the one below. Would you like to use the suggested address?”
Notes/Constraints:	After all required address fields have been entered in the Contact Information section of the Account Profile, the USPS address verification service is run to check if the address exists, and whether the address meets USPS address standards.

	<p>Indicates that the user has accepted an address alternative provided by the USPS address validation service does not recognize the address as provided by the user and has suggested an alternative to the user.</p> <p>Note: This data field is temporarily not available for delivery, download, or reporting in v.6.9.0.</p>
Revision Log:	OpenCCC 2.0

Date of Birth

Data Element:	birthdate
Description:	User's date of birth.
Type/Format, Length:	date, 10 Provided in this format: yyyy-mm-dd
Values/Response Options:	Valid date
Allows Null:	No
Default:	None
Storage/Usage:	<p>Storage: Stored in database (with leading zeros as appropriate) for use in auto-population. Included in Account Profile.</p> <p>Usage: <i>Birthdate</i> is used in the admission application to calculate age, to identify applicants who are too young to transact business online per COPPA (Child Online Privacy Protection Act — under age 13), and to identify minors for residency calculation and collection of parent or guardian contact information. OCR acknowledges that collection of birth date is allowed under California State law.</p> <p>For residency and minor identification, the applicant's age is calculated as of the day before the start-of-term date <ResidencyDeterminationDate>.</p> <p>Used for residency and minor identification, the applicant's age is calculated as of the day before the start-of-term date <ResidencyDeterminationDate>.</p>
Error Validation Checking:	<p><i>Date of birth</i> is required; else error message, "Valid date of birth is required."</p> <p><i>Confirm date of birth</i> is required; else error message, "Valid Confirm Date of Birth is required."</p> <p>Both entries must match exactly; else error message, "Date of Birth entries do not match." (ES: "Las entradas de la fecha de nacimiento no coinciden.")</p> <p>Must be a valid date ('dd' must be appropriate for 'mm' and 'yyyy', for example, 02/29/2009 would</p>

	<p>not be a valid date); else error message, <i>“Invalid date. Please enter the date in the format MM/DD/YYYY.”</i></p> <p>Date must be after 01/01/1901; else error message, <i>“Must be on or after 01/01/1901.”</i></p> <p>Date must be before <current_date>; else error message, <i>“Must be before <current_date>.”</i></p> <p>Must not edit or update birthdate and full legal name at the same time; else error message, <i>“Do not update your name (first, middle or last) and birth date at the same time.”</i></p> <p>ES: <i>“No actualice su Nombre (primer, segundo o apellido) y fecha de nacimiento a la mismo tiempo.”</i></p>
Onscreen Label/Prompt Text	<p><i>“Please enter your birth date”.</i></p> <p>Date of Birth* [textbox + calendar widget] (ES: <i>“Fecha de Nacimiento”</i>)</p> <p>Confirm Date of Birth* [textbox + calendar widget] (ES: <i>“Confirmar fecha de nacimiento”</i>)</p>
Additional Onscreen Text	
Notes/Constraints:	<p>Birthdate is sensitive information protected by federal law and the Office of Civil Rights (with regard to age discrimination). Any change to the text, prompt, access, or transmission of this data item must be approved by the Legal Counsel of the CCC Chancellor’s Office and the Office of Civil Rights.</p> <p>Date of birth information may not be provided to staff in the capacity of making a decision to admit an applicant until after the applicant is admitted—that is, uniformly enabled to register for classes.</p> <p>Users cannot change their legal name and date of birth at the same time to ensure two or more users cannot share an account (prevent duplicate accounts).</p> <p>OCR acknowledges that collection of date of birth is allowed under California State law.</p>
MIS Correlation:	MIS DED SB03
Revision Log:	OpenCCC 2.0

Password

Data Element:	password
Description:	User’s secure password credential used for Account sign-in and recovery. RESTRICTED
Type/Format, Length:	<p>VarChar, 25</p> <p>Two input fields: must match and must be at least 8 characters, alphanumeric.</p>

Values/Response Options:	text string
Allows Null:	No
Default:	
Storage/Usage:	<p>RESTRICTED. NOT AVAILABLE FOR DELIVERY OR REPORTING.</p> <p>Stored using reversible encryption scheme. Used for comparison purposes but never transmitted.</p> <p>Always masked on screen, including when typed.</p> <p>Normalized for storage and comparison so that Password is case-insensitive.</p>
Error Validation Checking:	<p>Required response; else error message, "Password required." (ES: "Se requiere contraseña.")</p> <p>Confirm Password is a required response; else error message, "Confirm Password required." (ES: "Confirme la contraseña requerida.")</p> <p>Two entries must match and must be at least 8 characters, alphanumeric; else error message, "Passwords do not match." (ES: Las contraseñas no coinciden.)</p> <p>Must meet length and format requirements; else error message, "</p> <p>Must meet all input validity checks; else error message, "Invalid password. Please follow the format in the description."</p> <p>Cannot include the <username> (legacy user) in the Password; else error message, "For security reasons, your Password cannot contain your Username. Please choose another Password."</p> <p>Format requirements must meet the following specifications:</p> <p>At least 8 characters.</p> <p>At least one uppercase letter.</p> <p>At least one lower case letter.</p> <p>At least one number.</p> <p>At least one of these special characters (!,@,#,\$,%,&,*).</p> <p>Cannot contain any part of your name</p> <p>Must be a unique password each time a user resets it. Password cannot be one you have already used</p>
Online Prompt Text:	Your Password must be at least 8 characters in length, must contain upper and lowercase letters, and must have at least one number and one special character (!,@,#,\$,%,&,*). It cannot contain any part of your name.
Notes/Constraints:	<p>Restricted field. Not available for delivery or reporting.</p> <p>The password is set/saved in the database when the system creates the user/CCCID.</p>

	The password can't contain any of the whole names in the password otherwise it would lead to too much complexity.
Revision Log:	OpenCCC 2.0

Username

Data Element:	username
Description:	Legacy <i>Username</i> credential used for account recovery. RESTRICTED
Type/Format, Length	VarChar, 128 6 to 128 keyboard characters (ASCII 33-126: alphanumeric plus punctuation, no spaces).
Values/Response Options:	Valid alphanumeric string
Storage/Usage:	Used for legacy account recovery only. Restricted field. Not available for delivery or reporting.
Error Validation Checking:	Must be unique (i.e., not already in use for another account); else error message: <i>"Invalid username"</i> . Must not be blank, fewer than six characters, include spaces, or characters other than numbers, letters, or the following special characters: !#%&()*+,-./:;=?@[^_`{}~. else error message, <i>"Invalid username."</i>
Onscreen Label/Prompt Text	Username [textbox] (ES: <i>Nombre de Usuario</i>)
Notes/Constraints:	RESTRICTED. Used for legacy account recovery only. Not available for delivery or reporting The \$, , <, and > characters are not allowed in either the user name or password.
Revision Log:	OpenCCC 2.0

Enrollment Information

The tables in this section show the fields that are populated from the Enrollment page of the CCCApply Standard and Noncredit applications.

Term ID

Data Element:	term_id
Description:	The system's identifier for a particular term entered by the college.
Type/Format, Length:	bigint, 5
Values:	5-digit code
Storage/Usage:	This is a system-generated Identifier for a particular term.
Allows Null:	No
Default:	None
Notes:	Term ID should not be edited or deleted once it is made available to students. Not recommended for download.
Data Element:	Application: term_id (term_id is the system-generated key for a specific term, providing the link to term code, description, start date, etc.) Term table

Term Code

Data Element:	term_code
Description:	The college's code for the term
Type/Format, Length:	varchar, 15
Values:	Text string
Storage/Usage:	Typically, this will be what a college will want delivered as an identifier for the term applied for.
Allows Null:	No
Default:	None
Notes:	College input via the CCCApply Administrator. Important: Term code should not be edited or deleted once it is made available to students.

Term Description

Data Element:	term_description
Description:	Description of the Term displayed to the user in the “Term Applying For” drop down menu in the CCCApply application.
Type/Format, Length:	varchar, 100
Values:	Text string
Allows Null:	No
Default:	None
Storage/Usage:	Appears in drop down menu for “Term Applying For” when the term is open. Never auto-populates.
Conditions:	Always
Field Error Check:	None
Page Error Check:	Required user response; else error message, “You must select the Term you are applying for.”
Onscreen Label/Prompt Text:	Term Applying For [menu]
Additional Text:	None
Help:	Select the term to which you are applying. All open terms for this college are listed in the drop-down menu, except those in which you may have already submitted an application. Every college has unique terms with different start and end dates. The day before the first day of each Term (start date) is the date your residency and admissions status is determined.
Notes:	College input via the CCCApply Administrator.

Term Open Date

Data Element:	date_open
Description:	Date when a user can begin an application for this term and the date when the term appears in the “Term Applying For” menu in the CCCApply application.
Type/Format, Length:	date, 13
Values:	Date input by (or provided by) the college
Allows Null:	No
Default:	None

Storage/Usage:	For a term to appear in the Term Applying For menu, the current date must be between 'term: date_open' and 'term: date_close' (inclusive).
Notes:	College input via the Terms tab in the Administrator. Term table.

Term Close Date

Data Element:	date_close
Description:	Date when the college-defined term no longer appears in the "Term Applying For" menu. The last day a user can begin or submit an application for this term.
Type/Format, Length:	date, 13
Values:	Date input by (or provided by) the college
Allows Null:	No
Default:	None
Storage/Usage:	For a term to appear in the Term Applying For menu, the current date must be between 'term: date_open' and 'term: date_close' (inclusive). For an application to be submitted, the current date cannot be after 'term: date_close' for the Term Applying For.
Notes:	College input via the Terms tab in the Administrator. Term table.

CAP Term ID

Data Element:	cap_term_id
Description:	System-generated identifier for shared CCC Administrator Term ID. Note: This field is NOT related to the CCCApply Term ID.
Type/Format, Length:	bigint
Values:	
Allows Null:	
Default:	
Storage/Usage:	
Notes:	This is a system-generated identifier. Not recommended for download.

Major ID

Data Element:	major_id
Description:	The system's identifier code for a particular major.
Type/Format, Length:	bpchar, 5
Values:	5-digit code
Allows Null:	No
Default:	None
Storage/Usage:	This is a system-generated ID for a particular major.
Notes:	Major table. Not recommended for download.

Major Code

Data Element:	major_code
Description:	The college's code for the major
Type/Format, Length:	varchar, 30
Values:	Text string
Allows Null:	No
Default:	None
Storage/Usage:	Typically, this will be what a college will want delivered as an identifier for the major.
Notes:	Major table.

Major Description

Data Element:	major_description
Description:	The college's description for a particular major. This is what appears to the applicant in the "Intended Major or Program of Study".
Type/Format, Length:	varchar, 100

Values/Response Options:	Text string Menu consisting of 'description' fields for all active majors in the college's Major Table.
Allows Null:	No
Default:	None
Storage/Usage:	Appears in menu for <i>Intended Major or Program of Study</i> if major is open.
Conditions:	The major dropdown list is disabled until the term has been selected. The major dropdown should be populated based on the term selected using the following logic. Note: If the term is changed, the major list should be refreshed based on the new term and the user is required to select their major again. If term.date_start >= major.date_start OR If major.date_end null display the major in the major list, Then display the major in the major list; If term.date_start <= major.date_end; Do not display the major in the major list
Field Error Check:	None
Page Error Check:	Required user response; else error message, "You must select your Intended Major or Program of Study."
Onscreen Label/Prompt Text:	Intended Major or Program of Study [menu]
Help:	Select your intended major or program of study from the options listed.
Notes:	Major table. major_id is the key for a specific major, providing the link to major code, description, start date, etc.
Revision Log:	3.31.17

Major Start Date

Data Element:	date_start
Description:	Date when this major will be available for selection by an applicant.
Type/Format, Length:	date, 13
Values:	Date input by (or provided by) the college
Allows Null:	No
Default:	Date when this major is added to Major Table
Storage/Usage:	For a Major to appear in the Intended Major menu, the current date must be between 'major:date_start' and 'major: date_end' (inclusive).
Notes:	Xap CCCApply does not support a Major Start Date. Major table.

Major End Date

Data Element:	date_end
Description:	Date after which this major will not be available for selection by an applicant.
Type/Format, Length:	date, 13
Values:	Date input by (or provided by) the college
Allows Null:	No
Default:	Some future date that is effectively not an end date: e.g., 1/1/2099
Storage/Usage:	For a Major to appear in the Intended Major menu, the current date must be between 'major: date_start' and 'major: date_end' (inclusive).
Notes:	

CAP Major ID

Data Element:	cap_major_id
Description:	System-generated identification number. NOTE: This is NOT related to the CCCApply Major ID.
Type/Format, Length:	bigint
Values:	
Allows Null:	
Default:	
Storage/Usage:	
Notes:	Not recommended for download.

Major Category

Data Element:	major_category
Description:	Optional college-defined category name used to filter the display of majors in the CCCApply Standard & International applications.
Type/Format, Length:	character varying, 100

Values:	Custom defined by the college
Allows Null:	Yes
Default:	
Storage/Usage:	
Help	Select a category that best represents your intended major, degree, or program of study.
Notes:	Using this field is optional. Major categories can be added, edited or removed by the college to filter or group their list of majors that appear in the CCCApply applications. Major categories are customized by each college. For implementation support, please see the <i>CCCApply Administrator 2.0 User Guide</i> .

CIP Code

Data Element:	cip_code
Description:	Optional field that can be populated by the college in the CCCApply Administrator to identify the major's CIP code.
Type/Format, Length:	character, 6
Values:	
Allows Null:	Yes
Default:	
Storage/Usage:	
Notes:	Currently, this field is not required. May be used to identify CIP code. Major table. College can populate this field in the Administrator. For implementation support, please see the <i>CCCApply Administrator 2.0 User Guide</i> .

TOP Code

Data Element:	top_code
Description:	TOP Code from Chancellor's office.
Type/Format, Length:	Character(6)
Values:	From CO
Allows Null:	Yes

Default:	
Storage/Usage:	
Notes:	Currently, this field is not required. May be used to identify CCCCO TOP code. Major table. For implementation support, please see the <i>CCCApply Administrator 2.0 User Guide</i> .

Program Control Number

Data Element:	program_control_number
Description:	Unique code for every major from Chancellor's office.
Type/Format, Length:	Character(5)
Values:	From CO
Allows Null:	Yes
Default:	
Storage/Usage:	
Notes:	Currently, this field is not required. May be used to identify CCCCO Program Control Number. Major table. For implementation support, please see the <i>CCCApply Administrator 2.0 User Guide</i> .

Award Type

Data Element:	award_type																					
Description:	Optional description referencing the Award Type of your custom major or program of study.																					
Type/Format, Length:	Character (1)																					
Values:	<p>Award type values that appear in the Award Type [menu]:</p> <table border="1"> <thead> <tr> <th>Char(1)</th> <th>Value</th> <th>Description</th> </tr> </thead> <tbody> <tr> <td>1</td> <td>= AA_degree</td> <td>Associate of Arts degree</td> </tr> <tr> <td>2</td> <td>= AS_degree</td> <td>Associate of Science degree</td> </tr> <tr> <td>3</td> <td>= Certificate</td> <td>Certificate of Study</td> </tr> <tr> <td>4</td> <td>= Other</td> <td>None / Other Award Type</td> </tr> <tr> <td>5</td> <td>= AA-T_degree</td> <td>Associate of Arts degree for Transfer</td> </tr> <tr> <td>6</td> <td>= AS-T_degree</td> <td>Associate of Science degree for Transfer</td> </tr> </tbody> </table>	Char(1)	Value	Description	1	= AA_degree	Associate of Arts degree	2	= AS_degree	Associate of Science degree	3	= Certificate	Certificate of Study	4	= Other	None / Other Award Type	5	= AA-T_degree	Associate of Arts degree for Transfer	6	= AS-T_degree	Associate of Science degree for Transfer
Char(1)	Value	Description																				
1	= AA_degree	Associate of Arts degree																				
2	= AS_degree	Associate of Science degree																				
3	= Certificate	Certificate of Study																				
4	= Other	None / Other Award Type																				
5	= AA-T_degree	Associate of Arts degree for Transfer																				
6	= AS-T_degree	Associate of Science degree for Transfer																				

	Y	= BA_degree	Baccalaureate of Arts (BA) degree
	Z	= BS_degree	Baccalaureate of Science (BS) degree
Allows Null:	NO		
Default:			
Storage/Usage:	Required to be populated in the <i>Majors</i> table in the CCCApply Administrator; however, these values do not display in the application to the user		
Notes:	Major table. The value being stored is a number, it's really just a single character. Note: BA degrees were omitted from Admin 2.0 in error. This will be rectified in a future release.		
Revision Log:			

Educational Goal

Data Element:	edu_goal
Description:	Applicant's response to Educational Goal.
Type/Format, Length:	bpchar, 1
Values:	<p>A = Obtain an associate degree and transfer to a 4-year institution</p> <p>B = Transfer to a 4-year institution without an associate degree</p> <p>C = Obtain a 2-year associate degree without transfer</p> <p>E = Earn a career technical certificate without transfer</p> <p>F = Discover/formulate career interests, plans, goals</p> <p>G = Prepare for a new career (acquire job skills)</p> <p>H = Advance in current job/career (update job skills)</p> <p>I = Maintain certificate or license</p> <p>J = Educational development</p> <p>K = Improve basic skills</p> <p>L = Complete credits for high school diploma or GED</p> <p>M = Undecided on goal</p> <p>N = Move from noncredit coursework to credit coursework</p> <p>O = Currently enrolled 4-year college student taking community college courses to meet 4-year college requirements</p>
Allows Null:	No
Default:	None

Storage/Usage:	MIS reporting, SB14 Student Success MIS code: SS01
Field Error Check:	None
Page Error Check:	Required user response; else error message, "You must select your Educational Goal."
Onscreen Label/Prompt Text:	Educational Goal [menu]
Conditions:	Always
Help	Select the educational goal that best describes your reason for this application.
Notes:	Stored value should be the 1-character code for the Ed Goal.
Notes:	Formerly MIS SB14 (2014 New SSSP MIS: Value D no longer valid.) Application table.
Revision Log:	May 2022

Intended Major ID

Data Element:	major_id
Description:	Applicant's answer to Intended Major
Type/Format, Length:	bigint, 5
Values:	5-digit code
Allows Null:	No
Default:	None
Storage/Usage:	Provides the key to any other major information needed in the online application, post application information, or application download.
Notes:	Application table.

Profile Information

Other/Previous First Name

Data Element:	otherfirstname
Description:	Applicant's previous/other first name.
Type/Format, Length:	char, 50 (Extended character set, allowing hyphens, letters with diacritical marks or accents, etc.)
Value/Response Options	Text string
Allows Null:	Yes
Default:	
Storage/Usage:	Stored in database for use in auto population. Included in Account Profile.
Error Validation Checking:	If user selects the Yes radio button in response to "Do you have a previous name (such as a maiden name)?", AND does not enter any values in either any of the Previous First Name, Previous Middle Name, or Previous Last Name fields, OR does enter a Previous Middle Name and Previous Last Name value but does not select the "I didn't have a previous first name" check box", THEN the following error message displays: "You must enter your Previous First Name (or check the box indicating that you had no first name)."
Onscreen Label/Prompt Text:	Previous First Name [textbox]
Additional Text:	I didn't have a previous first name [check box]
Help:	From OpenCCC Account Help icon: If you previously used a different name than your current legal name, enter your previous first name (even if it is the same as your current first name). If your previous name was a single name, enter that name as your last name and check the box indicating that you had no first name. From OpenCCC Account Help icon for the I didn't have a first name check box: Check this box only if your previous name did not have a first name. If you had a single name, enter the single name as your Previous Last Name. When the applicant clicks the Previous or Alternate Name link in the CCCApply applications and California College Promise Grant application, display the following text: If your name has changed, or you've used an alternate name in school records, enter that name here.
Notes/Constraints:	Question and field moved out of OpenCCC Account and into CCCApply Applications

	Length changed to match new CCCSO MIS first name field. Populates CCCApply applications from the OpenCCC Account database at time of submission.
Revision Log:	December 2021 (v.6.9)

Other/Previous Name: Middle

Data Element:	othermiddlename Note: othermiddlename field does not populate the California College Promise Grant application data.
Description:	Applicant's previous/other middle name.
Type/Format, Length:	char, 50 (Extended character set, allowing hyphens, letters with diacritical marks or accents, etc.)
Values/Response Options:	Text string; may be null
Allows Null:	
Default:	
Storage/Usage:	Stored in database for use in auto population. Included in Account Profile.
Error Validation Checking:	Optional value, but required when: Previous First Name has a value, OR Previous First Name and Previous Last Name have values, UNLESS Applicant selects the "I didn't have a middle name" check box; else error message, "You must enter your previous middle name."
Onscreen Label/Prompt Text:	Previous Middle Name [textbox]
Additional Text:	I didn't have a middle name [check box]
Help:	From OpenCCC Account Help icon: If you previously used a different name than your current legal name, enter your previous middle name (even if it is the same as your current middle name). From OpenCCC Account Help icon for the <i>I didn't have a middle name</i> check box: Check this box only if your previous name did not have a middle name.

	<p>When the applicant clicks the <i>Previous or Alternate Name</i> link in the CCCApply Standard, CCCApply International, and California College Promise Grant applications, display the following text:</p> <p>If your name has changed, or you've used an alternate name in school records, enter that name here</p>
Notes/Constraints:	<p>Question and field moved out of OpenCCC Account and into CCCApply Applications.</p> <p>Length changed to match new CCCSO MIS first name field.</p> <p>Populates the CCCApply applications from the OpenCCC Account database at time of submission.</p>
Revision Log:	December 2021 (v.6.9)

Other/Previous Name: Last

Data Element:	otherlastname
Description:	Applicant's previous/other last name.
Type/Format, Length:	<p>char, 50</p> <p>(Extended character set, allowing hyphens, letters with diacritical marks or accents, etc.)</p>
Values/Response Options:	Text string
Allows Null:	Yes
Default:	None
Storage/Usage:	<p>Stored in database for use in auto population.</p> <p>Included in Account Profile.</p>
Error Validation Checking:	Required user response if Previous First Name is entered or "no first name" box is checked; else error message, "You must enter your previous last name."
Onscreen Label/Prompt Text:	Previous Last/Family Name [textbox]
Help:	<p>From OpenCCC Account Help icon:</p> <p>If you previously used a different name than your current legal name, enter your previous last name.</p> <p>When the applicant clicks the Previous or Alternate Name link in the CCCApply applications, display the following text:</p> <p>If your name has changed, or you've used an alternate name in school records, enter that name here</p>
Notes/Constraints:	<p>Question and field moved out of OpenCCC Account and into CCCApply Applications</p> <p>Length changed to match new CCCSO MIS first name field.</p>
Revision Log:	December 2021 (v.6.9)

Social Security Number

Data Element:	ssn
Description:	Applicant's Social Security number or Taxpayer Identification Number.
Type/Format, Length:	text, 2147483647 Two fields; each 11 characters, numeric plus: format nnn-nn-nnnn Hyphens are not required in input but will be inserted in stored value.
Values/Response Options:	Null or numeric string with hyphens. Encrypted
Allows Null:	Yes. If applicant selects the check box indicating they do not have a social security number or taxpayer identification number or decline to provide one, then the ssn field stores null.
Default:	None
Storage / Usage:	Only one field is stored in database
Error Validation Checking:	<p>Required user response IF <ssn_no> = "Yes, I have a Social Security number or Taxpayer Identification number", else error message, "You must provide your social security number or taxpayer identification number, or select the option indicating you don't have a social security number or taxpayer identification number, or you decline to provide one at this time."</p> <p>Two SSN/TIN entries must match; else error message, "Your social security number or taxpayer identification number entries do not match. Please try again."</p> <p>SSN entries must meet validity check (see below); else error message, "The social security number or taxpayer identification number you entered is invalid. Please re-enter the correct number, or select the option indicating that you don't have a social security number or taxpayer identification number, or you decline to provide one at this time."</p>
Onscreen Label/Prompt Text:	<p>Please enter your 9-digit social security number or taxpayer identification number.</p> <p>Confirm your social security number or taxpayer identification number.</p>
Help:	<p>"Why am I being asked for my social security number?"</p> <p>A Social Security Number (SSN) or Taxpayer Identification Number (TIN/iTIN) is needed to allow California Community Colleges to report tax-related information to the Internal Revenue Service (IRS).</p> <p>However, this reporting is not required with respect to non-U.S. resident students (whether documented or undocumented), students taking non-credit courses, students whose qualified tuition and related expenses are waived or paid with scholarships or paid by an institutional third party including an employer or government agency. (26 C.F.R. Â§ 1.6050S-1.) A SSN or TIN/iTIN is not required when IRS reporting is not required.</p> <p>See Social Security Number: None for further Help text.</p>

Notes/Constraints:	SSN is never displayed to the applicant and cannot be viewed by anyone properly or improperly using the applicant's account. Populated from legacy OpenCCC Account if available from previously submitted application at time of submission.
Revision Log:	December 2021 (v.6.9)

Social Security Number Type

Data Element:	ssn_type
Description:	Indicates the type of identification number being provided: social security number or taxpayer identification number.
Type/Format, Length:	character/numeric, 1
Values/Response Options:	0 = SSN 1 = TIN Null = no response
Allows Null:	
Default:	
Storage/Usage:	
Error Validation Checking:	No error checking. Value is calculated automatically based on the number combination that is entered in the <ssn> input fields.
Onscreen Label/Prompt Text:	
MIS Correlation	
Notes/Constraint:	All validity checks will apply to the <ssn> field, but not the <ssn_type>. If available, populated from legacy OpenCCC Account at time of submission.
Revision Log:	December 2021 (v.6.9)

Social Security Number: None

Data Element:	ssn_no
Description:	Applicant has no social security number or taxpayer identification number or declines to provide it at this time. Populated by the OpenCCC Account value.

Type/Format, Length:	1 character, numeric
Values/Response Options	1 = Yes (checked) 0 = No (not checked)
Allows Null:	
Default:	
Storage/Usage:	Stored in database for use in auto population. Included in Account Profile.
Error Validation Checking	The “No” radio button must be selected if there is no entry for Social Security Number or Taxpayer Identification Number; else error message, “You must provide your social security number or taxpayer identification number, or select the option indicating you don't have a social security number or taxpayer identification number, or you decline to provide one at this time.” If the radio button for “No, I do not have a social security number or taxpayer identification number, or I decline to provide one at this time.” is selected: Conditionally hide the SSN fields Conditionally display an informational message (see Additional Text, below) Conditionally display the check box for noncredit, undocumented or international student, or nonresident alien (see Additional Text, below and the ssn_exception field details)
Onscreen Label/Prompt Text	“Do you have a social security number or taxpayer identification number?” [] Yes, I have a social security number or taxpayer identification number. [] No, I do not have a social security number or taxpayer identification number, or I decline to provide one at this time.
Additional Onscreen Text	Under the “Social Security Number” header: The Social Security Number (SSN) or Taxpayer Identification Number (TIN/iTIN) is used by the college as a means of matching student records, facilitating federal financial aid, and reporting tax-related information to the Internal Revenue System (IRS). However, it is not required for admission. The Why am I being asked for my social security number? Link displays this text in the Help window: A Social Security Number (SSN) or Taxpayer Identification Number (TIN/iTIN) is needed to allow California Community Colleges to report tax-related information to the Internal Revenue Service (IRS). However, this reporting is not required with respect to non-U.S. resident students (whether documented or undocumented), students taking non-credit courses, students whose qualified tuition and related expenses are waived or paid with scholarships or paid by an institutional third party including an employer or government agency. (26 C.F.R. Â§ 1.6050S-1.) An SSN or TIN/iTIN is not required when IRS reporting is not required. Informational Text (displays when you select the “No” radio button):

	<p>Just Remember...</p> <p>Providing a social security number or taxpayer identification number is not required with respect to non-U.S. resident students (whether documented or undocumented), students taking noncredit courses, students whose qualified tuition and related expenses are waived or paid with scholarships or paid by an institutional third party including an employer or government agency. (26 C.F.R. Â§ 1.6050S-1.) An SSN or TIN/iTIN is not required when IRS reporting is not required.</p> <p>Check this box if you are a student enrolled exclusively in noncredit courses, an undocumented student, an international student, a nonresident alien, or another exception and do not have a social security number or taxpayer identification number.</p>
Notes/Constraints:	AB46 and other legislation prohibit requirement of Social Security Number for admission or student record-keeping. While the colleges and many educational agencies remain reliant on SSN as the only reliable unique identifier of a student, the applicant must have the option not to provide it.
Revision Log:	December 2021 (v.6.9)

Social Security Number: Other Exception

Data Element:	ssn_exception
Description:	Applicant is an international student, nonresident alien, or other exception and has no social security number or taxpayer identification number.
Data Type/Format:	boolean Default value: false
Values/Response Options::	1 = Yes (checked) 0 = No (not checked)
Allows Null:	
Default:	
Storage/Usage:	Stored in database for use in auto population.
Error Validation Checking:	None; optional field.
Onscreen Label/Prompt Text	[Checkbox] Check this box if you are a student enrolled exclusively in noncredit courses, an undocumented student, an international student, a nonresident alien, or another exception and do not have a social security number or taxpayer identification number.

Notes/Constraints:	<p>This check box only appears if an applicant selects the check box for "Check this box if you do not have a Social Security Number or Taxpayer Identification Number, or decline to provide one at this time." This check box allows international students to further indicate that they do not have an SSN or TIN.</p> <p>AB46 and other legislation prohibit requirement of Social Security Number for admission or student record-keeping. While the colleges and many educational agencies remain reliant on SSN as the only reliable unique identifier of a student, the applicant must have the option not to provide it.</p> <p>Due to recent IRS penalties levied against California community colleges for failing to provide, or providing invalid, social security or taxpayer identification numbers, CCCCCO Legal advises compliance with IRS Requirements for Collecting SSN/ TINs (IRS p. 1758) – which includes displaying specific regulations/restrictions “to every student in attendance”- including those not required to provide a SSN/TIN or are not eligible to obtain one (see Exceptions). Statement to students includes what is being collected and provided to the IRS and why, and the admonishments/ penalties for not providing one/valid number. SSN Encouragement language contains reiteration of “statement” with additional confirmation checkbox or “click here to confirm acknowledgement of receipt of information.”</p>
Revision Log:	December 2021 (v.6.9)

Dependent of Parent/Guardian

Data Element:	dependent_status
Description:	Whether the applicant is a minor and subject to the care and control of a guardian per residency law, or if not, whether the applicant is a non-minor or an independent minor.
Type/Format, Length:	bpchar, 1
Values/Response Options:	<p>1 = Applicant is dependent. = Selected “None of the statements above is true about me.”</p> <p>2 = Applicant is under 19 and independent. = Selected “At least one of these statements is true about me”.</p> <p>3 = Applicant is 19 or older and therefore independent. = (The applicant is not a minor and was not presented with the parent/guardian questions).</p>
Allows Null:	No
Default:	<p>3</p> <p>(If the applicant is 19 yro or older, the question does not appear to the applicant; thus, null value is stored.)</p>

Storage/Usage:	<p>Used to determine if a “minor” applicant, under age 19, is <i>dependent</i> on a parent or guardian, or <i>independent</i> for establishing residency for tuition purposes, and/or under the “care and control” of a legal guardian.</p> <p>If this field = 1, parent/guardian questions are asked and many residency-related questions are reworded to refer to parent/guardian rather than “you”.</p>
Conditions:	<p>Appears only if the applicant will be under age 19 at RDD.</p>
Onscreen Label/Prompt Text:	<p>Select the statement that applies to you:</p> <p><input type="checkbox"/> I have a <u>parent</u> or <u>guardian</u>.</p> <p><input type="checkbox"/> I was in <u>foster care</u> at any time after my 13th birthday.</p> <p><input type="checkbox"/> I do not have a parent or guardian, or at least one of the following statements is true about me:</p> <ul style="list-style-type: none"> • I do not have a living parent or guardian • I am or have been married • I am legally <u>emancipated</u> • As of <rdd>, I will be on active duty in the armed services • As of <rdd>, I will have been <u>self-supporting</u> for at least one year
Additional Text:	<p>Determining your California residency for tuition purposes is based on the residency of your parent(s) or guardian(s) until you are 19 years of age, except in <u>certain special circumstances</u>. Nonresident students who meet eligibility requirements may apply for nonresident tuition exemption (AB540).</p>
Help:	<p>By California law, qualification for resident tuition is based on the residency of your parent(s) or guardian(s) until you are 19 years of age, except in certain special circumstances.</p> <p>The Parent/Guardian Information question is used to determine whether or not you need to provide information about a parent or guardian for the purposes of determining residency.</p> <p>If you are under the age of 19 and have at least one parent or guardian, select the option “I have a parent or guardian” and enter the information in the text input fields.</p> <p>If you do not have a parent or guardian, or if any of the bulleted statements are true about you, or if you have been in foster care at any time after your 13th birthday, select the appropriate option and continue to the next question.</p> <p>Your response will not affect your admission to college.</p> <p>This information is protected by federal and state laws and will not be shared or used outside of the admission process.</p>
Field Error Check:	<p>None</p>

Page Error Check:	Required selection; else error message, “You must select one of the options related to your parent or guardian status.”
Notes:	<p>This question determines whether the applicant will be under 19 on RDD is subject to care and control of guardian for purposes of determining residency. For residency purposes (unlike in general law), a minor is defined as someone under 19 years of age.</p> <p>General law identifies a ‘minor’ as a person under age 18; however, the “Evidence of Intent” rules in the Student Attendance Accounting Manual (Chapter 2), based on Title 5 section 54024, specifies ‘under 19 years’ as the differentiating criterion, superseding general law.</p>
Revision Log:	December 2021 (v.6.9)

Parent/Guardian First Name

Data Element:	pg_firstname
Description:	Applicant’s response to conditional question for Parent/Guardian First Name
Type/Format, Length:	varchar, 20
Values/Response Options:	Text string up to 20 characters
Allows Null:	Yes
Default:	None
Storage/Usage:	
Field Error Check:	None
Page Error Check:	None: optional response
Conditions:	Only displayed if previous response indicates the person is under 19 and not independent.
Onscreen Label/Prompt Text:	First Name [textbox]
Additional Onscreen Text:	Enter the name of your parent or guardian below
Help Text:	Enter the first name of one parent or guardian. If you have two parents or guardians, you can choose either one.

Notes:	Does not appear if the applicant is under 19 years of age.
Revision Log:	December 2021 (v.6.9)

Parent/Guardian Last Name

Data Element:	pg_lastname
Description:	Applicant's response to conditional question for Parent/Guardian Last Name
Type/Format, Length:	varchar, 25
Values/Response Options:	Text string up to 25 characters
Allows Null:	Yes
Default:	None
Storage/Usage:	
Field Error Check:	None
Page Error Check:	Required response; else error message, "You must provide the last name of your parent or guardian."
Conditions:	Only displayed if previous response indicates the person is under 19 and not independent.
Onscreen Label/Prompt Text:	Last Name [textbox]
Additional Onscreen Text:	Enter the name of your parent or guardian below.
Help:	Enter the last name of one parent or guardian. If you have two parents or guardians, you can choose either one.
Notes:	Does not appear if the applicant is under 19 years of age.
Revision Log:	December 2021 (v.6.9)

Parent/Guardian Relationship

Data Element:	pg_rel
---------------	--------

Description:	Applicant's response to conditional question for Parent/Guardian Relationship
Type/Format, Length:	bpchar, 1
Values/Response Options:	M = Mother F = Father G = Guardian Null = No response (question not asked)
Allows Null:	Yes
Default:	None
Storage/Usage	
Field Error Check:	None
Page Error Check:	Required selection; else error message, "You must specify the relation of your parent or guardian to you."
Conditions:	Only displayed if previous response indicates 'I am under the care and control of a parent or guardian'.
Onscreen Label/Prompt Text:	Relationship [menu]
Additional Text:	
Notes:	personal_info table
Revision Log:	

Current Mailing Address Information

Mailing Address: Street

Data Element:	streetaddress1, streetaddress2
Description:	Applicant's response to Mailing Address, Street
Type/Format, Length:	Two elements; each varchar, 50
Value/Response Options:	Text string
Allows Null:	streetaddress1: No streetaddress2: Yes
Default:	None
Storage/Usage:	A U.S. street address will be 'normalized' by CASS software whenever possible.
Field Error Check:	None
Page Error Check:	The first textbox cannot be null; else error message, "For your Mailing Address, you must provide your street address."
Conditions:	Hidden if Mailing Address Same As Permanent is checked.
Onscreen Label/Prompt Text:	Street Address or P.O. Box [textbox]
Additional Text:	Include apartment number or suite
Help:	Enter your street address including apartment or suite number, or a P.O. Box.
Notes:	PO Boxes for mailing addresses are allowed. Contact table. contact: streetaddress1 and streetaddress2 ('streetaddress'1 populates from first textbox, 'streetaddress2' from second)
Revision Log:	

Mailing Address: City

Data Element:	city
Description:	Applicant's response to Mailing Address, City
Type/Format, Length:	varchar, 50
Values/Response Options:	Text string
Allows Null:	No
Default:	None
Storage/Usage:	A U.S. city name will be 'normalized' by CASS software whenever possible.
Onscreen Label/Prompt Text:	City [textbox]
Conditions:	Hidden if Mailing Address Same As Permanent is checked.
Field Error Check:	None
Page Error Check:	Cannot be null; else error message, "For your Mailing Address, you must provide the City."
Help:	Enter the city or town name.
Revision Log:	

Mailing Address: State

Data Element:	state
Description:	Applicant's response to Mailing Address, State
Type/Format, Length:	bpchar, 2
Values/Response Options:	Menu of U.S. states, territories, etc. USPS abbreviation
Allows Null:	Yes, only if Country is not U.S.
Default:	None
Conditions:	Hidden if Mailing Address Same As Permanent is checked. Replaced by field for Non-U.S. State/Province if Mailing Address Outside U.S. is checked.
Storage/Usage:	
Field Error Check:	None

Page Error Check:	Required selection; else error message, “For your Mailing Address, you must select the State.”
Onscreen Label/Prompt Text:	State [textbox]
Notes:	contact table

Mailing Address: Non-USA Province

Data Element:	nonusaprovince
Description:	Applicant’s response to Mailing Address, State/Province (non-US address)
Type/Format, Length:	varchar, 30
Values/Response Options:	Text string up to 30 characters, or null.
Allows Null:	Yes
Default:	None
Storage/Usage:	
Conditions:	Hidden if Mailing Address Same As Permanent is checked. Appears only if Mailing Address Outside U.S. is checked.
Field Error Check:	None
Page Error Check:	None
Onscreen Label/Prompt Text:	State/Province [text box]
Help:	Enter the name of the state or province in your mailing address. Leave blank if your mailing address does not include a state or province.
Revision Log:	

Mailing Address: Postal Code

Data Element:	postalcode
Description:	Applicant’s response to Mailing Address, ZIP Code or Postal Code (non-U.S. address) ZIP Code displays for U.S. addresses; Postal Code displays for non-U.S. addresses.

Type/Format, Length:	varchar 20
Values/Response Options:	Text string up to 20 characters If US, format will be 'nnnnn' or 'nnnnn-nnnn' Numeric value in format nnnnn, nnnnnnnnn, or nnnnn-nnnn.
Allows Null:	
Default:	None
Storage/Usage:	
Conditions:	Hidden if Mailing Address Same As Permanent is checked. Replaced by field for Postal Code if mailing address outside of the United States is selected.
Field Error Check:	Must be in format 'nnnnn' or 'nnnnn-nnnn' or 'nnnnnnnnn'; else error message, "The ZIP Code must be 5 or 9 digits." If entered value is formatted nnnnnnnnn, it will be changed to nnnnn- nnnn.
Page Error Check:	Required selection; else error message, "For your Mailing Address, you must provide the ZIP Code."
Onscreen Label/Prompt Text:	ZIP Code [textbox] Non-U.S. Postal Code [text box]
Help:	Enter your 5-digit or 9-digit ZIP code.
Notes:	In the future, some form of CASS validation will occur unless Mailing Address Outside U.S. is checked; details TBD. This data element is used to store either US ZIP code or non-US postal code
Help:	Enter the postal code for your mailing address. Leave blank if your address does not include a postal code.
Notes:	A U.S. ZIP Code will be corrected by CASS software whenever necessary. contact table
Revision Log:	

Mailing Address: Country

Data Element:	Country Note: contact: country (This data element defaults to US for U.S. addresses.)
Description:	For non-US addresses, applicant's response to Mailing Address, Country
Type/Format, Length:	bpchar, 2

Values/Response Options:	Menu of non-U.S. countries, per ISO.
:	ISO 3166 International Standard for country codes Alpha-2 code (officially assigned)
Allows Null:	No
Default:	US
Conditions:	Hidden if Mailing Address Same As Permanent is checked. Appears only if Mailing Address Outside U.S. is checked.
Field Error Check:	None
Page Error Check:	Required selection; else error message, "For your Mailing Address, you must select the Country."
Onscreen Label/Prompt Text:	Country [menu]
Notes:	Country is asked only for non-US addresses; must default to US when Country is not asked. contact table
Revision Log	

Mailing Address: Same as Permanent

Data Element:	address_same
Description:	Records whether or not applicant has checked the box indicating that the mailing address is the same as the permanent address
Type/Format, Length:	boolean, 1
Values/Response Options:	Checked / Unchecked 1 = True/Yes 0 = False/No
Allows Null:	No
Default:	None
Storage/Usage:	

Conditions:	Always
Field Error Check:	None
Page Error Check:	None
Onscreen Label/Prompt Text:	[checkbox] My Mailing Address is the same as the Permanent Address in my OpenCCC Account above
Additional Text:	None
Help	Check this box if your current mailing address is the same as your permanent home address that you provided in your OpenCCC Account..
Notes:	contact table
Notes:	Checking this box causes the rest of the mailing address questions to be hidden, and the mailing address fields to be populated from the corresponding permanent address fields. Unchecking the box causes the rest of the mailing address questions to reappear.
Revision Log	

Mailing Address outside U.S.

Data Element:	non_us_address
Description:	Checkbox indicating if user's current mailing address is outside the U.S.
Type/Format, Length:	boolean, TRUE or FALSE
Values/Response Options:	Checked / Unchecked
Conditions:	Hidden if Mailing Address Same As Permanent is checked.
Field Error Check:	None
Page Error Check:	None
Onscreen Label/Prompt Text:	[checkbox] My current Mailing Address is outside the United States.

Help:	A <i>Confirmation</i> dialog box displays when the applicant selects the "My current mailing address is outside the United States " check box. The dialog box messaging displays: "My mailing address is outside the United States." followed by <i>Yes</i> and <i>No</i> radio buttons (the <i>No</i> radio button is selected by default). After selecting either <i>Yes</i> or <i>No</i> the applicant must click Continue to close the dialog box and can then continue their application.
Notes:	Clearing the check box toggles the fields back to <i>State</i> and <i>ZIP Code</i> .
Revision Log	

No Mailing Address - Homeless

Data Field	<no_mailing_address_homeless>
Description	Applicant indicates here if they do not have a current mailing address because they are homeless.
Type/Format, Length	String Checkbox 0 = No/False; 1 = Yes/True
Values/Response Options:	Checked / Unchecked
Condition	Only display IF <no_perm_address_homeless> is not empty (True or Yes). Display in Apply, BOG, and International. Optional response. IF <no_perm_address_homeless> is unchecked (No) then do not display <no_mailing_address_homeless> in Apply, BOG, International; IF <non_us_address> is not empty (True or Yes), then do not display <no_mailing_address_homeless> in Apply, BOG. If user is under 25 years of age, and checks <no_mailing_address_homeless> checkbox (Yes or True) then display a confirmation and require a response. See "Pop-up Help" below.
Field Error Check:	None
Page Error Check:	None
Input Rules	If checkbox is NOT EMPTY, then hide/replace checkbox field in Current Mailing: "My current mailing address is the same as my permanent address in my OpenCCC account above." with new checkbox and data field: <no_mailing_address_homeless> on all applications: Apply, BOG, and IA): remove validation in current mailing address fields and zip up fields from view. Check/Uncheck toggles the display of the Mailing Address data fields and display of the "My current mailing address is the same as my permanent address in my OpenCCC Account" checkbox.

Onscreen Label/Prompt Text	[checkbox] I have no current mailing address because I am currently homeless.
Notes	Implementation approved by Steering per state mandate AB801 Homeless Youth
Help:	<p>If User is under 25 years of age, a <i>Confirmation</i> dialog box displays when the applicant selects the "I have no current mailing address because I am currently homeless" <no_mailing_address_homeless> check box. The dialog box messaging displays:</p> <p>Confirmation:</p> <p>I confirm that I have no current mailing address because I am currently homeless.</p> <p>[Radio button] Yes - I'm homeless and I have no current mailing address.</p> <p>[Radio button] No - I need to update my current mailing address.</p> <p>After selecting either <i>Yes</i> or <i>No</i> the applicant must click Continue to close the dialog box and can then continue their application.</p>
Revision Log	

Education

The tables in this section show the fields that are populated from the Personal Information tab of the CCCApply standard application.

Enrollment Status

Data Element:	enroll_status
Description:	Applicant's response to <i>College Enrollment Status</i> question
Type/Format, Length:	bpchar, 1
Values:	<p>1 = First-time student in college (after leaving high school)</p> <p>2 = Transfer student from another college</p> <p>3 = Returning student to this college after absent for a main term</p> <p>Y = Enrolling in high school (or lower grade) and college at the same time</p> <p>Z = Adult school student in a high school diploma or equivalency program</p>
Allows Null:	No
Default:	None
Storage/Usage:	Correlates to MIS SB15

Notes:	education table
Onscreen Label/Prompt Text:	As of <RDD>, I will have the following college enrollment status: [menu]
Conditions:	Always
Additional Text:	If a student is applying for a term that starts in May or June, then the College Enrollment Status and the High School Education labels have "as of 7/1/<RDD year>" listed.
Values/Response Options:	<p>First-time student in college (after leaving high school)</p> <p>First time at this college; have attended another college</p> <p>Returning student to this college after absent for a main term</p> <p>Enrolling in high school (or lower grade) and college at the same time</p> <p>Adult school student in a high school diploma or equivalency program</p>
Help:	Select the response that best indicates your college enrollment status on <date>
Field Error Check:	None
Page Error Check:	Required selection; else error message, "You must select your College Enrollment Status."
	<p>If (RDD minus <birthdate>) => 22 years, then do not display the response option "Y = Enrolling in high school (or lower grade) and college at the same time".</p> <p>Cannot be "First-time student in college" if college degree is indicated in "Higher education level" field; else error message, "You cannot have a College Enrollment Status of 'First-time student in college' if you have received an associate or bachelor's degree."</p> <p>If College Enrollment Status is "Enrolling in high school (or lower grades) and college at the same time", then High School Education Level must be "Enrolled in college and high school (or lower grades) at the same time"; else error message, "Answers to College Enrollment Status and High School Education Level do not agree: please fix one or the other."</p>
Notes:	<p>Correlates to MIS SB15.</p> <p>Note: Per SB11, If student is 22 years or older at <RDD> they are prohibited from enrolling in high school or lower grade in California. Steering Committee approved request to remove the response option, "Enrolling in high school (or lower grade) and college at the same time" from the drop down menu to minimize errors in classification.</p>
Revision Log:	<p>May 2022 – Revised the onscreen text for response option (Z); approved by Advisory committee.</p> <p>December 2020 – Added new data value (Z) to comply with SB554 (MIS SB15)</p> <p>June 2019 – added skip logic to hide the College Education Level and Colleges Attended section if the college enrollment status is "First time in college (after leaving high school)".</p>

High School Education Level

Data Element:	hs_edu_level
Description:	Applicant's response to High School Education Level question
Type/Format, Length:	bpchar, 1
Values:	<p>3 = Received high school diploma from U.S. school</p> <p>4 = Passed a high school equivalency test and received a certificate of high school equivalency</p> <p>5 = Received a Certificate of California High School Proficiency</p> <p>6 = Received a diploma/certificate of graduation from a Foreign secondary school</p> <p>1 = Will be enrolled in high school (or lower grade) and college at the same time</p> <p>7 = Will be enrolled in adult school and authorized to enroll in college at the same time</p> <p>2 = Currently enrolled in adult school</p> <p>0 = Not a graduate of, and no longer enrolled in high school</p>
Allows Null:	No
Default:	None
Storage/Usage:	
Notes:	SB11, SB15
Onscreen Label/Prompt Text:	High School Education Level as of <RDD, or 'July 1, RDDyear' if RDDmonth is May or June> [menu]
Conditions:	Always
Additional Text:	If a student is applying for a term that starts in May or June, then the College Enrollment Status and the High School Education labels have "as of 7/1/<RDD year>" listed.
Values/Response Options:	<p>Received high school diploma from U.S. school</p> <p>Passed a high school equivalency test and received a certificate of high school equivalency</p> <p>Received a Certificate of California High School Proficiency</p> <p>Received a diploma/certificate of graduation from a Foreign secondary school</p> <p>Will be enrolled in high school (or lower grade) and college at the same time</p> <p>Will be enrolled in adult school and authorized to enroll in college at the same time</p> <p>Currently enrolled in adult school</p> <p>Not a graduate of, and no longer enrolled in high school</p>
Help	Select the High School Education Level you will have attained when you enroll.
Field Error Check:	None
Page Error Check:	<p>Required selection; else error message, "You must select your High School Education Level."</p> <p>If (RDD minus <birthdate>) => 22 years, then do not display the option "1 = Will be enrolled in high school (or lower grade) and college at the same time".</p> <p>If High School Education Level is 'Will be enrolled in high school (or lower grade) and college at the same time', then College Enrollment Status must be 'Enrolling in high school (or lower grade) and</p>

	<p>college at the same time'; else error message, "Your responses to the Enrollment Status and High School Education Level questions are contradictory. Please fix one or the other."</p> <p>If High School Education Level is "Enrolled in high school (or lower grades) and college at the same time", then Higher Education Level cannot be "Received an associate degree" or "Received a bachelor's degree or higher"; else error message, "Your responses to the High School Education Level and College Education Level questions are contradictory. Please fix one or the other."</p> <p>If High School Education Level is "Will be enrolled in adult school and authorized to enroll in college at the same time", then College Enrollment Status must be "Enrolling in adult school and authorized to enroll in college at the same time", else error message, "Your responses to the College Enrollment Status and High School Education Level questions are contradictory. Please fix one or the other."</p>
Notes:	<p>Relates to SB11.</p> <p>Note: If student is 22 years or older at <RDD> they are prohibited from enrolling in high school or lower grade in California. Steering Committee approved request to remove the response option, "Will be enrolled in high school (or lower grade) and college at the same time" from the drop down menu to minimize errors in classification.</p> <p>education table</p>
Revision Log	

High School Completion Date

Data Element:	hs_comp_date
Description:	Applicant's response to High School Completion Date question
Type/Format, Length:	date, 10 (data format is yyyy-mm-dd)
Values:	Valid date
Allows Null:	Yes
Default:	None
Storage/Usage:	
Onscreen Label/Prompt Text:	High School Completion Date Month [menu] Day [menu] Year [textbox] yyyy
Conditions:	<p>Appears only if High School Education Level is one of the following:</p> <p>3 = Received high school diploma from U.S. school</p> <p>4 = Passed the GED, or received a High School Certificate of Equivalency</p> <p>5 = Received a Certificate of California High School Proficiency</p>

	6 = Received a diploma/certificate of graduation from a Foreign secondary school
Additional Text:	"If unsure of the exact day, please estimate."
Values/Response Options:	Valid date
Pop-Up Help:	None
Field Error Check:	<p>Date must be before "July 1, RDDYear" if RDDmonth is May or June; else error message "Your High School Completion Date cannot be after 06/30/<year of RDD>. Please correct the completion date and/or your High School Education Level."</p> <p>Year must be after 1900; else error message, "You must enter a 4-digit year after 1900."</p> <p>Day must be valid for month; else error message, "The day you selected is not valid for the month you selected."</p> <p>If mm/dd is February 29, year must be a leap year; else error message, "The day you selected is not valid for the year you entered."</p>
Page Error Check:	<p>Required selection; else error message, "You must specify your High School Completion Date. If unsure of the exact day, please estimate."</p> <p>Date must be after Date of Birth; else error message, "Your High School Completion Date cannot be before your date of birth; please correct."</p> <p>Date must be on or before RDD; else error message, "Your High School Completion Date cannot be after <RDD >. Please correct the date and/or your High School Education Level."</p> <p>If term applied for starts in either May or June in the same year as the applicant's hs_comp_date, then the hs_comp_date must be before RDD or before July 1, 'RDDYear'; else error message: "Your High School Completion Date cannot be after <RDD >. Please correct the completion date and/or your High School Education Level."</p>
Notes:	<p>The HS Completion date can be after the <current date>, but should be before the Residency Determination Date <RDD>, which is the day before the Term start date <term:start_date>.</p> <p>Each term has a unique <RDD>. The <RDD> is based on the term:start_date which is configured by the college in the Terms tab in the Administrator. The <RDD> appears in the question prompt text for all fields that are used in the Residency algorithm. High School students</p> <p>Applying to a term that begins after they graduate (or equivalent) should be advised to read and understand the <RDD> carefully and answer questions according to that date and not the current date, which is a common oversight.</p>
Revision Log	

Higher Education Level (College)

Data Element:	higher_edu_level
Description:	Applicant's response to College Education Level question
Type/Format, Length:	bpchar, 1
Values:	X = No degree 7 = Received an associate degree 8 = Received a bachelor's degree or higher Null = No response
Allows Null:	Yes
Default:	None
Storage/Usage:	
Onscreen Label/Prompt Text:	College Education Level as of <RDD> [menu]
Conditions:	Hidden by default; Display if "College Enrollment Status" <enroll_status> is: "2 = Transfer student from another college (Keep existing logic)" OR "3 = Returning student to this college after absent for a main term" OR "Y = Enrolling in high school (or lower grade) and college at the same time" "Z = Enrolling in adult school and authorized to enroll in college at the same time." ELSE do not display hidden college questions.
Additional Text:	None
Values/Response Options:	X = No degree 7 = Received an associate degree 8 = Received a bachelor's degree or higher <null> No response
Pop-Up Help:	None
Field Error Check:	None

Page Error Check:	Optional response. May not specify a lower education level than any Degree Type indicated in the 'Colleges Attended' section; else error message, "For College/University 1, you selected a Degree Received that is a higher degree level than you indicated in your response to College Education Level. Please fix the incorrect response."."
Notes:	Higher Ed Level can specify a higher degree than the highest "Degree" type at a College Attended because the degree might be from a college not listed. education table
Revision Log:	

Higher Education Completion Date

Data Element:	higher_comp_date
Description:	Applicant's response to Higher Ed Degree Date question
Type/Format, Length:	date, 10 (yyyy-mm-dd format)
Values:	Valid date
Allows Null:	Yes
Default:	None
Storage/Usage:	
Notes:	education table
Onscreen Label/Prompt Text:	College Degree Date Month [menu] Day [menu] Year [textbox] yyyy
Conditions:	Appears only if Higher Education Level is one of the following: Received an associate degree Received a bachelor's degree or higher
Additional Text:	"If unsure of the exact day, please estimate."
Values/Response Options:	Valid date
Pop-Up Help:	None
Field Error Check:	Year must be after 1900; else error message, "You must enter a 4-digit year after 1900." Day must be valid for month; else error message, "The day you selected is not valid for the month you selected."

	If mm/dd is February 29, year must be a leap year; else error message, "The day you selected is not valid for the year you entered."
Page Error Check:	<p>Required selection; else error message, "You must specify your College Degree Date. If unsure of the exact day, please estimate."</p> <p>Date must be after Date of Birth; else error message, "Your College Degree Date cannot be before your date of birth; please correct."</p> <p>Date must be before RDD; else error message, "Your College Degree Date cannot be after <RDD >. Please correct the date and/or your Higher Education Level."</p> <p>Cannot be before High School Completion Date; else error message, "Your High School Completion Date cannot be after your College Degree Date."</p> <p>Please fix the incorrect date."</p>
Notes:	None
Revision Log:	

Highest Education Level

Data Element:	highest_edu_level
Description:	System-generated field Applicant's highest education level based on their Higher Education or High School Education responses.
Type/Format, Length:	bpchar, 5
Values:	<p>If higher_edu_level = 7 or = 8, then first character = higher_edu_level; else first character = hs_edu_level.</p> <p>If higher_edu_level = 7 or = 8, then final four characters = yyyy from higher_comp_date; else final four characters = yyyy from hs_comp_date (0000 if null)</p>
Allows Null:	No
Default:	None
Storage/Usage:	Correlates to MIS SB11
Notes:	<p>education table</p> <p>System-generated field (derived) between the High School Education Level and Higher Education Level (College) – whichever is highest.</p>

Revision Log	
--------------	--

Graduated From California High School

Data Element:	cahs_graduated
Description:	Applicant's response to Graduated from a California High School question
Type/Format, Length:	boolean, 1
Values:	1 = True/Yes 0 = False/No
Allows Null:	No
Default:	None
Storage/Usage:	A factor in AB540 Waiver eligibility
Notes:	education table
Onscreen Label/Prompt Text:	Did you receive your diploma, GED, or certificate in California? Yes [radio button] No [radio button]
Conditions:	Appears only if High School Education Level is one of the following: Received high school diploma from U.S. school Passed the GED, or received a High School Certificate of Equivalency
Additional Text:	None
Values/Response Options:	As shown in Question Text.
Pop-Up Help:	None
Field Error Check:	None
Page Error Check:	Required user response; else error message, "You must select Yes or No to specify whether or not you have received a diploma or certificate of completion from a California high school, or a California High School Certificate of Equivalency (GED)."
Notes:	Defaults to 'No' when question is not asked.

	Automatically set this to 'Yes' when High School Ed level = 5.
Revision Log:	

Attended California High School for Three Years

Data Element:	cahs_3year
Description:	Applicant's response to Attended California High School for Three Years question
Type/Format, Length:	boolean, 1
Values:	1 = True/Yes 0 = False/No
Allows Null:	No
Default:	None
Storage/Usage:	A factor used in AB540 Waiver eligibility algorithm
Notes:	education table
Onscreen Label/Prompt Text:	Have you attended high school in California for three or more years? Yes [radio button] No [radio button]
Conditions:	Appears only if High School Education Level is one of the following: Received high school diploma from U.S. school Passed the GED, or received a High School Certificate of Equivalency Received a Certificate of California High School Proficiency
Additional Text:	None
Values/Response Options:	As shown in Question Text.
Pop-Up Help:	None
Field Error Check:	None

Page Error Check:	Required user response; else error message, “You must select Yes or No to specify whether or not you attended high school in California for three or more years.”
Notes:	<p>Used in AB540 Waiver algorithm.</p> <p>Homeschooled students are not eligible for the AB540 exemption if instruction was provided by a tutor or other person (including the student’s parents) who did not have a valid California teaching credential, or was not affiliated with a state approved home-schooling program.</p> <p>From CCCCO Legal Advisory 07-01: “Home schooling is instruction by a tutor or other person (including the student’s parent) who does not have a valid California teaching credential.</p> <p>Local high schools are charged with determining whether to accept home schooling as valid attendance. Therefore, community college districts that are asked to consider home schooling as high school attendance for purposes of granting the exemption should confer with the public high school the student would have attended if not home schooled. If that high school accepts or would accept home schooling as valid high school attendance, the community college should also accept it for purposes of assessing whether the student can demonstrate three years of high school attendance.”</p>
Revision Log	

High School Attendance (Last High School Attended)

Data Element:	hs_attendance
Description:	Applicant’s response to Current or Most Recent High School Attended question
Type/Format, Length:	smallint, 1
Values/Response Options:	<p>1 = I attended high school.</p> <p>2 = I was homeschooled in a registered homeschool organization?</p> <p>3 = I was independently homeschooled.</p> <p>4 = I did not attend high school or adult school and was not homeschooled.</p> <p>5 = I attended an adult school.</p>
Allows Null:	No
Default:	None
Storage/Usage:	
Onscreen Label/Prompt Text:	<p>Current or Most Recent High School Attended</p> <p>Spanish: <i>Escuela preparatoria actual o más reciente a la que asistió</i></p>
Conditions:	Always
Additional Text:	None

Response Menu Options:	<p>I attended high school.</p> <p>I attended an adult school.</p> <p>I was homeschooled in a registered homeschool organization.</p> <p>I was independently homeschooled.</p> <p>I did not attend high school or adult school and was not homeschooled.</p>
Help:	<p>"Select the response that best indicates the current or most recent high school or adult school attended."</p> <p>Spanish: "Seleccione la respuesta que mejor indique la escuela preparatoria o escuela para adultos actual o más reciente a la que asistió."</p>
Field Error Check:	None
Page Error Check:	<p>Required selection; else error message, "You must select one of the options under Last School Attended."</p> <p>Must not be 'I did not attend high school' or 'I was homeschooled in a registered homeschool organization' or 'I was independently homeschooled' if High School Education Level is 'Received high school diploma from U.S. school' or 'Received a diploma/certificate of graduation from a Foreign secondary school'; else error message, "Your responses to the High School Education Level and High School Attendance questions are contradictory. Please fix one or the other."</p> <p>Must be 'I attended high school' or 'I was homeschooled in a registered homeschool organization' if Attended California High School for Three Years is 'Yes'; else error message, "One of your answers states that you attended a California high school for three years, but another states that you did not attend high school. Please fix these conflicting answers."</p> <p>Must be "5 - I attended adult school" if High School Education Level is "Will be enrolled in adult school and authorized to enroll in college at the same time"; else error message, "Your responses to the High School Education Level and Last School Attended questions are contradictory. Please fix one or the other."</p>
Notes:	Note: The data elements home_schooled and hs_not_attended are no longer used. They were replaced with hs_attendance.
Revision Log:	<p>May 2022 – Revised the onscreen question/section label from <i>Last School Attended</i> to <i>Current or Most Recent High School Attended</i>. Change approved by CCCApply Advisory committee.</p> <p>November 2020 (v.6.8.0) revised format from radio button to menu and revised question label and validation language to "Last School Attended". Added new response option for "I attended an adult school" in English & Spanish.</p>

Last School Attended: Country

Data Element:	hs_country
Description:	Applicant's response to question for Last School Attended: Country

Type/Format, Length:	bpchar, 2
Values:	ISO country code
Allows Null:	No
Default:	None
Storage/Usage:	Disables High School Finder if not US
Notes:	Defaults to US on application education table
Onscreen Label/Prompt Text:	Country [menu]
Conditions:	Appears if options: "1 = I attended high school; 2 = I attended a homeschool organization" or "5 = I attended an adult school" is selected.
Additional Text:	None
Values/Response Options:	Menu of countries per ISO, United States at top. Defaults to United States.
Help:	Please select the country of the last school you attended.
Field Error Check:	None
Page Error Check:	If High School Education Level is "3 - Received high school diploma from U.S. school", then Country must be U.S.; else error message, "The country of your Last School Attended does not match your response to High School education level. Please fix one or the other." If High School Education Level is "6 - Received a diploma/certificate of graduation from a Foreign secondary school", then Country must not be U.S.; else error message, "The Country of your Last School Attended does not match your response to High School education level. Please fix one or the other."
Notes:	This is a rare menu field that has a default selection.
Revision Log	

Last School Attended: State

Data Element:	hs_state
Description:	Applicant's response to question for Last School Attended: State

Type/Format, Length:	bpchar, 2
Values/Response Options:	Menu of U.S. states, territories, etc., with California at top. Defaults to “Select a State”. USPS state code
Allows Null:	Yes, only if Country is not US
Default:	None
Storage/Usage:	
Field Error Check:	None
Page Error Check:	Required. Error message is “Please select a state”.
Onscreen Label/Prompt Text:	State [menu]
Conditions:	Appears if Country is United States.
Additional Text:	None
Help:	Please select the state of the last school you attended.
Notes:	Defaults to US on application
Revision Log	

Last School Attended: Name

Data Element:	hs_name
Description:	Applicant’s response to question for Last School Attended: Name
Type/Format, Length:	varchar, 30
Values/Response Options:	Text string up to 30 characters None: populated by School Finder or manual entry.
Allows Null:	No
Default:	None
Storage/Usage:	User is prompted to enter their school name and/or city in the school search box.
Field Error Check:	None

Page Error Check:	None
Conditions:	Appears if Country is United States, and hs_attendance is 1 = I attended high school or 2 = I was homeschooled in a registered homeschool organization or 5 = I attended an adult school
Onscreen Label/Prompt Text:	"Enter the name or city of the last school or homeschool you attended. Then make a selection from the list."
Additional Text	School or Organization
Help (Name)	"Enter the name of your last high school, adult school, or homeschool organization."
Help (School Finder):	"Please make every effort to find your last school or homeschool using this school finder search field. Begin typing three or more characters of your school name, or the city name, into the search field to display a list of schools that match the criteria. Continue typing to narrow your search results. You may navigate the list using the up and down arrow keys. If your school is not listed, select "My school is not in the list" at the bottom of the list. This field is required."
Notes:	Can come from High School Finder or from applicant entry The hs_name ("Name" field) is populated from the school lookup table when the user selects a school from the list. If the user clicks "My school is not in the list," then the user free-form enters the school name in the "Name" field.
Revision Log	December 2020 – Language changes only to prompt text and Help text.

Last School Attended: City

Data Element:	hs_city
Description:	Applicant's response to question for Last School Attended: City
Type/Format, Length:	varchar, 20
Values/Response Options:	Text string up to 20 characters None: populated by High School Finder.
Allows Null:	Yes
Default:	None
Storage/Usage:	User is prompted to enter their school and/or city in the school search box.

Field Error Check:	None
Page Error Check:	None
Onscreen Label/Prompt Text:	"Enter the name or city of the last school or homeschool you attended. Then make a selection from the list."
Conditions:	Appears if Country is United States, and hs_attendance is 1 = I attended high school or 2 = I was homeschooled in a registered homeschool organization or 5 = I attended an adult school
Help (City):	"Enter the city in which your last high school, adult school, or homeschool organization was located."
Help:	"Please make every effort to find your last school or homeschool using this school finder search field. Begin typing three or more characters of your school name, or the city name, into the search field to display a list of schools that match the criteria. Continue typing to narrow your search results. You may navigate the list using the up and down arrow keys. If your school is not listed, select "My school is not in the list" at the bottom of the list. This field is required."
Notes:	Can come from School Finder or from applicant entry The hs_city ("City" field) is populated from the school lookup table when the user selects a school from the list. If the user clicks "My school is not in the list," then the user free-form enters the city in the "City" field.
Revision Log	December 2020 – Language changes only to prompt text and Help text.

School Not Listed

Data Element:	hs_not_listed
Description:	Indicates if the applicant clicked that their school was not listed when searching for their high school or adult school. When this is true, it means the school was entered manually.
Type/Format, Length:	boolean
Values/Response Options:	True = The <i>My school is not in the list</i> link was clicked False = The <i>My school is not in the list</i> link was not clicked.
Allows Null:	No
Default:	None
Storage/Usage:	
Field Error Check:	None

Page Error Check:	None
Onscreen Label/Prompt Text:	[Link in the school list] My school is not in the list.
Additional Text:	Displaying X of Y matches. Keep typing to narrow down search results.
Conditions:	Appears if Country is United States.
Help:	Enter the name of your school, secondary school, or homeschool organization.
Notes:	Clicking this link will cause the high school name and city fields to open for manual entry.
Revision Log	

Last School Attended: CDS Code

Data Element:	hs_cds
Description:	High school's CDS code from High School Finder, or generic code if not from Finder
Type/Format, Length:	bpchar, 6
Values:	<p>Null if 'education: hs_name' is null</p> <p>If State is California: CDS code from High School Finder, else if there is no CDS code in Finder or if the school is entered manually, then 600050</p> <p>If Country is not US: 8XXXXX</p> <p>If Country is US but State is not California (whether the school is entered manually or found in the school table):</p>
AL = 600010	NH = 600290
AK = 600020	NJ = 600300
AZ = 600030	NM = 600310
AR = 600040	NY = 600320
CO = 600060	NC = 600330
CT = 600070	ND = 600340
DE = 600080	NV = 600280
DC = 600510	OH = 600350
FL = 600090	OK = 600360
GA = 600100	OR = 600370
HI = 600110	PA = 600380

ID = 600120	RI = 600390
IL = 600130	SC = 600400
IN = 600140	SD = 600410
IA = 600150	TN = 600420
KS = 600160	TX = 600430
KY = 600170	UT = 600440
LA = 600180	VT = 600450
ME = 600190	VA = 600460
MD = 600200	WA = 600470
MA = 600210	WV = 600480
MI = 600220	WI = 600490
MN = 600230	WY = 600500
MS = 600240	AS = 600610
MO = 600250	CZ = 600770
MT = 600260	VI = 600890
NE = 600270	PR = 600810
	GU = 600650
Allows Null:	Yes
Default:	None
Revision Log:	

Last School Attended: Full CDS Code

Data Element:	hs_cds_full
Description:	Full high school CDS code from CDE
Type/Format, Length:	Character varying 14
Values:	<p>Null if 'education: hs_name' is null</p> <p>If State is California: CDS code from High School Finder, else if there is no CDS code in Finder or if the school is entered manually, then 600050</p> <p>If Country is not US: 8XXXXX</p> <p>If Country is US but State is not California (whether the school is entered manually or found in the school table):</p>

AL = 600010	NH = 600290
AK = 600020	NJ = 600300
AZ = 600030	NM = 600310
AR = 600040	NY = 600320
CO = 600060	NC = 600330
CT = 600070	ND = 600340
DE = 600080	NV = 600280
DC = 600510	OH = 600350
FL = 600090	OK = 600360
GA = 600100	OR = 600370
HI = 600110	PA = 600380
ID = 600120	RI = 600390
IL = 600130	SC = 600400
IN = 600140	SD = 600410
IA = 600150	TN = 600420
KS = 600160	TX = 600430
KY = 600170	UT = 600440
LA = 600180	VT = 600450
ME = 600190	VA = 600460
MD = 600200	WA = 600470
MA = 600210	WV = 600480
MI = 600220	WI = 600490
MN = 600230	WY = 600500
MS = 600240	AS = 600610 CZ = 600770
MO = 600250	VI = 600890
MT = 600260	PR = 600810
NE = 600270	GU = 600650
Allows Null:	Yes
Default:	None
Notes:	Added March 2017; Pulling from the same data source, but this will display and download the full 14-digit High School CDS code.
Revision Log	

Last School Attended: CEEB Code

Data Element:	hs_ceed
Description:	High school's CEEB code from High School Finder, if available
Type/Format, Length:	bpchar, 7
Values:	CEEB code or null
Allows Null:	Yes
Default:	None
Storage/Usage:	
Notes:	education table

High School Transcript Information

General Requirements

The technical specifications below are for the *High School Transcript Information* section, which appears on the Education page for credit applications only. The *High School Transcript Information* section does not display in the Noncredit Application.

Onscreen Text: "College staff use this information to provide guidance. Your responses will not affect your admission to college."

Display Conditions

The High School Transcript Information section appears between the *Last School Attended* and the *College Education Level* sections IF *either of the conditions* shown below are met, otherwise it does not display.

Condition 1:

Display the "High School Transcript Information" section *with the* Highest Grade Completed question *IF:*

High School Education Level is one of the following:

- "Will be enrolled in high school (or lower grade) and college at the same time" OR
- "Will be enrolled in adult school and authorized to enroll in college at the same time" OR
- "Not a graduate of, and no longer enrolled in high school"

AND

High school Country = United States

Condition 2:

Display "High School Transcript Information" section *and display "Grade Point Average" question*, but DO NOT display "What was the highest grade you completed in high school?" question *IF*:

High School Education Level is one of the following:

- Received high school diploma from US high school
- Passed a high school equivalency test
- Received a Certificate of California High School Proficiency;
AND
- High School Country = United States

THEN, display "High School Transcript Information" section with *Highest Grade Completed, Grade Point Average*, highest English course, and highest math questions.

Else do not display the High School Transcript Information section or any section questions.

Highest Grade Completed

Data Element:	highest_grade_completed
Description:	Applicant's response to the highest grade completed in high school question.
Type/Format, Length:	varchar, 2
Values/Response Options:	12 th grade 11 th grade 10 th grade 9 th grade Currently enrolled in 9 th or lower grade, or no high school at all"
Values:	CE (currently enrolled in 9th grade or lower), 09, 10, 11, 12, or null
Allows Null:	Yes
Default:	None
Storage/Usage:	Data collection for purposes of Multiple Measures placement
Field Error Check:	
Page Error Check:	Required selection; else error message, "You must make a selection for the highest grade completed in high school or lower grade."
Conditions:	ONLY display IF High School Education Level = "Will be enrolled in high school (or lower grade) and college at the same time" OR

	"Will be enrolled in adult school and authorized to enroll in college at the same time" OR "Not a graduate of, and no longer enrolled in high school "
Onscreen Label/Prompt Text:	"What was the highest grade you completed in high school?"
Notes:	Appears in new section in Education table: High School Transcript Information.
Revision Log	December 2020 – Updated conditions to also display if <hs_edu_level> = "7 = Will be enrolled in adult school and authorized to enroll in college at the same time". May 2020 - Replaced <completedEleventhGrade> question and serves as the new trigger to display the self-reported questions (GPA, highest English and highest Math questions, etc.)

Completed Eleventh Grade (No Longer Used)

Data Element:	completed_eleventh_grade Deprecated but remains in database.
Description:	Applicant's response to whether they have completed the 11 th grade in high school.
Type/Format, Length:	Boolean
Values/Response Options:	Yes / True No / False
Allows Null:	Yes
Default:	None
Storage/Usage:	Data collection for purposes of Multiple Measures placement
Page Error Check:	Required selection; else error message, "You must indicate if you have completed 11th grade or not."
Conditions:	ONLY display IF 1) High School Education Level = "Will be enrolled in high school (or lower grade) and college at the same time" AND 2) "hs_country = United States", ELSE do not display
Onscreen Label/Prompt Text:	"Have you completed the 11 th grade?"
Additional Text:	"College staff use this information to provide guidance. Your responses will not affect your admission to college."
Notes:	Deprecated as of CCCApply release 6.7.0 but still available from the Download Client and Glue to be backwards compatible. Removed from the Administrator Rules/Messages. Continues to be available in the Report Center for historical reporting purposes.

Grade Point Average

Data Element:	grade_point_average
---------------	---------------------

Description:	Applicant's response to high school grade point average (GPA).
Type/Format, Length:	Var char, 5
Values/Response Options:	Text input _ . _ _
Allows Null:	Yes
Default:	None
Storage/Usage:	Data collection for purposes of Multiple Measures placement
Field Error Check:	Must be a numeric value between 0.00 - 4.00, else error message, "You must enter a numerical GPA that is not 0.00 or higher than 4.00. If you are unsure, please estimate."
Page Error Check:	Required selection; Must not be 0.00 or higher than 4.00, else error message, "You must enter a numerical GPA that is not 0.00 or higher than 4.00. If you are unsure, please estimate."
Conditions:	<p>Always display "High School Transcript Information" section with Grade Point Average question IF either of the following conditions have been met:</p> <p>Have you completed 11th grade? = Yes</p> <p>High School Education Level is one of the following:</p> <ul style="list-style-type: none"> • Received high school diploma from US high school • Passed a high school equivalency test • Received a Certificate of California High School Proficiency; <p>AND</p> <p>High School Completion Date is < 10 years from the RDD (High school completion date or equivalent is less than 10 years prior to the day before the start of the Term).</p> <p>AND</p> <p>High School Country <hs_country> is "United States"</p> <p>THEN, display with "High School Transcript Information" section; ELSE, DO NOT DISPLAY NEW SECTION or any section questions.</p>
Onscreen Label/Prompt Text:	What was your unweighted high school GPA (grade point average)? Please enter a value between 0.00 and 4.00.
Additional Text:	If you are still in high school, enter your cumulative unweighted GPA as of the end of 11th grade. <i>If unsure, please estimate.</i>
Help:	<p>Help text: Enter your cumulative unweighted, high school GPA with a value between 0.00 and 4.00. If you are still in high school, please estimate.</p> <p>There are two (2) hyperlinks that trigger the same Help Pop-Up Box.</p> <p>Hyperlink: "unweighted high school GPA" in the onscreen question;</p> <p>Hyperlink: "cumulative unweighted GPA" in the Additional text.</p> <p>< Help text:></p>

	<p>High School Transcript: Grade Point Average</p> <p>You may want to refer to your high school transcript to answer this question.</p> <p>Cumulative GPA: This is the running total of your GPA that includes all of your high school coursework.</p> <p>Unweighted GPA: Typically, transcripts will show both a weighted and unweighted GPA. The unweighted GPA has a maximum value of 4.0 and does not assign extra points or “weight” to classes that are more difficult such as AP or Honors classes.</p>
Notes:	Appears in new section in Education table: High School Transcript Information; optional display in CCCApply. College must opt-in for section to display and to download data field.
Revision Log:	

Highest English Course Completed

Data Element:	highest_english_course
Description:	Applicant’s response to highest English course completed in high school.
Type/Format, Length:	Integer
Values/Response Options:	<p>1 = 12th grade Advanced Placement (AP) English Composition or Literature</p> <p>2 = 12th grade Honors English Composition or Literature</p> <p>3 = 12th grade English Composition or Literature</p> <p>4 = 11th grade Advanced Placement (AP) English Composition or Literature</p> <p>5 = 11th grade Honors English Composition or Literature</p> <p>6 = 11th grade English Composition or Literature</p> <p>7 = 10th grade (or lower) English Composition or Literature</p> <p>0 = None of the Above / Don’t Know</p>
Allows Null:	Yes
Default:	None
Storage/Usage	Data collected to support Multiple Measures placement
Field Error Check:	
Page Error Check:	Required response if displayed on screen, else error message, "You must select the highest English course you completed in high school or choose "None of the above / Don't Know" from the Values/Response Options."
Conditions:	Always display, if Grade Point Average question and High School Transcript Information section are displayed

Onscreen Label/Prompt Text:	What was the highest English course you completed in high school? "You may have passed or not passed the course, but you remained enrolled until the end."
Additional Text:	If you are currently enrolled in high school, this would typically be in 11th grade or earlier.
Notes:	Appears in new section in Education table: High School Transcript Information Updated text in September 2018 (v.6.2.0). But there was NO change made to the data field name.
Revision Log	Per AB705 committee, the value for "None of the Above / Don't know" should be "0" zero (not X). Updated onscreen text and page error validation text in release 6.2.0 (9.28.18)

Highest English Course Completed Grade

Data Element:	highest_english_grade
Description:	Applicant's response to grade received in the highest English course completed in high school
Type/Format, Length:	
Values/Response Options:	<p>A</p> <p>A-</p> <p>B+</p> <p>B</p> <p>B-</p> <p>C+</p> <p>C</p> <p>C-</p> <p>D</p> <p>F</p> <p>P</p> <p>NP</p> <p>ON = Other Non-Passing grade</p> <p>X = None of the Above / Don't Know</p>
Allows Null:	Yes
Default:	None
Storage/Usage:	Used for assessment placement
Field Error Check:	None

Page Error Check:	Required response, IF "Highest English Course Completed " is NOT "None of the Above / Don't Know", else error message, "You must select the grade you received for the highest English course you completed in high school."
Conditions:	Always display and require a response if the student selects any response OTHER THAN "None of the Above / Don't Know" in Highest English Course Taken, DO NOT Display If student selects "None of the Above / Don't Know" in Highest English Course Taken.
Onscreen Label/Prompt Text:	What grade did you receive?
Additional Text:	None
Notes:	Appears in new section in Education table: High School Transcript Information; Optional display in CCCApply. College must opt-in for section to display and to download data field. Updated text in September 2018 (v.6.2.0). But there was NO change made to the data field name.
Revision Log	Updated onscreen text and page error validation text in release 6.2.0 (9.28.18)

Highest Math Course Completed

Data Element:	highest_math_course_taken
Description:	Applicant's response to highest math course completed in high school.
Type/Format, Length:	Integer
Value/Response Options:	<p>1 – Pre-algebra or lower</p> <p>2 – Algebra 1</p> <p>3 – Integrated Math 1</p> <p>4 – Integrated Math 2</p> <p>5– Geometry</p> <p>6 – Algebra 2</p> <p>7 – Integrated Math 3</p> <p>8– Statistics</p> <p>9 – Integrated Math 4</p> <p>10 – Trigonometry</p> <p>13 – Math Analysis</p> <p>11 – Pre-calculus</p> <p>12 – Calculus or higher</p> <p>0 - None of the Above / Don't Know</p>
Allows Null:	Yes

Default:	None
Storage/Usage:	Data collected to support Multiple Measures placement
Field Error Check:	TBD
Page Error Check:	Required response, else error message, "You must select the highest math course you completed in high school or choose "None of the Above / Don't Know" from the response options."
Conditions:	Always display and require a response IF criteria is met for either condition listed in "High School Transcript Information" section above.
Onscreen Label/Prompt Text:	"What was the highest <u>math course</u> you completed in high school? You may have passed or not passed the course, but you remained enrolled until the end."
Additional Text:	If you are currently enrolled in high school, this would typically be in 11th grade or earlier."
Help:	<p>Hyperlink: Under the words "<u>math course</u>" in the onscreen question triggers a Help Pop-Up box displaying the text below.</p> <p><Help text:></p> <p>High School Transcript: Math course definition</p> <p>You may want to refer to your High School transcript to answer this question</p> <p>Pre-algebra, Fundamentals of Math, Algebra Preparation, Algebra Skills, Algebra or Math Essentials, Math 9</p> <p>Topics include: exponents and radicals (e.g. square roots), the coordinate system, sets, logic formulas, and solving linear, first-degree equations and inequalities. These classes often cover the use of equations to solve word problems is taught along with solving equations in one and two variables.</p> <p>Algebra 1, Algebra, Algebra 1B, First Year Algebra</p> <p>Topics includes: addition, subtraction, multiplication and division of real numbers; inequalities and absolute value in equations; slope and x and y intercepts, graphing of linear equations; inequalities and quadratic equations; systems of two linear equations; polynomials; rational expressions and functions; the quadratic formula;</p> <p>Integrated Math 1</p> <p>Topics include: functions; algebra; geometry; statistics; probability; discrete mathematics; measurement; number; logic; and language.</p> <p>Integrated Math 2</p> <p>Topics include: quadratic expressions, equations, and functions; comparing their characteristics and behavior to those of linear and exponential relationships.</p> <p>Geometry, Plane and Solid Geometry, Formal Geometry, Academic Geometry, etc. (usually occurs after Algebra 1)</p> <p>Topics includes: graphing lines, areas and volumes of plane figures and solids; congruence and similarity; the Pythagorean theorem; properties of angles, parallel and perpendicular lines, triangles, special right triangles, quadrilaterals, and circles; and basic trigonometric function.</p> <p>Algebra 2, Algebra II, Intermediate Algebra, Advanced Algebra, Algebra 2/Trigonometry (usually occurs after Geometry)</p>

	<p>Topics includes: polynomials of higher order, logarithms and logarithmic functions, absolute value, systems of linear equations and inequalities, matrices, operations on polynomials, rational expressions, quadratic equations and functions, conic sections, inverse functions, sequences and series, the basic ideas of probability and statistics.</p> <p>Integrated Math 3</p> <p>Topics include: applying methods from probability and statistics to draw inferences and conclusions from data; expanding understanding of functions to include polynomial, rational, and radical functions; trigonometry of general triangles and trigonometric functions.</p> <p>Statistics, Probability and Statistics, AP Statistics (students having completed AP Statistics should consult with college assessment and admissions websites and/or personnel)</p> <p>Topics includes: independent events, conditional probability, discrete random variables; examinations of chance-based phenomena; standard distributions; mean, median, and mode; variance and standard deviation; probability theory; and data organization.</p> <p>Integrated Math 4</p> <p>Topics include: advanced geometry, advanced algebra, and probability and statistics.</p> <p>Trigonometry</p> <p>Trigonometry course topics include: radian measure; unit circle; trigonometric identities; simplifying trigonometric expressions; graphs of trigonometric functions and their inverse; polar coordinates; analytic geometry; and graphing circular functions.</p> <p>Math Analysis</p> <p>Topics include polar coordinates, vectors, complex numbers, limits, mathematical induction, fundamental theorem of algebra, conic sections, rational functions, and functions and equations defined parametrically.</p> <p>Pre-calculus, or Trigonometry and Math Analysis (must include both)</p> <p>Topics includes: coordinate geometry with analytical methods and proofs; equations and graphs of conic sections; rectangular and polar coordinates; parametric equations; vectors; the study of polynomial, logarithmic, exponential, and rational functions and their graphs; induction; limits and rate change; continuity; and problem analysis.</p> <p>Calculus, AP Calculus, IB Math SL, IB Math HL, or other courses beyond Calculus such as Linear Algebra (students having completed AP or IB courses should consult with college assessment and admissions websites and/or personnel)</p> <p>Topics includes: the study of derivatives and differentiation; limits; instantaneous rates of change; areas under graphs of functions of first and second derivatives; integration; the definite and indefinite integral; and applications of calculus.</p>
<p>Notes:</p>	<p>Appears in new section in Education table: High School Transcript Information Optional display in CCCApply. College must opt-in for section to display and to download data field.</p> <p>Updated the text and added a value to existing data field (13 = Math Analysis), and a hyperlink / Pop-Up help text box was added to the question text. But there was NO change made to the data field name or format/length in September 2018 (v.6.2.0)</p>
<p>Revision Log</p>	<p>Updated onscreen text and page error validation text in release 6.2.0 (9.28.18). Added data value (13 = Math Analysis) and Pop-up Help text.</p>

Highest Math Course Completed Grade

Data Element:	highest_math_taken_grade
Description:	Applicant's response to grade received for highest math course completed in high school.
Type/Format, Length:	Varchar, 2
Value/Response Options:	<p>A</p> <p>A-</p> <p>B+</p> <p>B</p> <p>B-</p> <p>C+</p> <p>C</p> <p>C-</p> <p>D</p> <p>F</p> <p>P - Pass</p> <p>NP – Non-pass</p> <p>ON = Other Non-passing Grade</p> <p>X = None of the Above / Don't Know</p>
Allows Null:	Yes
Default:	None
Storage/Usage:	Data collected to support Multiple Measures placement
Field Error Check:	None
Page Error Check:	Required response, else error message, "You must select the grade you received for the highest math class completed in high school."
Conditions:	Display and require a response if <highest_math_course_taken> is NOT "None of the Above / Don't Know"
Onscreen Label/Prompt Text:	What grade did you receive? [menu]
Additional Text:	
Help:	None
Notes:	Appears in new section in Education table: High School Transcript Information Optional display in CCCApply. College must opt-in for section to display and to download data field.

	Updated text in September 2018 (v.6.2.0) but there was NO change made to the data field name.
Revision Log	Updated onscreen text and page error validation text in release 6.2.0 (9.28.18)

Highest Math Course Passed

Data Element:	highest_math_course_passed
Description:	Applicant's response to highest math course <i>passed</i> with a Pass or a C- grade or better in high school.
Type/Format, Length:	Integer
Value/Response Options:	<p>1 – Pre-algebra or lower</p> <p>2 – Algebra 1</p> <p>3 – Integrated Math 1</p> <p>4 – Integrated Math 2</p> <p>5– Geometry</p> <p>6 – Algebra 2</p> <p>7 – Integrated Math 3</p> <p>8– Statistics</p> <p>9 – Integrated Math 4</p> <p>10 – Trigonometry</p> <p>13 – Math Analysis</p> <p>11 – Pre-calculus</p> <p>12 – Calculus or higher</p> <p>0 - None of the Above / Don't Know</p>
Allows Null:	Yes
Default:	None
Storage/Usage:	Data collected to support Multiple Measures placement
Field Error Check:	TBD
Page Error Check:	Required response if displayed, else error message, "You must select the highest math course you passed with a C- or better grade in high school?"
Conditions:	DO NOT display if "Highest Math Course Completed" is "None of the Above / Don't Know";
Onscreen Label/Prompt Text:	"What was the highest math course you passed with a Pass, C-, or better grade, in high school?"
Help:	Hyperlink: Under the words " <u>math course</u> " in the onscreen question triggers a Help Pop-Up box displaying the text below.

<Help text:>

High School Transcript: Math course definition

You may want to refer to your High School transcript to answer this question

Pre-algebra, Fundamentals of Math, Algebra Preparation, Algebra Skills, Algebra or Math Essentials, Math 9

Topics include: exponents and radicals (e.g. square roots), the coordinate system, sets, logic formulas, and solving linear, first-degree equations and inequalities. These classes often cover the use of equations to solve word problems is taught along with solving equations in one and two variables.

Algebra 1, Algebra, Algebra 1B, First Year Algebra

Topics includes: addition, subtraction, multiplication and division of real numbers; inequalities and absolute value in equations; slope and x and y intercepts, graphing of linear equations; inequalities and quadratic equations; systems of two linear equations; polynomials; rational expressions and functions; the quadratic formula;

Integrated Math 1

Topics include: functions; algebra; geometry; statistics; probability; discrete mathematics; measurement; number; logic; and language.

Integrated Math 2

Topics include: quadratic expressions, equations, and functions; comparing their characteristics and behavior to those of linear and exponential relationships.

Geometry, Plane and Solid Geometry, Formal Geometry, Academic Geometry, etc. (usually occurs after Algebra 1)

Topics includes: graphing lines, areas and volumes of plane figures and solids; congruence and similarity; the Pythagorean theorem; properties of angles, parallel and perpendicular lines, triangles, special right triangles, quadrilaterals, and circles; and basic trigonometric function.

Algebra 2, Algebra II, Intermediate Algebra, Advanced Algebra, Algebra 2/Trigonometry (usually occurs after Geometry)

Topics includes: polynomials of higher order, logarithms and logarithmic functions, absolute value, systems of linear equations and inequalities, matrices, operations on polynomials, rational expressions, quadratic equations and functions, conic sections, inverse functions, sequences and series, the basic ideas of probability and statistics.

Integrated Math 3

Topics include: applying methods from probability and statistics to draw inferences and conclusions from data; expanding understanding of functions to include polynomial, rational, and radical functions; trigonometry of general triangles and trigonometric functions.

Statistics, Probability and Statistics, AP Statistics (students having completed AP Statistics should consult with college assessment and admissions websites and/or personnel)

Topics includes: independent events, conditional probability, discrete random variables; examinations of chance-based phenomena; standard distributions; mean, median, and mode; variance and standard deviation; probability theory; and data organization.

Integrated Math 4

Topics include: advanced geometry, advanced algebra, and probability and statistics.

Trigonometry

Trigonometry course topics include: radian measure; unit circle; trigonometric identities; simplifying

	<p>trigonometric expressions; graphs of trigonometric functions and their inverse; polar coordinates; analytic geometry; and graphing circular functions.</p> <p>Math Analysis Topics include polar coordinates, vectors, complex numbers, limits, mathematical induction, fundamental theorem of algebra, conic sections, rational functions, and functions and equations defined parametrically.</p> <p>Pre-calculus, or Trigonometry and Math Analysis (must include both) Topics includes: coordinate geometry with analytical methods and proofs; equations and graphs of conic sections; rectangular and polar coordinates; parametric equations; vectors; the study of polynomial, logarithmic, exponential, and rational functions and their graphs; induction; limits and rate change; continuity; and problem analysis.</p> <p>Calculus, AP Calculus, IB Math SL, IB Math HL, or other courses beyond Calculus such as Linear Algebra (students having completed AP or IB courses should consult with college assessment and admissions websites and/or personnel) Topics includes: the study of derivatives and differentiation; limits; instantaneous rates of change; areas under graphs of functions of first and second derivatives; integration; the definite and indefinite integral; and applications of calculus.</p>
Notes:	<p>Appears in new section in Education table: High School Transcript Information Optional display in CCCApply. College must opt-in for section to display and to download data field.</p> <p>Updated text and added a data field value (13 = Math Analysis). But there was NO change made to the data field name.</p>
Revision Log	<p>Updated onscreen text and page error validation text in release 6.2.0 (9.28.18). Added data value (13 = Math Analysis) and Pop-up Help text.</p>

Highest Math Course Passed Grade

Data Element:	highest_math_passed_grade
Description:	Applicant’s response to grade received for highest math course <i>passed</i> in high school with a Pass or C- or greater.
Type/Format, Length:	Varchar, 2
Value/Response Options:	<p>A</p> <p>A-</p> <p>B+</p> <p>B</p> <p>B-</p> <p>C+</p> <p>C</p> <p>C-</p> <p>P</p>

	0 = None of the Above / Don't Know
Allows Null:	Yes
Default:	None
Storage/Usage:	Collected to support Multiple Measures placement
Field Error Check:	None
Page Error Check:	Required response if <highest_math_course_passed> is displayed, else error message, "You must select the grade you received for the highest math course you passed with a C- or better grade in high school."
Conditions:	Display and require a response if "Highest Math Course Passed with a Pass or C- or greater" is NOT "None of the Above / Don't Know";
Onscreen Label/Prompt Text:	What grade did you receive? [menu]
Help:	None
Notes:	Appears in new section in Education table: High School Transcript Information Optional display in CCCApply. College must opt-in for section to display and to download data field.
Revision Log	Updated onscreen text and page error validation text in release 6.2.0 (9.28.18)

Colleges Attended Information

The number of College/University question sets that will appear depends on the response to Number of Colleges Attended.

To minimize redundancy, this document provides tables for the College/University 1 question set only. For College/University 2, College/University 3, and College/University 4, everything is the same as for College/University 1 **except**:

Wherever it occurs in the tables, “College/University 1” will be replaced by “College/University 2”, “College/University 3”, or “College/University 4” as appropriate.

The question set for College/University 2 will appear when Number of Colleges Attended is ‘2’, ‘3’, ‘4’, or ‘5 or more’.

The question set for College/University 3 will appear when Number of Colleges Attended is ‘3’, ‘4’, or ‘5 or more’.

The question set for College/University 4 will appear when Number of Colleges Attended is ‘4’ or ‘5 or more’.

Sorting Colleges Attended

When there are two or more colleges, they can be listed in any order by the applicant. However, in the database they will be sorted and saved in order of attendance, with College/University 1 the most recently attended. The primary sorting date will be Attendance Ended; the secondary sorting date will be Attendance Began. If two or more colleges have the same Attendance Ended date and the same Attendance Began date, it doesn’t matter which comes before the other in the sorting.

Number of Colleges Attended

Data Element:	college_count
Description:	Applicant’s response to Number of Colleges Attended question
Type/Format, Length:	smallint
Value/Response Options:	0 = None 1 = 1 2 = 2 3 = 3 4 = 4 5 = 5 or more
Allows Null:	No
Default:	None
Storage/Usage:	
Field Error Check:	None

<p>Page Error Check:</p>	<p>Required response; else error message, “You must select the number of colleges/universities you have attended.”</p> <p>Must not be ‘None’ if Enrollment Status is ‘First time at this college; have attended another college’ or ‘Returning student to this college after absent for a main term’; else error message, “Your Enrollment Status and number of colleges attended do not agree. Please correct one or the other.”</p> <p>Must not be ‘None’ if Higher Education Level is ‘Received an associate degree’ or ‘Received a bachelor’s degree or higher’; else error message, “Your Higher Education Level cannot indicate a college degree if the number of colleges/universities you have attended is None. Please correct one or the other.”</p>
<p>Onscreen Label/Prompt Text:</p>	<p>Specify the number of colleges you have attended including those you are currently attending.</p>
<p>Conditions:</p>	<p>Hidden by default;</p> <p>Display and require a response IF "College Enrollment Status" <enroll_status> is: "2 = Transfer student from another college (Keep existing logic)" OR "3 = Returning student to this college after absent for a main term" OR "Y = Enrolling in high school (or lower grade) and college at the same time" OR "Z = Enrolling in adult school and authorized to enroll in college at the same time." ELSE <i>do not display</i> hidden college questions.</p>
<p>Help:</p>	<p>None</p>
<p>Notes:</p>	<p>Information about colleges attended is sorted as follows:</p> <p>The number of College/University question sets that will appear depends on the response to Number of Colleges Attended.</p> <p>If the Number of Colleges Attended is ‘5 or more’, we probably want to insert instructional text after the Number of Colleges Attended question. This text would tell the user which colleges to list: most recent; most significant; anything as long as the highest degree is included. To minimize redundancy, this document provides tables for the College/University 1 question set only. For College/University 2, College/University 3, and College/University 4, everything is the same as for College/University 1 except:</p> <p>Wherever it occurs in the tables, “College/University 1” will be replaced by “College/ University 2”, “College/University 3”, or “College/University 4” as appropriate.</p> <p>The question set for College/University 2 will appear when Number of Colleges Attended is ‘2’, ‘3’, ‘4’, or ‘5 or more’.</p> <p>The question set for College/University 3 will appear when Number of Colleges Attended is ‘3’, ‘4’, or ‘5 or more’.</p> <p>The question set for College/University 4 will appear when Number of Colleges Attended is ‘4’ or ‘5 or more’.</p> <p>Sorting Colleges Attended:</p> <p>When there are two or more colleges, they can be listed in any order by the applicant. However, in the database they will be sorted and saved in order of attendance, with College/University 1 the most recently attended. The primary sorting date will be Attendance Ended; the secondary sorting date will be Attendance Began. If two or more colleges have the same Attendance Ended date and the same Attendance Began date, it doesn’t matter which comes before the other in the sorting.</p>

	Note: CCCApply does resort the Colleges Attended list; however, to prevent confusion for the user, the sorting does not occur until the page is completed (i.e., sorting will not occur when the page is saved but not completed).
Revision Log:	

College Expelled Summary

Data Name:	college_expelled_summary
Description:	Whether applicant was expelled or is undergoing expulsion from any listed college.
MIS Correlation:	None
Type/Format, Length:	Boolean
Value/Response Options:	1 - True 0 – False
Characteristics:	Downloadable System-generated Hidden
Notes/Constraints:	<p>IF any of the col1_expelled_status1 thru 4 are true THEN college_expelled_summary = true ELSE college_expelled_summary = false</p> <p>Assembly Bill 2171 added Education Code 76038 to the Education Code. Under the new law, a community college district is now authorized (but not required) to deny admission to a student who has been expelled from another district for specified offenses, such as murder, causing or threatening to cause serious physical injury to another except in self-defense, sexual assault, kidnapping, stalking, or unlawful possession of a firearm or explosive. A district may require an applicant to disclose expulsion from another district for the specified offenses, and may take into account an applicant's failure to do so in determining whether to grant admission.</p>
Online Help:	N/A

College/University {1-4}: Country

Data Element:	col1_country, col2_country col3_country col4_country
Description:	Applicant's response to question for College Attended: Country
Type/Format, Length:	bpchar, 2
Value/Response Options:	ISO 3166 International Standard for country codes Alpha-2 code (officially assigned)

Allows Null:	No
Default:	Defaults to United States
Storage/Usage:	Disables College Finder if not US
Field Error Check:	None
Page Error Check:	None (assuming default selection and no option for selecting a non- response).
Onscreen Label/Prompt Text:	Country [menu]
Conditions:	Appears if Number of Colleges Attended is not 'None'.
Additional Text:	None
Help:	Select the country in which the college or university is located.
Notes:	<p>Defaults to US on application</p> <p>Note: Data elements, characteristics, and values for College/University 2, College/ University 3, and College/University 4 are the same as for College/University 1 (i.e. the data element for the College/University 2 country is col2_country).</p> <p>Users may enter colleges in any order; the system will reorder the colleges from most recent (College/University 1) to least recent (College/University 4). Primary sort date is Date Attended To (end_date); secondary sort date is Date Attended To (start_date).</p> <p>colleges_attended table</p>
Revision Log	

College/University {1-4}: State

Data Element:	col1_state col2_state col3_state col4_state
Description:	Applicant's response to question for College Attended: State
Type/Format, Length:	bpchar, 2
Values/Response Options:	Menu of U.S. states, territories, etc., with California at top. Defaults to "Select a State".
Allows Null:	Yes, only if Country is not US
Default:	None
Storage/Usage:	

Field Error Check:	Select the state in which the college or university is located.
Page Error Check:	State selection must be made if Country is "United States", else, error message: "Please select your state."
Onscreen Label/Prompt Text:	State [menu]
Conditions:	Appears if College/University 1: Country is United States.
Additional Text:	None
Pop-Up Help:	None
Notes:	Defaults to CA on application colleges_attended table
Notes:	This is a rare menu field that has a default selection.
Revision Log:	

College/University {1-4}: Name

Data Element:	col1_name col2_name col3_name col4_name
Description:	Applicant's response to question for College Attended: Name
Type/Format, Length:	varchar, 30
Value/Response Options:	Text string up to 30 characters
Allows Null:	No
Default:	None
Storage/Usage:	
Field Error Check:	None
Page Error Check:	School must be selected from the list or "My school is not in the list" is checked followed by manual entry of the name; else error message, "You must enter the name of your college or university."
Conditions:	Appears if Country is United States.

Onscreen Label/Prompt Text:	User is prompted to enter the college name and/or city in the search box. The college name is populated from the school lookup table when the user selects a school from the list. If the user clicks "My school is not in the list" the user enters the field.
Additional Text:	None
Help:	Please make every effort to find your college or university using this school finder search field. Begin typing three or more characters of your school name, or the city name, into the search field to display a list of 25 schools that match the criteria. Continue typing to narrow your search results. You may navigate the list using the up and down arrow keys. If your college is not listed, select "My school is not in the list" at the bottom of the list. This field is required.
Notes:	Can come from College Finder or from applicant entry 508 compliant. Help and other supported screen reader changes were made to this field to ensure the School Finder tool passes 508 accessibility review. February 2015. colleges_attended
Revision Log	

College/University {1-4}: City

Data Element:	col1_city col2_city col3_city col4_city
Description:	Applicant's response to question for College Attended: City
Type/Format, Length:	varchar, 20
Value/Response Options:	Text string up to 20 characters
Allows Null:	No
Default:	None
Storage/Usage:	
Field Error Check:	None
Page Error Check:	Required response; else error message, "For College/University x, you must enter the name of the City."
Conditions:	Appears if either College/University Country is not United States or "My school is not in the list" in clicked.

Onscreen Label/Prompt Text:	User is prompted to enter the college name and/or city in the search box. The college city is populated from the school lookup table when the user selects a school from the list. If the user clicks “My school is not in the list” the user enters the field.
Additional Text:	None
Help:	Enter the name of the city or town in which the college/university is located. None
Notes:	Can come from College Finder or from applicant entry colleges_attended table
Revision Log	

College/University {1-4}: CDS Code

Data Element:	col1_cds, col2_cds, col3_cds, col4_cds
Description:	College’s CDS code from College Finder, or generic code if not from Finder
Type/Format, Length:	bpchar, 6
Value/Response Options:	<p>If State is California: CDS code from College Finder, else if there is no CDS code in Finder or if the school is entered manually, then 600050</p> <p>If Country is not US: 8XXXXX</p> <p>If Country is US but State is not California (whether the school is entered manually or found in the school table):</p>
AL = 600010 AK = 600020 AZ = 600030 AR = 600040 CA = varies by college CO = 600060 CT = 600070 DE = 600080 DC = 600510 FL = 600090 GA = 600100 HI = 600110 ID = 600120	NJ = 600300 NM = 600310 NY = 600320 NC = 600330 ND = 600340 OH = 600350 OK = 600360 OR = 600370 PA = 600380 RI = 600390 SC = 600400 SD = 600410 TN = 600420

IL = 600130	TX = 600430
IN = 600140	UT = 600440
IA = 600150	VT = 600450
KS = 600160	VA = 600460
KY = 600170	WA = 600470
LA = 600180	WV = 600480
ME = 600190	WI = 600490
MD = 600200	WY = 600500
MA = 600210	AS = 600610
MI = 600220	FM = 8XXXXX
MN = 600230	GU = 600650
MS = 600240	MH = 8XXXXX
MO = 600250	MP = 8XXXXX
MT = 600260	PW = NULL
NE = 600270	PR = 600810
NV = 600280	VI = 600890
NH = 600290	AA = NULL
	AP = NULL
	AE = NULL
Allows Null:	No
Default:	None
Storage/Usage:	
Notes:	

College/University {1-4}: Full CDS Code

Data Element:	col1_cds_full, col2_cds_full, col3_cds_full, col4_cds_full
Description:	College's full, 14-digit CDS code from College Finder, or generic code if not from Finder
Type/Format, Length:	Varchar, 14

<p>Value/Response Options:</p>	<p>If State is California: CDS code from College Finder, else if there is no CDS code in Finder or if the school is entered manually, then 600050</p> <p>If Country is not US: 8XXXXX</p> <p>If Country is US but State is not California (whether the school is entered manually or found in the school table):</p>
<p>AL = 600010</p> <p>AK = 600020</p> <p>AZ = 600030</p> <p>AR = 600040</p> <p>CA = varies by college</p> <p>CO = 600060</p> <p>CT = 600070</p> <p>DE = 600080</p> <p>DC = 600510</p> <p>FL = 600090</p> <p>GA = 600100</p> <p>HI = 600110</p> <p>ID = 600120</p> <p>IL = 600130</p> <p>IN = 600140</p> <p>IA = 600150</p> <p>KS = 600160</p> <p>KY = 600170</p> <p>LA = 600180</p> <p>ME = 600190</p> <p>MD = 600200</p> <p>MA = 600210</p> <p>MI = 600220</p> <p>MN = 600230</p> <p>MS = 600240</p> <p>MO = 600250</p> <p>MT = 600260</p> <p>NE = 600270</p> <p>NV = 600280</p>	<p>NJ = 600300</p> <p>NM = 600310</p> <p>NY = 600320</p> <p>NC = 600330</p> <p>ND = 600340</p> <p>OH = 600350</p> <p>OK = 600360</p> <p>OR = 600370</p> <p>PA = 600380</p> <p>RI = 600390</p> <p>SC = 600400</p> <p>SD = 600410</p> <p>TN = 600420</p> <p>TX = 600430</p> <p>UT = 600440</p> <p>VT = 600450</p> <p>VA = 600460</p> <p>WA = 600470</p> <p>WV = 600480</p> <p>WI = 600490</p> <p>WY = 600500</p> <p>AS = 600610</p> <p>FM = 8XXXXX</p> <p>GU = 600650</p> <p>MH = 8XXXXX</p> <p>MP = 8XXXXX</p> <p>PW = NULL</p> <p>PR = 600810</p> <p>VI = 600890</p>

NH = 600290	AA = NULL AP = NULL AE = NULL
Allows Null:	No
Default:	None
Storage/Usage:	
Notes:	colleges_attended table
Revision Log:	Added March 2017; Pulling from the same data source, but this will display and download the full 14-digit college CDS code.

College/University {1-4}: CEEB Code

Data Element:	col1_ceed col2_ceed col3_ceed col4_ceed
Description:	College's CEEB code from College Finder, if available
Type/Format, Length:	bpchar, 7
Value/Response Options:	CEEB code or null
Allows Null:	Yes
Default:	None
Storage/Usage:	
Notes:	

College/University {1-4}: Date From

Data Element:	col1_start_date col2_start_date col3_start_date col4_start_date
Description:	Applicant's response regarding start date at college (date from)
Type/Format, Length:	Date, 10 (download format of yyyy-mm-dd)
Value/Response Options:	Valid date

Allows Null:	No
Default:	None
Storage/Usage:	Secondary sort date for colleges attended
Field Error Check:	Year must be after 1900; else error message, "You must enter a 4-digit year after 1900."
Page Error Check:	Required; else error message, "You must specify when Attendance Began for College/ University 1." Cannot be after month/year of <RDD>; else error message, "For College/University n, you cannot specify a date after <RDDmonth> <RDDyear> for Attendance Began. If the date is incorrect, please correct it. Do not list the college/university if you will not have begun attendance by <RDDmonth> <RDDyear>."
Conditions:	Appears if Number of Colleges Attended is not 'None'.
Onscreen Label/Prompt Text:	Attendance Began Month [menu] Year [textbox] yyyy
Additional Text:	None
Values/Response Options:	Date: mm/yyyy
Pop-Up Help:	Specify the date you first began attending this college/university.
Notes:	Secondary data element used to sort attended colleges for database storage & download.
Revision Log	

College/University {1-4}: Date To

Data Element:	col1_end_date col2_end_date col3_end_date col4_end_date
Description:	Applicant's response regarding end date at college (date to)
Type/Format, Length:	Date, 10 (download format of yyyy-mm-dd)
Values/Response Options:	Date: mm/yyyy
Allows Null:	No

Default:	None
Storage/Usage:	Primary sort date for colleges attended
Field Error Check:	Year must be after 1900; else error message, "You must enter a 4-digit year after 1900."
Page Error Check:	<p>Required response; else error message, "For College/University n, you must specify when Attendance Ended."</p> <p>Cannot be more than one year after month/year of <RDD>; else error message, "For College/ University n, you cannot specify a date after <RDDmonth> <RDDyear+> for Attendance Began. If you are currently attending this college, please enter the date that the current term ends."</p> <p>Cannot be before Attendance Began; else error message; "For College/University n, you have specified an earlier date for Attendance Ended than for Attendance Began. Please correct the incorrect date."</p>
Conditions:	Appears if Number of Colleges Attended is not 'None'.
Onscreen Label/Prompt Text:	<p>Attendance Ended</p> <p>Month [menu] Year [textbox] yyyy</p>
Additional Text:	None
Pop-Up Help:	Specify the date your attendance ended at this college/university.
Notes:	Primary data element used to sort attended colleges for database storage & download.
Revision Log:	

College/University {1-4}: College Expelled Status

Data Name:	col1_expelled_status col2_expelled_status col3_expelled_status col4_expelled_status
Description:	Whether applicant was expelled or is undergoing expulsion.
MIS Correlation:	None
Data Type/ Format:	boolean
Values/Response Options:	<p>Checkbox: Selected or not.</p> <p>1 - Yes</p> <p>0 – No or blank [internal default]</p>

Field Error Check:	None. Field is optional.
Page Error Check:	None
Onscreen Label/Prompt Text:	Check here if you were expelled or are in the process of expulsion procedures.
Conditions:	Appears if Number of Colleges Attended is not 'None'.
Additional Text:	None
Help:	None
Notes:	None
Revision Log	

College/University {1-4}: Degree Type

Data Element:	col1_degree_obtained col2_degree_obtained col3_degree_obtained col4_degree_obtained
Description:	Applicant's response regarding degree received (if any)
Type/Format, Length:	bpchar, 1
Values/Response Options:	X = No degree A = Associate degree B = Bachelor degree or higher C = Certificate Null = No response
Allows Null:	Yes
Default:	None
Storage/Usage:	
Field Error Check:	None
Page Error Check:	Required selection; else error message, "For College/University n, you must select the Degree you received, or 'No degree'."

	Can't be higher degree level than "Higher Ed Level"; else error message, "For College/University n, you selected a Degree Received that is a higher degree level than you indicated in your response to College Education Level. Please fix the incorrect response." Note: This edit should only be performed if the college degree date is A or B.
Conditions:	Appears if Number of Colleges Attended is not 'None'.
Onscreen Label/Prompt Text:	Degree Received
Additional Text:	None
Help:	Select the degree or certificate you obtained from this college/university, if any.
Revision Log:	

College/University {1-4}: Degree Date

Data Element:	col1_degree_date col2_degree_date col3_degree_date col4_degree_date
Description:	Applicant's response to date degree awarded (if any)
Type/Format, Length:	Date, 10 (download format of yyyy-mm-dd)
Values:	Valid date
Allows Null:	Yes
Default:	None
Storage/Usage:	
Notes:	colleges_attended table
Onscreen Label/Prompt Text:	Degree Date Month [menu] Year [textbox] yyyy
Conditions:	Appears only if Degree Received is not 'No degree'.
Additional Text:	None
Values/Response Options:	Date: mm/yyyy
Help:	As accurately as possible, indicate the date of your highest college degree.
Field Error Check:	Year must be after 1900; else error message, "You must enter a 4-digit year after 1900."

Page Error Check:	Required response; else error message, "For College/University 1, you must provide the Degree Date." Cannot be more than one year after month/year of <RDD>; else error message, "For College/University n, do not include a degree that will be awarded after <RDDmonth> <RDDyear+>." Cannot be before Attendance Began; else error message, "For College/University, you cannot specify a Degree Date that is before the date Attendance Began. Please correct the dates as appropriate."
Notes:	None
Revision Log:	

College/University {1-4}: College Not Listed

Data Element:	col1_not_listed col2_not_listed col3_not_listed col4_not_listed
Description:	Indicates if the link "college not listed" was clicked. Means the school was manually entered by the applicant.
Type/Format, Length:	Boolean
Values/Response Options:	Checked or Unchecked.
Allows Null:	Yes
Default:	None
Storage/Usage:	
Field Error Check:	None
Page Error Check:	None
Conditions:	Always appears in the list of schools at the bottom of the list.
Onscreen Label/Prompt Text:	Link within list of schools: My school is not in the list.
Additional Text:	None
Help:	None
Notes:	Clicking this link will open the Name and city fields for manual entry.
Revision Log	

Citizenship & Immigration Status

The tables in this section show the fields that are populated from the Citizenship/Military tab of the CCCApply standard application.

NOTE: The Citizenship & Military page does not appear on the Application if the application is started and submitted using the Noncredit application URL ("non_credit=True")

Citizenship & Immigration Status

Data Element:	citizenship_status
Description:	Applicant's response to Citizenship Status
Type/Format, Length:	bpchar, 1
Values/Response Options:	<p>1 = U.S. Citizen</p> <p>2 = Permanent Resident</p> <p>3 = Temporary Resident / Amnesty</p> <p>4 = Refugee / Asylee</p> <p>5 = Student Visa (F-1 or M-1)</p> <p>6 = Other</p> <p>X = Noncredit Application</p>
Allows Null:	No
Default:	None
Storage/Usage:	Correlates to MIS SB06
Field Error Check:	None
Page Error Check:	Required selection; else error message, "You must select your citizenship status."
Onscreen Label/Prompt Text:	Citizenship & Immigration Status [menu]
Conditions:	Always
Additional Text:	<p>This text appears below the "—Select Status—" drop-down list prior to a selection being made:</p> <p>"This information will be used for admissions and state reporting purposes. Your responses will be kept private and secure, and will not be used for discriminatory purposes."</p>
Help:	Select the response from the menu that best represents your citizenship or immigration status. This information will not be used to determine your admission to this college.
Notes:	Correlates to MIS SB06.

Revision Log:	March 2020 – Updated the question label per request to support undocumented students.
---------------	---

Alien Registration Number

Data Element:	alien_reg_number
Description:	Applicant's response to Alien Registration Number
Type/Format, Length:	9 Alphanumeric Characters All numbers; 7 – 9 numbers If 7 numbers – add two leading zeros If 8 numbers – add one leading zero
Values/Response Options:	Text string
Allows Null:	Yes
Default:	None
Storage/Usage:	
Field Error Check:	Number must be all numeric digits, 7 – 9 digits in length, numbers less than 9 digits will have leading zeros added to the number, else error, "The Alien Registration Number must be all numeric digits. The number entered must be 7 to 9 digits in length. Numbers less than 9 digits will have leading zeros added to the number."
Page Error Check:	Required response if Citizenship Status = 'Permanent Resident'; else error message, "You must provide your Alien Registration Number." Optional user response if Citizenship Status = '3 = Temporary Resident / Amnesty' or '4 = Refugee / Asylee'.
Onscreen Label/Prompt Text:	Alien Registration Number [textbox]
Conditions:	Appears only if Citizenship Status is one of the following: Permanent Resident Temporary Resident / Amnesty Refugee / Asylee
Additional Text:	None
Help:	Enter your Alien Registration number, if you have one. The Alien Registration Number must be all numeric digits. The number entered must be 7 to 9 digits in length.
Notes:	None
Revision Log:	

Visa Type

Data Element:	visa_type
Description:	Applicant's VISA Type
Type/Format, Length:	ASCII Normal; Alphanumeric (2)
Values/Response Options:	See Table F: Visa Types
Allows Null:	Yes
Default:	None
Storage/Usage:	
Field Error Check:	None
Page Error Check:	<p>Required response if Citizenship Status = 'Other' and 'No Documents' is unchecked; else error message, "You must select your Visa Type or check 'No Documents'."</p> <p>Required response if Citizenship Status = 'Student Visa'; else error message, "You must select your Visa Type."</p> <p>If Citizenship Status = 'Student Visa', then Visa Type dropdown is restricted to F1 and M1.</p>
	<p>If visa_type is Student Visa F1 or M1, then do not display the Residency Page.</p> <p>"IF <visa_type> is F1, M1, or J1, THEN <no_perm_address_homeless> must be empty (No/False), else error message, "We found a conflict in your responses. F1, M1, or J1 student visa holders, must provide a permanent address in order to submit this application. Please enter your permanent address by editing your OpenCCC Account on the Account Information section."</p> <p>If 'No Documents' is checked, then the Visa Type dropdown is disabled with a no selection.</p>
Conditions:	<p>Appears only if Citizenship Status is one of the following:</p> <p>Student Visa (F-1 or M-1)</p> <p>Other</p>
Onscreen Label/Prompt Text:	Visa Type [menu]
Additional Text:	None
Help:	<p>Visa Type [link]</p> <p>A citizen of a foreign country who seeks to enter the United States generally must first obtain a U.S. visa, which is placed in the traveler's passport. Visa types are defined by U.S. immigration law, and relate to the purpose of travel to the U.S.</p> <p>Your visa type is indicated under the 'Visa Type/Class' heading, as illustrated on the U.S. Department of State website: https://travel.state.gov/content/visas/en/general/all-visacategories.html.</p>

Notes:	For a list of Visa Types, see Table F: Visa Types
Revision Log:	Rev. 12.5.14 – Updated Table F (Visa Types). v1.1: Changed meaning of “OTHR” option from ‘Other or None’ to ‘Other’ in Table of Visa Types.

No Documents

Data Element:	no_documents
Description:	Applicant has checked box for No Documents
Type/Format, Length:	boolean, 1
Value/Response Options:	Checked or Unchecked 1 = True/Yes 0 = False/No
Allows Null:	Yes
Default:	None
Storage/Usage:	
Field Error Check:	None
Page Error Check:	If checked, visa_type is disabled and set to no selection.
Conditions:	Appears only if Citizenship Status is ‘Other’
Onscreen Label/Prompt Text:	[checkbox] No Documents
Additional Text:	None
Pop-Up Help:	None
Notes:	None
Revision Log	

Visa/Alien Registration Issue Date

Data Element:	alien_reg_issue_date
Description:	Applicant’s response regarding Visa/Alien Registration Issue Date
Type/Format, Length:	Date, 10 (yyyy-mm-dd for download)

Values/Response Options:	Date: mm/dd/yyyy
Allows Null:	Yes
Default:	None
Storage/Usage:	
Field Error Check:	Required response if Alien Registration Number is entered OR Citizenship Status is "5 = Student Visa F1 or M1" OR "Visa Type is selected AND "No Documents" is empty; else error message, "You must enter your Visa/Alien Registration issue date."
Page Error Check:	Cannot be prior to birthdate, "Your Visa/Alien Registration issue date cannot be before your date of birth; please correct." Day must be valid for month; else error message, "The day you selected is not valid for the month you selected." If mm/dd is February 29, year must be a leap year; else error message, "The day you selected is not valid for the year you entered." Must not be after Visa/Alien Registration Expiration Date; else error message, "Your Visa/ Alien Registration Expiration Date must be before your Visa/Alien Registration Expiration Date."
Conditions:	Appears if Citizenship Status is 'Student Visa (F-1 or M-1)' or if Alien Registration Number is entered or if a Visa Type is selected.
Onscreen Label/Prompt Text:	Visa/Alien Registration Issue Date Month [menu] Day [menu] Year [textbox] yyyy
Additional Text:	None
Help:	Provide the issue date of your Visa or Alien Registration Card.
Notes:	None
Revision Log:	

Visa/Alien Registration Expiration Date

Data Element:	alien_reg_expire_date
Description:	Applicant's response regarding Visa/Alien Registration Expiration Date
Type/Format, Length:	Date, 10 (yyyy-mm-dd download format)
Values/Response Options:	Date: mm/dd/yyyy
Allows Null:	Yes

Default:	None
Storage/Usage:	
Field Error Check:	Required response if alien_reg_issue_date is entered AND 'No Expiration Date' is not checked; else error message, "You must enter your Visa/Alien Registration Issue Date, or check 'No Expiration Date'."
Page Error Check:	Cannot be prior to birthdate, "Your Visa/Alien Registration expiration date cannot be before your date of birth; please correct." Day must be valid for month; else error message, "The day you selected is not valid for the month you selected." If mm/dd is February 29, year must be a leap year; else error message, "The day you selected is not valid for the year you entered." Must not be before Visa/Alien Registration Issue Date; else error message, "Your Visa/Alien Registration Expiration Date must be after your Visa/Alien Registration Issue Date."
Conditions:	Appears if Citizenship Status is 'Student Visa (F-1 or M-1)' or if Alien Registration Number is entered or if a Visa Type is selected.
Onscreen Label/Prompt Text:	Visa/Alien Registration Expiration Date Month [menu] Day [menu] Year [textbox] yyyy
Additional Text:	None
Help:	Provide the expiration date of your Visa or Alien Registration Card, or check "No Expiration Date."
Notes:	None
Revision Log	

Visa/Alien Registration: No Expiration Date

Data Element:	alien_reg_no_expire
Description:	Applicant has checked box for No Expiration Date
Type/Format, Length:	boolean, 1
Value/Response Options:	Checked or Unchecked 1 = True/Yes 0 = False/No
Allows Null:	Yes
Default:	None
Storage/Usage:	

Conditions:	Appears if Alien Registration Number is entered or if a Visa Type is selected.
Field Error Check:	If checked, the alien_reg_expire_date fields are disabled. On Save or Continue, the expiration date will be nullified.
Page Error Check:	None
Onscreen Label/Prompt Text:	[checkbox] No Expiration Date
Help:	Check this box if your Visa or Alien Registration Card does not have an expiration date.
Revision Log:	None

Military Information

Military Status

Data Element:	military_status
Description:	Applicant's response to Military Status
Type/Format, Length:	bpchar, 1
Value/Response Options:	<p>1 = None apply to me</p> <p>2 = I am currently serving on active duty</p> <p>3 = My parent/guardian/spouse is currently serving on active duty</p> <p>4 = I served in the U.S. military (veteran)</p> <p>5 = no longer in use</p> <p>6 = no longer in use</p> <p>7 = My parent/guardian/spouse served in the U.S. military (veteran)</p> <p>8 = I am a member of the Active Reserve</p> <p>9 = My parent/guardian/spouse is a member of the Active Reserve</p> <p>A = I am a member of the National Guard</p> <p>B = My parent/guardian/spouse is a member of the National Guard</p> <p>X = Noncredit Application</p>
Allows Null:	No
Default:	None

Storage/Usage:	
Field Error Check:	None
Page Error Check:	<p>Required selection; else error message, "You must select your Military Status."</p> <p>If the Military Status is:</p> <p>2 - "I am currently serving on active duty", OR</p> <p>3 - "My parent/guardian/spouse is currently serving on active duty", then:</p> <p>Display the State of Legal Residence question and require a response</p> <p>Display the Home of Record question and require a response;</p> <p>If the Home of Record response is "Foreign Country", then:</p> <p>Display the Country of Record question and require a response</p> <p>Display the Stationed in California question and require a response</p> <p>If response is "Yes", then display "In California for educational purposes for 30 days or more" question and require a response;</p> <p>4 - "I served in the U.S. military (veteran)" OR</p> <p>7 - "My parent/guardian/spouse served in the US military (veteran)", then:</p> <p>Display the Date you were discharged date fields and require a response</p> <p>Display the Type of discharge question and require a response</p> <p>Display the State of Legal Residence (military) when discharged question and require a response</p> <p>Display the Home of Record when discharged question and require a response;</p> <p>If the response is Foreign Country, then display the Country of Record when discharged question and require a response</p> <p>Display the Were you stationed in California question but do NOT require a response;</p> <p>8 - "I am a member of the Active Reserve" OR</p> <p>A - "I am a member of the National Guard", then:</p> <p>Display the State of Legal Residence question and require a response</p> <p>Display the Home of Record question and require a response;</p> <p>If the Home of Record response is "Foreign Country", then:</p> <p>Display the Country of Record question and require a response'</p> <p>Display the Stationed in California question and require a response</p>
Conditions:	Always
Onscreen Label/Prompt Text:	U.S. Military Status as of <RDD>: [menu]

Additional Text:	None
Help:	Select your U.S. Military Status as of <RDD>.
Notes:	Replaced all references to “veteran” with “served in the US military” per AB2478 (at CCCCO mandate.) residency table
Notes:	Per CCCCO, no longer using the term “veteran”. Changed all instances to “Served in the US military” on 12.5.14

Military Discharge Date

Data Element:	military_discharge_date
Description:	Applicant’s response to Military Discharge Date
Type/Format, Length:	Date, 10 (yyyy-mm-dd download format)
Values/Response Options:	Date: mm/dd/yyyy
Allows Null:	Yes
Default:	None
Storage/Usage:	
Field Error Check:	<p>Client and Server-side validation:</p> <p>Year is after 1900; else error message: "<fieldname> You must enter a 4-digit year after 1900."</p> <p>Date is before DOB; else error message: "<fieldname> You cannot enter a date before your date of birth."</p> <p>Leap year validation: If mm/dd is February 29, year must be a leap year; else error message: "<fieldname> The day you selected is not valid for the year you entered."</p> <p>Day must be valid for month; else error message, "<fieldname> The day you selected is not valid for the month you selected."</p>
Page Error Check:	<p>Required response; else error message, “You must provide your Military Discharge Date.”</p> <p>Must not be after <RDD>; else error message, “The Military Discharge Date cannot be after <RDD>. Please correct either the Discharge Date or the U.S. Military Status as of <RDD>.”</p>
Conditions:	<p>Appears only if Military Status is one of the following:</p> <p>4 - "I served in the US military (veteran)"</p> <p>7 - "My parent/guardian/spouse served in the U.S. military (veteran)"</p>
Onscreen Label/Prompt Text:	Discharge Date

	Month [menu] Day [menu] Year [textbox] yyyy
Additional Text:	None
Help:	Enter the date you were discharged from the military.
Notes:	<p>AB2478 asks for government and educational entities to stop using the term “veteran” and start using “Served in the US military”, as many former military members whom never saw combat do not associate themselves with being a “veteran”, especially women.</p> <p>Supports California SB272, which as of 1/1/08 grants enrollment priority to veterans for 2 years after discharge from active duty.</p>
Revision Log	

Military Discharge Type

Data Element:	discharge_type
Description:	Applicant’s response to type of discharge
Type/Format, Length:	Char(1)
Value/Response Options:	<p>1 = Honorable</p> <p>2 = Entry level separation (ELS)</p> <p>3 = General</p> <p>4 = Other Than Honorable (OTH)</p> <p>5 = Clemency Discharge</p> <p>6 = Bad Conduct (BCD)</p> <p>7 = Dishonorable</p>
Allows Null:	No
Default:	None
Storage/Usage:	
Field Error Check:	None
Page Error Check:	<p>Required response when Military Status is one of the following:</p> <p>4 - "I served in the U.S. military (veteran)</p> <p>7 - "My parent/guardian/spouse served in the U.S. military (veteran) else error message, “You must select the discharge type”.</p>
Conditions:	<p>Appears only if Military Status is one of the following:</p> <p>4 - "I served in the U.S. military (veteran)"</p>

	7 - "My parent/guardian/spouse served in the U.S. military (veteran)"
Onscreen Label/Prompt Text:	Type of Discharge [menu]
Additional Text:	None
Help:	Please select the type of military discharge that applies to you.
Notes:	Supports AB2478: Recently Discharged Military: Act to amend Section 68075.5 of the Education Code, relating to public postsecondary education. residency table

State of Legal Residence (Military)

Data Element:	military_legal_residence
Description:	Applicant's response to "State of Legal Residence (Military)"
Type/Format, Length:	bpchar, 2
Values/Response Options:	Menu of U.S. states and territories plus "Foreign Country"
Allows Null:	Yes
Default:	None
Storage/Usage:	
Field Error Check:	None
Page Error Check:	Required selection; else error message, "You must select your State of Legal Residence (Military)."
Onscreen Label/Prompt Text:	State of Legal Residence (Military) [menu]
Conditions:	Appears only if Military Status is one of the following: 2 - "I am currently serving on active duty" 3 - "My parent/guardian/spouse is currently serving on active duty" 4 - "I served in the U.S. military (veteran)" 7 - "My parent/guardian/spouse served in the U.S. military (veteran)" 8 - "I am a member of the Active Reserve" A - "I am a member of the National Guard"
Additional Text:	None

Help:	<p>Link displays:</p> <p>In the military, your "State of legal residence" (also called "domicile") is the place you consider as your true, fixed, and permanent home. It is the state to which you officially intend to return after your military service.</p> <p>Help displays:</p> <p>Select the Military State of Legal Residence for yourself or for your spouse or parent in the military.</p>
Notes:	None

Military Home State

Data Element:	military_home_state
Description:	Applicant's response to "Home of Record"
Type/Format, Length:	bpchar, 2
Values/Response Options:	Menu of U.S. states and territories plus "Foreign Country"
Values:	USPS state codes, plus XX = Foreign Country
Allows Null:	Yes
Default:	None
Storage/Usage:	
Field Error Check:	None
Page Error Check:	Required selection; else error message, "You must select the Home of Record."
Onscreen Label/Prompt Text:	Home of Record [menu]
Conditions:	<p>Appears only if Military Status is one of the following:</p> <p>2 - "I am currently serving on active duty"</p> <p>3 - "My parent/guardian/spouse is currently serving on active duty"</p> <p>4 - "I served in the U.S. military (veteran)"</p> <p>7 - "My parent/guardian/spouse served in the U.S. military (veteran)"</p> <p>8 - "I am a member of the Active Reserve"</p> <p>A - "I am a member of the National Guard"</p>
Help:	<p>Link displays:</p> <p>"Home of record" is almost always the state where you first joined the military. "Home of record" is an accounting term used by the military to determine a number of military benefits, such as travel allowances, transportation expenses, travel time to report to duty, etc. "Home of record" and "State of</p>

	<p>legal residence" are usually the same, because most people joining the military do so in the state that is their legal residence. However, "Home of record" and "State of legal residence" need not be the same.</p> <p>Help displays:</p> <p>Select the Military Home of Record for yourself or for your spouse or parent in the military.</p>
Data Element:	residency: military_home_state

Military Home Country

Data Element:	military_home_country
Description:	Applicant's response to Home of Record, State
Type/Format, Length:	bpchar, 2
Values:	ISO 3166 International Standard for country codes Alpha-2 code (officially assigned)
Allows Null:	Yes
Default:	None
Storage/Usage:	
Notes:	residency table
Onscreen Label/Prompt Text:	Country of Record [drop-down list]
Conditions:	Appears only if Home of Record <military_home_state> is 'Foreign Country'.
Values/Response Options:	Menu of Countries per ISO, not including United States
Help	Select the Country of Record for yourself or for your spouse or parent in the military.
Field Error Check	
Page Error Check:	Required selection; else error message, "You must select your Country of Record if your Home of Record is 'Foreign Country'."
Notes:	None

Military: Stationed in California

Data Element:	military_ca_stationed
Description:	Applicant's response to whether military person is Currently Station in California
Type/Format, Length:	boolean, 1
Values:	1 = True/Yes 0 = False/No
Allows Null:	Yes
Default:	None
Storage/Usage:	
Notes:	residency
Onscreen Label/Prompt Text:	Currently Stationed in California?
	Yes [radio button] No [radio button]
Conditions:	Appears only if Military Status is one of the following: 2 - "I am currently serving on active duty" 3 - "My parent/guardian/spouse is currently serving on active duty" 4 - "I served in the U.S. military (veteran)" 7 - "My parent/guardian/spouse served in the U.S. military (veteran)" 8 - "I am a member of the Active Reserve" A - "I am a member of the National Guard"
Additional Text:	
Values/Response Options:	As shown in Prompt Text.
Help:	None
Field Error Check:	None
Page Error Check:	Required response; else error message, "You must indicate whether you or your parent/guardian/spouse is currently stationed in California."

Military: Stationed in California for Educational Purposes

Data Element:	military_stationed_ca_ed
Description:	Applicant's response to whether military person (or spouse/parent/dependent) is stationed in California for educational purposes only for 30 days or more.

Type/Format, Length:	boolean, 1
Values:	1 = True/Yes 0 = False/No
Allows Null:	Yes
Default:	None
Storage/Usage:	Used in Residency Algorithm as indicated in Table C. If value is Yes, integrity check flag 65 will be generated.
Notes:	This question was previously removed from CCCApply (Xap) in 2011, citing Legal Opinion 10-05. However, when correctly interpreted, in this case federal law trumps state law –
	Providing the current military member (or spouse/dependent) has been assigned to CA for educational purposes for more than 30 days.
Onscreen Label/Prompt Text:	"Is your assignment in California for educational purposes for 30 days or more?" Yes [radio button] No [radio button]
Conditions:	Appears only if Military Status is one of the following: 2 - "I am currently serving on active duty" 3 - "My parent/guardian/spouse is currently serving on active duty" AND Military Stationed in California is "Yes"
Additional Text:	Alt Question Text: Parent/Guardian/Spouse: "Is the military member's assignment in California for educational purposes for 30 days or more?" Yes [radio button] No [radio button]
Values/Response Options:	As shown in Prompt Text.
Help:	None
Field Error Check:	None
Page Error Check:	Required response if "Currently Stationed in California = Yes; else error message, "You must specify whether you or your parent/guardian/spouse is stationed in California for educational purposes for 30 days or more."
Notes:	This question was previously removed from CCCApply (Xap) in 2011, citing Legal Opinion 10-05. However, when correctly interpreted, in this case federal law trumps state law – providing the current military member (or spouse/dependent) has been assigned to CA for education purposes for more than 30 days. residency table

Residency

The tables in this section show the fields that are populated from the Residency tab of the CCCApply standard application.

NOTE: The Residency page does not appear on the Application *IF*:

- the Citizenship Status response makes residency unnecessary
- the application is started and submitted using the Noncredit application URL (“non_credit=True”)

Note: Refer to Appendix A: Submission Calculation Service for a complete breakdown of the residency status determination (Standard application only).

California Resident for Two Years

Data Element:	ca_res_2_years
Description:	Applicant’s response regarding their residency in California since two years before RDD.
Type/Format, Length:	boolean, 1
Values/Response Options:	1 = True/Yes 0 = False/No
Allows Null:	Yes
Default:	None
Storage/Usage:	
Field Error Check:	None
Page Error Check:	Required response; else error message, “You must specify whether or not <you have/your parent or guardian has> lived in California since <RDD minus 2 years>.”
Conditions:	Always appears If <i>Subject to Parent/Guardian</i> = ‘Yes’, then question text will display: “Has your parent or guardian lived in California ...”
Onscreen Label/Prompt Text:	Have you lived in California continuously since <RDD minus 2 years>? [radio button] Yes [radio button] No
Additional Text:	None
Help:	Indicate yes or no if you have lived in California for two years or more as of <RDD – 2 years>.
Notes:	NOTE: The <i>Residency</i> page does not display to the user in the Application if the Citizenship Status response makes residency unnecessary.

Date Current Stay in California Began

Data Element:	ca_date_current
Description:	Applicant's response to Date Current Stay in California Began
Type/Format, Length:	Date, 10 (yyyy-mm-dd download format)
Values/Response Options:	Date: mm/dd/yyyy
Allows Null:	Yes
Default:	None
Storage/Usage:	
Field Error Check:	<p>Day must be valid for month; else error message, "The day you selected is not valid for the month you selected."</p> <p>If mm/dd is February 29, year must be a leap year; else error message, "The day you selected is not valid for the year you entered."</p> <p>Must be after <RDD> minus 2 years; else error message, "You have indicated that you have not lived in California continuously since <RDD minus 2 years>, but the date you entered for the beginning of your current stay in California is before<RDD minus 2 years>. Please correct the incorrect response."</p> <p>Must not be after <current_date>; else error message, "For the beginning of your current stay in California, you cannot enter a date after <current_date>. Please correct the date or check 'Not yet arrived in California.'"</p>
Page Error Check:	Required response unless Not Yet Arrived in California is checked; else error message, "You must specify the date <you/your parent or guardian> arrived in California, or check 'Not yet arrived in California.'"
Onscreen Label/Prompt Text:	<p>When did your CURRENT stay in California begin?</p> <p>Month [menu] Day [menu] Year [textbox] yyyy</p>
Conditions:	<p>Appears only if California Resident for 2 Years is 'No' [(ca_res_2_years) = No].</p> <p>If Subject to Parent/Guardian is 'Yes', question text will be: "When did your parent's or guardian's CURRENT stay in California begin?"</p>
Additional Text:	None
Help:	Specify the first day that <your/your parent's or guardian's> current stay in California began, disregarding temporary absences for education, business, or vacation.

Not Yet Arrived in California

Data Element:	ca_not_arrived
---------------	----------------

Description:	Whether applicant has checked the box for Not Yet Arrived in California
Type/Format, Length:	boolean, 1
Values/Response Options:	Checked or Unchecked 1 = True/Yes 0 = False/No
Allows Null:	Yes
Default:	None
Storage/Usage:	
Conditions:	Appears only if California Resident for 2 Years is 'No' [ca_res_2_years = No].
Field Error Check:	None
Page Error Check:	None
Onscreen Label/Prompt Text:	[checkbox] Not yet arrived in California
Additional Text:	None
Help:	None
Notes:	Checking this box clears and disables the month, day, and year fields.

State College Employee

Data Element:	ca_college_employee
Description:	Whether applicant is a full-time employee, or spouse/dependent of a full-time employee, of a state college
Type/Format, Length:	boolean, 1
Values/Response Options:	As shown in Prompt Text. 1 = True/Yes 0 = False/No
Allows Null:	Yes
Default:	Set default to "Null" if question is hidden

Storage/Usage:	
Field Error Check:	None
Page Error Check:	Required selection if displayed onscreen; else error message, “You must indicate whether or not <You or your spouse/your parent or guardian> is a full-time employee of one of the listed colleges / universities.”
Conditions:	Appears only if user selects one or more Out-of-State activities and the most recent year is within 2 years of the RDD If Subject to Parent/Guardian is ‘Yes’, question text will begin: “Is your parent or guardian a full-time employee ...”
Onscreen Label/Prompt Text:	Are you or your spouse a full-time employee of any of the following colleges/universities? California Community College California State University or College University of California Maritime Academy [radio button] Yes [radio button] No
Additional Text:	None
Help:	Click Yes if you are a full-time employee of one of the listed institutions. Otherwise, click No.
Revision Log:	March 2019

Public School Employee

Data Element:	ca_school_employee
Description:	Whether applicant is a full-time credentialed employee of a California public school enrolling in college to fulfill credential-related requirements.
Type/Format, Length:	boolean, 1
Values/Response Options:	As shown in Prompt Text. 1 = True/Yes 0 = False/No
Allows Null:	Yes

Default:	Set to "Null" if question is hidden.
Storage/Usage:	
Field Error Check:	None
Page Error Check:	Required selection if displayed on screen; else error message, "You must indicate whether or not you are a fulltime credentialed employee of a California public school enrolling in college for purposes of fulfilling credential-related requirements."
Conditions:	Appears only if user selects one or more Out-of-State activities and the most recent year is within 2 years of the RDD If Subject to Parent/Guardian is 'Yes', question text will begin: "Is your parent or guardian a full-time..."
Onscreen Label/Prompt Text:	Are you a full-time credentialed employee of a California public school enrolling in college for purposes of fulfilling credential-related requirements? [radio button] Yes [radio button] No
Additional Text:	None
Help:	Click Yes if you are a full-time credentialed employee of a California public school and you are enrolling at this college for purposes of fulfilling credential-related requirements. Otherwise, click No.
Revision Log:	March 2019

Seasonal Agricultural Worker

Data Element:	ca_seasonal_ag
Description:	Whether applicant has been employed as a seasonal agricultural worker for at least a total of two months of each of the past two years.
Type/Format, Length:	boolean, 1
Values/Response Options:	As shown in Prompt Text. 1 = True/Yes 0 = False/No
Allows Null:	Yes

Default:	Set to “Null” if question is hidden
Storage/Usage:	
Conditions:	Appears only if user selects one or more Out-of-State activities and the most recent year is within 2 years of the RDD If Subject to Parent/Guardian is ‘Yes’, question text will begin: “Has your parent or guardian been employed”
Field Error Check:	None
Page Error Check:	Required selection if appears onscreen; else error message, “You must indicate whether or not <you have/your parent or guardian has> been employed as a seasonal agricultural worker for at least a total of two months in each of the past two years.”
Onscreen Label/Prompt Text:	Have you been employed as a seasonal agricultural worker for at least a total of two months in each of the past two years? [radio button] Yes [radio button] No
Additional Text:	None
Help:	Click Yes if you been employed as a seasonal agricultural worker for two months or more in each of the past two years. Otherwise, click No.
Notes:	None

Homeless Youth

Data Element:	homeless_youth
Description:	Whether applicant has been determined to be a homeless youth at any time within the last 24 months.
Type/Format, Length:	boolean, 1
Values/Response Options:	1 = True/Yes 0 = False/No IF YES – trigger <i>Integrity Flag 40</i> “Applicant is under 25 years and has been determined Homeless within last 24 months by authorized agencies.”
Allows Null:	Yes

Default:	If <no_perm_address_homeless> = 1 (True/Yes) then set <homeless_youth> to Yes.
Field Error Check:	None
Page Error Check:	<p>If displayed, required selection; else error message, "Required user response if question is displayed; else error message, "You must select Yes or No to specify whether you have been determined homeless anytime within the last 24 months. If you have been determined homeless, select "Yes" and contact the Admissions Office to present verification."</p> <p>Must be "Yes/True" if <no_perm_address_homeless> is Yes/True, else error message, "We found a conflict in your responses. You must provide a Permanent Address or select "yes" to indicate that you have been homeless within the last 24 months."</p> <p>Must be "Yes/True" if <no_mailing_address_homeless> is Yes/True, else error message, "We found a conflict in your responses. You must provide a Current Mailing Address or select "yes" to indicate that you have been homeless within the last 24 months."</p>
Conditions:	<p>Only appears on the Residency page if applicant is under 25 years old at time of application.</p> <p>If <no_perm_address_homeless> checkbox – in the OpenCCC Account = Yes, the set default to Yes on this question.</p>
Onscreen Label/Prompt Text:	<p>At any time in the last 24 months were you determined to be homeless by any of the following?</p> <p>High school or school district homeless liaison</p> <p>Emergency shelter or transitional housing program</p> <p>Director of a runaway or homeless youth basic center or transitional living program</p> <p>[radio button] Yes [radio button] No</p>
Additional Text:	None
Help	Click Yes to specify whether you have been determined homeless anytime within the last 24 months by any of the agencies listed. If you have been determined homeless, contact the Admissions Office to present verification.
Notes:	<p>Added in March 2017 per AB 801 – Homeless Youth</p> <p>If YES then trigger <i>Integrity Flag 40</i>: "Applicant is under 25 years and has been determined Homeless within last 24 months by authorized agencies."</p>

Foster Youth in California (No Longer Used)

Data Element:	<p>ca_foster_youth</p> <p>This question became obsolete and was removed from the application based on new requirements for AB 194 and MIS SG03.</p>
---------------	---

Description:	Whether applicant is a current or former Foster Youth in California and under 20 years of age at RDD.												
Type/Format, Length:	boolean, 1												
Values:	<p>The calculation for how to set this field based on the foster_youth_status field.</p> <table border="1"> <thead> <tr> <th>Value</th> <th>Meaning</th> <th>Logic</th> </tr> </thead> <tbody> <tr> <td>1</td> <td>AB669 Eligibility = Yes</td> <td>(foster_youth_status=1 OR =2 OR =6) AND (RDD* minus Birthdate < 20 years)</td> </tr> <tr> <td>0</td> <td>AB669 Eligibility = No</td> <td>Logic: (foster_youth_status=0 OR =3 OR =4 OR =5) OR (RDD* minus Birthdate is >= 20 years)</td> </tr> <tr> <td colspan="3">* RDD = Residency Determination Date: 1 day before <i>term: date_start</i></td> </tr> </tbody> </table>	Value	Meaning	Logic	1	AB669 Eligibility = Yes	(foster_youth_status=1 OR =2 OR =6) AND (RDD* minus Birthdate < 20 years)	0	AB669 Eligibility = No	Logic: (foster_youth_status=0 OR =3 OR =4 OR =5) OR (RDD* minus Birthdate is >= 20 years)	* RDD = Residency Determination Date: 1 day before <i>term: date_start</i>		
Value	Meaning	Logic											
1	AB669 Eligibility = Yes	(foster_youth_status=1 OR =2 OR =6) AND (RDD* minus Birthdate < 20 years)											
0	AB669 Eligibility = No	Logic: (foster_youth_status=0 OR =3 OR =4 OR =5) OR (RDD* minus Birthdate is >= 20 years)											
* RDD = Residency Determination Date: 1 day before <i>term: date_start</i>													
Allows Null:	Yes												
Default:	None												
Storage/Usage:	To align with the updated requirements for AB12, this field was removed from the residency logic (Area B) and replaced with new logic (see Residency Area B Logic). The field will still populate based on the logic detailed under Values.												
Field Error Check:	None												
Notes:	This question became obsolete and was removed from the application based on new requirements for AB 194 and MIS SG03. The database field is still being populated but is no longer used in the residency algorithm.												
Notes:	This database field is still being populated.												

Foster Youth Status

Data Element:	foster_youth_status
Description:	Indicates the Foster Youth status of the applicant based on their screen input.
Type/Format, Length:	char 1
Values/Response Options:	<p>Set the value for this field as follows:</p> <p>0 = The response to “Have you ever been in <u>Court Ordered Foster Care?</u>” is No.</p> <p>Set the field based on the option selected when Foster Care question is Yes and the additional question text displays with radio buttons:</p>

	<p>1 = I am currently in foster care (including extended foster care after age 18).</p> <p>2 = I exited the foster care system <i>on or after</i> my 16th birthday.</p> <p>3 = No longer used</p> <p>4 = No longer used</p> <p>5 = I exited the foster care system <i>before</i> my 16th birthday.</p> <p>6 = I am not sure at what age I exited foster care.</p>
Allows Null:	Yes
Default:	None
Storage/Usage:	
Field Error Check:	<p>Required fields:</p> <p>For the Yes/No question, if not selected, error message is: "Please indicate if you have ever been in court-ordered foster care."</p> <p>When the Yes/No question = Yes, one of the options must be selected. If no option is selected, error message is: "Please select one of the foster care options."</p>
Page Error Check:	None
Conditions:	If the Residency page is displayed, this question will always appear.
Onscreen Label/Prompt Text:	<p>Have you ever been in court-ordered foster care?</p> <p>(See additional text below)</p>
Additional Text:	<p>When did you exit foster care?</p> <p>I am currently in foster care (including extended foster care after age 18).</p> <p>I exited the foster care system on or after my 16th birthday.</p> <p>I exited the foster care system before my 16th birthday.</p> <p>I am not sure at what age I exited foster care.</p>
Help:	<p>The "Have you ever been in Court Ordered Foster Care?" question link opens the following pop-up help:</p> <p>Court-Ordered Foster Care</p> <p>You have been in foster care if you were removed from your biological family through an order by a court, which can include placement with foster parents, in a group home, or with relatives/extended family members. If you were living with relatives you must have been placed through the foster care system by an order of the court.</p> <p>Foster Care includes, but is not limited to, placement in out-of-home care under the supervision of the Juvenile Probation Department. As long as you were placed within the foster care system by order of a court, you were in foster care. Having a legal guardian does not necessarily mean that you have been in foster care. If you need assistance with determining whether you were in foster care,</p>

	<p>you can contact the California Foster Care Ombudsman's office at (877) 846-1602 or Email: fosteryouthhelp@dss.ca.gov.</p> <p>Court-Ordered Foster Care Help icon text:</p> <p>Please indicate whether or not you have ever been placed in court-ordered Foster Care.</p> <p>The "When did you <u>exit foster care</u>?" link renders a help pop-up which reads:</p> <p>Foster Youth Exit Cases</p> <p>Reasons for exiting foster can include adoption, entering legal guardianship, reunification with parent(s), emancipation at age 18, or disqualification or voluntary exit after age 18.</p> <p>Not Sure</p> <p>If you need assistance with determining when you exited foster care, you can contact the California Foster Care Ombudsman's office at (877) 846-1602 or Email: fosteryouthhelp@dss.ca.gov.</p>
Notes:	<p>2019: Question text and the response options were updated in June 2019 per SB906</p> <p>Question revised in 2016 to better align data values with MIS and AB12.</p> <p>See Appendix A: Submission Calculations Service Residency: Area B logic, Step 4. AB669 approved in 2009.</p> <p>Question revised in 2013.</p>

Foster Youth Priority

Data Element:	foster_youth_priority											
Description:	Calculated result for AB194 eligibility. Eligibility is defined as being a current foster youth or former foster youth who was in foster care as of the applicant's 18th birthday and under age 25.											
Type/Format, Length:	boolean, 1											
Values:	<p>AFTER the foster_youth_status field has been set, set the value of foster_youth_priority as follows:</p> <table border="1" data-bbox="461 1522 1406 1837"> <thead> <tr> <th>Value</th> <th>Meaning</th> <th>Logic</th> </tr> </thead> <tbody> <tr> <td>1</td> <td>AB194 Eligibility = Yes</td> <td>(foster_youth_status=1 OR =2 OR =3 OR =4 OR =6) AND (RDD* minus Birthdate < 25 years) THEN set Flag 71</td> </tr> <tr> <td>0</td> <td>AB194 Eligibility = No</td> <td>(foster_youth_status =0 OR =5) OR (RDD* minus Birthdate is >= 25 years)</td> </tr> </tbody> </table> <p>* RDD = Residency Determination Date: 1 day before <i>term: date_start</i></p>			Value	Meaning	Logic	1	AB194 Eligibility = Yes	(foster_youth_status=1 OR =2 OR =3 OR =4 OR =6) AND (RDD* minus Birthdate < 25 years) THEN set Flag 71	0	AB194 Eligibility = No	(foster_youth_status =0 OR =5) OR (RDD* minus Birthdate is >= 25 years)
Value	Meaning	Logic										
1	AB194 Eligibility = Yes	(foster_youth_status=1 OR =2 OR =3 OR =4 OR =6) AND (RDD* minus Birthdate < 25 years) THEN set Flag 71										
0	AB194 Eligibility = No	(foster_youth_status =0 OR =5) OR (RDD* minus Birthdate is >= 25 years)										

Allows Null:	Yes
Default:	None
Storage/Usage:	<p>Calculated result for AB194 eligibility.</p> <p>This field triggers Integrity Flag 71 (the applicant is eligible for Foster Youth Priority registration) if the value after calculation = 1.</p> <p>See Appendix A: <i>Table E– Residency Integrity Flags</i> for specific language.</p>
Notes:	<p>The Foster Youth Priority field is the only trigger for Integrity Flag 71. The Integrity Flag 71 is triggered if the value after calculation is "1" (meaning the applicant is eligible for Foster Youth Priority registration).</p> <p>See <i>Table E. Residency Integrity Flags</i> in Appendix A: Submission Calculation Logic & Residency Algorithm.</p>
Revision Log:	1/29/16

Foster Youth MIS

Data Element:	foster_youth_mis										
Description:	Derived field based on foster_youth_status.										
Type/Format, Length:	boolean, 1										
Values:	<p>AFTER the foster_youth_status field has been set, set the value of foster_youth_mis as follows:</p> <table border="1"> <thead> <tr> <th>Value</th> <th>Meaning</th> <th>Logic</th> </tr> </thead> <tbody> <tr> <td>1</td> <td>MIS SG03 = 1</td> <td><i>foster_youth_status</i>=1 OR =2 OR =3 OR =4 OR =5</td> </tr> <tr> <td>0</td> <td>MIS SG03 = 0</td> <td><i>foster_youth_status</i>=0</td> </tr> </tbody> </table> <p>Note: Even though = 3 and = 4 are no longer used, they remain in the logic for assurance that in case the values should appear, they will be considered eligible.</p>		Value	Meaning	Logic	1	MIS SG03 = 1	<i>foster_youth_status</i> =1 OR =2 OR =3 OR =4 OR =5	0	MIS SG03 = 0	<i>foster_youth_status</i> =0
Value	Meaning	Logic									
1	MIS SG03 = 1	<i>foster_youth_status</i> =1 OR =2 OR =3 OR =4 OR =5									
0	MIS SG03 = 0	<i>foster_youth_status</i> =0									
Allows Null:	Yes										
Default:	None										
Storage/Usage:											
Notes:	In CCCApply, this field is case sensitive (lower) = foster_youth_mis										

Declared Residency Outside California for Taxes

Data Element:	ca_outside_tax
Description:	Response to whether applicant (or parent/guardian) has declared residency in another state for state income tax purposes in the 2 years prior to RDD
Type/Format, Length:	boolean, 1
Values/Response Options:	As shown in Question Text. Values = True / False / Null 1 = True 0 = False Null
Allows Null:	Yes
Default:	IF the question is displayed: IF checkbox is NOT empty, value = True IF checkbox IS EMPTY, then value = False IF question is hidden: Set value = Null
Storage/Usage:	NOTE: IF hidden, such as in the Noncredit application, then default to NULL For a standard application, it will default to False, unless the user checks the checkbox.
Field Error Check:	None
Page Error Check:	Optional response.
Conditions:	If the Residency page is displayed, this question will always appear.
Onscreen Label/Prompt Text:	"As of <RDD minus 2 years>, have you engaged in any of the following activities? Check each activity that applies." [checkbox] I paid taxes outside of California [checkbox] I registered to vote outside of California [checkbox] I declared residency at a college or university outside of California [checkbox] I filed for a lawsuit or divorce outside of California

	<p>If Subject to Parent/Guardian is 'Yes', question text will be:</p> <p>As of <RDD minus 2 years>, has your parent or guardian engaged in any of the following activities?" Check each activity that applies."</p> <p>[checkbox] Taxes were paid outside of California</p> <p>[checkbox] Registered to vote outside of California</p> <p>[checkbox] Declared residency at a college or university outside of California</p> <p>[checkbox] Filed for a lawsuit or divorce outside of California</p>
Additional Text:	None
Help:	Click Yes if, since <RDD – 2 years>, you filed an income tax return as a resident of a state other than California. Otherwise, click No.
Revision Log:	Combined all original Out-of-State Activity questions (question text & response options) to one, combined question with optional checkbox responses as shown in <i>Question Text</i>

Declared Residency Outside California for Taxes Year

Data Element:	ca_outside_tax_year
Description:	Most recent year indicated for declaring residency in another state for state income tax purposes
Type/Format, Length:	Date, 10 (yyyy-mm-dd download format)
Values/Response Options:	Four-digit year. UI entry: Integer, between <RDDyear> and <RDDYear – 2>
Allows Null:	Yes
Default:	None
Storage/Usage:	
Field Error Check:	Must be year portion of <RDD>, <RDD minus 1 year>, or <RDD minus 2 years>; else error message, "For '<have you/has your parent or guardian> declared residency in another state for state income tax purposes', the year must be between <RDDyear minus 2 years> and <RDDyear>."
Page Error Check:	Required response; else error message, "You must specify the year that <you/your parent or guardian> declared residency in another state for state income tax purposes."
Conditions:	Appears only if Residency Outside California for Taxes is 'Yes'.

Onscreen Label/Prompt Text:	If Yes, what was the most recent year? [textbox]
Additional Text:	None
Help:	Enter the year in which you most recently filed an income tax return as a resident of a state other than California.

Registered to Vote Outside California

Data Element:	ca_outside_voted
Description:	Response to whether applicant (or parent/guardian) has registered to vote in another state in the 2 years prior to RDD
Type/Format, Length:	boolean, 1
Values/Response Options:	As shown in Question Text. Values = True / False / Null 1 = True 0 = False Null
Allows Null:	Yes
Default:	IF the question is displayed: IF checkbox is NOT empty, value = True IF checkbox IS EMPTY, then value = False IF question is hidden: Set value = Null
Storage/Usage:	NOTE: IF hidden, such as in the Noncredit application, then default to NULL For a standard application, it will default to False, unless the user checks the checkbox.
Field Error Check:	None
Page Error Check:	Optional response.
Conditions:	If the Residency page is displayed, this question will always appear.

Onscreen Label/Prompt Text:	<p>"As of <RDD minus 2 years>, have you engaged in any of the following activities? Check each activity that applies."</p> <p>[checkbox] I paid taxes outside of California</p> <p>[checkbox] I registered to vote outside of California</p> <p>[checkbox] I declared residency at a college or university outside of California</p> <p>[checkbox] I filed for a lawsuit or divorce outside of California</p> <p>If Subject to Parent/Guardian is 'Yes', question text will be:</p> <p>As of <RDD minus 2 years>, has your parent or guardian engaged in any of the following activities?" Check each activity that applies."</p> <p>[checkbox] Taxes were paid outside of California</p> <p>[checkbox] Registered to vote outside of California</p> <p>[checkbox] Declared residency at a college or university outside of California</p> <p>[checkbox] Filed for a lawsuit or divorce outside of California</p>
Additional Text:	None
Help:	Click Yes if, since <RDD – 2 years>, you registered to vote in a state other than California. Otherwise, click No.
Revision Log:	<p>March 2019</p> <p>Combined all original Out-of-State Activity questions (question text & response options) to one, combined question with optional checkbox responses as shown in <i>Question Text</i></p>

Registered to Vote Outside California: Year

Data Element:	ca_outside_voted_year
Description:	Most recent year indicated for registering to vote in another state
Type/Format, Length:	Date, 10 (yyyy-mm-dd download format)
Values/Response Options:	UI entry: Integer, between <RDDyear> and <RDDYear – 2>
Allows Null:	Yes
Default:	None
Storage/Usage:	

Field Error Check:	Must be year portion of <RDD>, <RDD minus 1 year>, or <RDD minus 2 years>; else error message, "For '<have you/has your parent or guardian> registered to vote in another state', the year must be between <RDDyear minus 2 years> and <RDDyear>."
Page Error Check:	Required response; else error message, "You must specify the year that <you/your parent or guardian> registered to vote in another state."
Conditions:	Appears only if Registered To Vote Outside California is 'Yes'.
Onscreen Label/Prompt Text:	If Yes, what was the most recent year? [textbox]
Additional Text:	None
Values/Response Options:	Four-digit year.
Help:	Enter the year in which you most recently registered to vote in a state other than California.

Residence for College Outside California

Data Element:	ca_outside_college
Description:	Response to whether applicant (or parent/guardian) has declared residency outside California to attend a college or university in the 2 years prior to RDD
Type/Format, Length:	boolean, 1
Values/Response Options:	Values = True / False / Null 1 = True 0 = False Null
Allows Null:	Yes
Default:	IF the question is displayed: IF checkbox is NOT empty, value = True IF checkbox IS EMPTY, then value = False IF question is hidden: Set value = Null
Storage/Usage:	NOTE: IF hidden, such as in the Noncredit application, then default to NULL

	For a standard application, it will default to False, unless the user checks the checkbox.
Field Error Check:	None
Page Error Check:	Optional response.
Conditions:	If the Residency page is displayed, this question will always appear.
Onscreen Label/Prompt Text:	<p>"As of <RDD minus 2 years>, have you engaged in any of the following activities? Check each activity that applies."</p> <p>[checkbox] I paid taxes outside of California</p> <p>[checkbox] I registered to vote outside of California</p> <p>[checkbox] I declared residency at a college or university outside of California</p> <p>[checkbox] I filed for a lawsuit or divorce outside of California</p> <p>If Subject to Parent/Guardian is 'Yes', question text will be:</p> <p>As of <RDD minus 2 years>, has your parent or guardian engaged in any of the following activities?"</p> <p>Check each activity that applies."</p> <p>[checkbox] Taxes were paid outside of California</p> <p>[checkbox] Registered to vote outside of California</p> <p>[checkbox] Declared residency at a college or university outside of California</p> <p>[checkbox] Filed for a lawsuit or divorce outside of California</p>
Additional Text:	None
Help:	Enter the year in which you most recently declared residency at a college or university in a state other than California.
Revision Log:	<p>March 2019</p> <p>Combined all original Out-of-State Activity questions (question text & response options) to one, combined question with optional checkbox responses as shown in <i>Question Text</i></p>

Residence for College Outside California: Year

Data Element:	ca_outside_college_year
Description:	Most recent year indicated for declaring residency outside California to attend a college or university
Type/Format, Length:	Date, 10 (yyyy-mm-dd download format)

Values/Response Options:	Four digit year UI entry: Integer, between <RDDyear> and <RDDYear – 2>
Allows Null:	Yes
Default:	None
Storage/Usage:	
Field Error Check:	Must be year portion of <RDD>, <RDD minus 1 year>, or <RDD minus 2 years>; else error message, “For ‘<have you/has your parent or guardian> declared residency at an out-of-state college or university’, the year must be between <RDDyear minus 2 years> and <RDDyear>.”
Page Error Check:	Required response; else error message, “You must specify the year that <you/your parent or guardian> declared residency at an out-of-state college or university.”
Conditions:	Appears only if Residence for College Outside California is ‘Yes’.
Onscreen Label/Prompt Text:	If Yes, what was the most recent year? [textbox]
Additional Text:	None
Values/Response Options:	Four-digit year.
Help:	Enter the year in which you most recently registered to vote in a state other than California.
Notes:	None

Lawsuit Outside California

Data Element:	ca_outside_lawsuit
Description:	Response to whether applicant (or parent/guardian) has instituted a legal petition outside California in the 2 years prior to RDD
Type/Format, Length:	boolean, 1
Values/Response Options:	As shown in Question Text. Values = True / False / Null 1 = True

	<p>0 = False</p> <p>Null</p>
Allows Null:	Yes
Default:	<p>IF the question is displayed:</p> <p>IF checkbox is NOT empty, value = True</p> <p>IF checkbox IS EMPTY, then value = False</p> <p>IF question is hidden:</p> <p>Set value = Null</p>
Storage/Usage:	<p>NOTE: IF hidden, such as in the Noncredit application, then default to NULL</p> <p>For a standard application, it will default to False, unless the user checks the checkbox.</p>
Notes:	residency table
Field Error Check:	None
Page Error Check:	Optional response.
Conditions:	If the Residency page is displayed, this question will always appear.
Onscreen Label/Prompt Text:	<p>"As of <RDD minus 2 years>, have you engaged in any of the following activities? Check each activity that applies."</p> <p>[checkbox] I paid taxes outside of California</p> <p>[checkbox] I registered to vote outside of California</p> <p>[checkbox] I declared residency at a college or university outside of California</p> <p>[checkbox] I filed for a lawsuit or divorce outside of California</p> <p>If Subject to Parent/Guardian is 'Yes', question text will be:</p> <p>As of <RDD minus 2 years>, has your parent or guardian engaged in any of the following activities?"</p> <p>Check each activity that applies."</p> <p>[checkbox] Taxes were paid outside of California</p> <p>[checkbox] Registered to vote outside of California</p> <p>[checkbox] Declared residency at a college or university outside of California</p> <p>[checkbox] Filed for a lawsuit or divorce outside of California</p>
Additional Text:	None

Help:	Click Yes if, since <RDD - 2 years>, you petitioned for a lawsuit or a divorce as a resident in a state other than California. Otherwise, click No.
Revision Log:	March 2019 Combined all original Out-of-State Activity questions (question text & response options) to one, combined question with optional checkbox responses as shown in <i>Question Text</i>

Lawsuit Outside California: Year

Data Element:	ca_outside_lawsuit_year
Description:	Most recent year indicated for petitioning for a lawsuit or a divorce as a resident in another state
Type/Format, Length:	Date, 10 (yyyy-mm-dd download format)
Values/Response Options:	Four-digit year UI entry: Integer, between <RDDyear> and <RDDYear – 2>
Allows Null:	Yes
Default:	None
Storage/Usage:	
Conditions:	Appears only if Lawsuit Outside California is 'Yes'.
Field Error Check:	Must be year portion of <RDD>, <RDD minus 1 year>, or <RDD minus 2 years>; else error message, "For '<have you/has your parent or guardian> petitioned for a lawsuit or a divorce as a resident in another state', the year must be between <RDDyear minus 2 years> and <RDDyear>."
Page Error Check:	Required response; else error message, "You must specify the year that <you/your parent or guardian> petitioned for a lawsuit or a divorce as a resident in another state."
Onscreen Label/Prompt Text:	If Yes, what was the most recent year? [textbox]
Additional Text:	None
Help:	Enter the year in which you most recently petitioned for a lawsuit or a divorce as a resident in a state other than California.
Notes:	None

Residency Status

Data Element:	res_status
Description:	Applicant's preliminary residency status as calculated in the Residency Algorithm in the Appendix A: Submission Calculations Service.
Type/Format, Length:	bpchar, 1
Values/Response Options:	<p>1 = Resident</p> <p>2 = Possible Resident. Documentation Required.</p> <p>3 = Non-resident</p> <p>N = Noncredit / Exempt</p>
Allows Null:	No
Default:	None
Storage/Usage:	Used by colleges as a preliminary indication of residency. Colleges have the responsibility to obtain appropriate documentation and make a final residency determination for every applicant.
Notes:	Populated by Submission Calculation Service (Residency Algorithm). See: Appendix A: Submission Calculation Logic & Residency Algorithm
Revision Log:	March 2019 – New value added = “N” = Noncredit/exempt – residency-determination exempt per AB3101. See Noncredit Status field.

Residency Status Change

Data Element:	res_status_change
Description:	Whether applicant's Residency Status is different than the Residency Status calculated in previous application(s)
Type/Format, Length:	boolean, 1
Values/Response Options:	<p>1 = True/Yes</p> <p>0 = False/No</p>
Allows Null:	No

Default:	None
Storage/Usage:	Alerts colleges to potential residency fraud.
Notes:	<p>Populated by Submission Calculation Service (Residency Algorithm).</p> <p>This data element may evolve as college needs regarding residency change information are explored further. See: <i>Appendix A: Submission Calculation Logic & Residency Algorithm</i></p>

Previous Residency Date

Data Element:	res_prev_date
Description:	Date of most recent application when applicant's Residency Status was different than the Residency Status calculated for this application
Type/Format, Length:	date, 10 (yyyy-mm-dd download format)
Values:	Valid date
Allows Null:	Yes
Default:	None
Storage/Usage:	Alerts colleges to potential residency fraud.
Notes:	<p>Populated by Submission Calculation Service (Residency Algorithm); for details, see Appendix A: Submission Calculation Service specification.</p> <p>This data element may evolve as college needs regarding residency change information are explored further. See: <i>Appendix A: Submission Calculation Logic & Residency Algorithm</i></p>

Residency Integrity Flags

Data Element:	integrity_flags
Description:	Residency Integrity Flags generated by the Residency Algorithm in the Submission Calculation Service
Type/Format, Length:	character varying (255)

Values:	2-character codes, comma-delimited. Codes are sorted in ascending order. For valid codes and their meanings, see the table of Residency Integrity Flags in <i>Table E: Residency Integrity Flags</i> in <i>Appendix A: Submission Calculation Service</i> .
Allows Null:	No
Default:	None
Storage/Usage:	Alerts college A&R personnel to reasons for the preliminary residency and ineligibility calculations and/or to responses that might require documentation or warrant special attention when making a final residency determination or admission decision.
Notes:	Populated by Submission Calculation Service (Residency Algorithm); for details. See: Appendix A: Submission Calculation Logic & Residency Algorithm

Ineligible for Admission Flag

Data Element:	adm_ineligible
Description:	Applicant's eligibility for admission as calculated by the Submission Calculation Service
Type/Format, Length:	smallint, 1
Values/Response Options:	0 = Applicant is eligible for admission 1 = Applicant is ineligible for admission 2 = Applicant is HS grad under 18 as of RDD; eligible for admission with documentation
Allows Null:	No
Default:	None
Storage/Usage:	Alerts colleges to applicants who are not, or may not be, eligible for admission.
Notes:	Populated by Submission Calculation Service; for details, see Appendix A: Submission Calculation Service specification. See: Appendix A: Submission Calculation Logic & Residency Algorithm

Eligible for AB540 Waiver

Data Element:	elig_ab540
Description:	Whether applicant is eligible for AB540 tuition waiver, as determined by the Submission Calculation Service
Type/Format, Length:	boolean, 1
Values:	1 = True/Yes 0 = False/No
Allows Null:	No
Default:	None
Storage/Usage:	Alerts college Financial Aid personnel to applicants who are eligible for AB540 tuition waiver. Determines whether AB540 information and links are included on the Links and Opportunities page.
Notes:	Populated by Submission Calculation Service; for details, see CCCApply Appendix A: Submission Calculations Service specification. <i>See: Appendix A: Submission Calculation Logic & Residency Algorithm</i>

Financial Aid Referral Flag

Data Element:	fin_aid_ref
Description:	Whether applicant has indicated interest in or need for financial aid, as determined by the Submission Calculation Service.
Type/Format, Length:	boolean, 1
Values:	1 = True/Yes 0 = False/No
Allows Null:	No
Default:	None
Storage/Usage:	Alerts college Financial Aid personnel to applicants who are interested in financial aid.

	Determines whether FAFSA link (and later, BOGFW link) is included on the Links and Opportunities page.
Notes:	See: <i>Appendix A: Submission Calculation Logic & Residency Algorithm</i>

Needs & Interests

The tables in this section show the data element information for the fields that are populated on the Needs & Interests tab of the CCCApply Standard & Noncredit Applications.

Once an applicant submits their application, their responses to the needs and interests questions are mapped and stored in the submitted_application table (i.e. a response to “Comfortable with English” is stored in the comfortable_english column) and are available for download.

Summary Table of Needs & Interests Values

The values below represent a summary of the values stored in the system ni_id table as displayed below. Once an applicant's application is submitted, responses to these questions are stored and available for download from the single submitted_application table. For details on the values you can download, see the tables that follow the table below.

ni_id	Question
1	Comfortable with English = No
2	Financial Aid Info = Yes
3	Receiving TANF, SSI, General Assistance = Yes
4	Foster Youth = Yes (Question removed from application – October 2014)
5	Athletic Interest = Yes, including intercollegiate
6	Athletic Interest = Yes, but not intercollegiate
7	Academic Counseling/Advising = Yes (checked)
8	Basic Skills (reading, writing, math) = Yes (checked)
9	CalWorks = Yes (checked)
10	Career Planning = Yes (checked)
11	Child Care = Yes (checked)
12	Counseling - Personal = Yes (checked)

13	DSPS - Disabled Student Programs and Services = Yes (checked)
18	Employment Assistance = Yes (checked)
14	EOPS - Extended Opportunity Programs and Services = Yes (checked)
15	ESL - English as a Second Language = Yes (checked)
16	Health Services = Yes (checked)
17	Housing Information = Yes (checked)
19	Online Classes = Yes (checked)
20	Re-entry Program (after 5 years out) = Yes (checked)
21	Scholarship Information = Yes (checked)
22	Student Government = Yes (checked)
23	Testing, Assessment, Orientation = Yes (checked)
24	Transfer Information = Yes (checked)
25	Tutoring Services = Yes (checked)
26	Veterans Services = Yes (checked)

Comfortable With English

Data Element:	comfortable_english
Description:	Question to assess applicant's comfort level in reading/writing English.
Format:	boolean
Length:	Downloads as "t" or "f" when format length is set to 1, or "true" or "false" if format length is set to 5
Values/Response Options:	t = Yes/True f = No/False
Allows Null:	Yes
Field Error Check:	None
Page Error Check:	None

Conditions:	Does not appear to the user if the application is started and submitted using the Noncredit application URL ("non_credit=True")
Onscreen Label/Prompt Text:	Are you comfortable reading and writing English? Yes [radio button] No [radio button]
Additional Text:	None
Pop-Up Help:	None
Notes:	In 2003, the current form of this question was implemented to better identify applicants who might need language assistance. Response is optional.
Revision Log:	March 2019

Financial Aid Information

Data Element:	financial_assistance
Description:	Question that allows applicant to express interest in receiving information about money for college
Format:	boolean
Length:	Downloads as "t" or "f" when format length is set to 1, or "true" or "false" if format length is set to 5
Values/Response Options:	Yes radio button, No radio button, or no selection
Allows Null:	Yes
Field Error Check:	None
Page Error Check:	None
Conditions:	Does not appear to the user if the application is started and submitted using the Noncredit application URL ("non_credit = True").
Onscreen Label/Prompt Text:	Are you interested in receiving information about money for college? Yes [radio button] No [radio button]
Additional Text:	None
Pop-Up Help:	None

Notes:	None
Revision Log:	March 2019

Receiving TANF, SSI, General Assistance

Data Element:	tanf_ssi_ga
Description:	To assess if the applicant is currently receiving TANF/CalWORKs, SSI, or General Assistance
Format:	boolean
Length:	Downloads as "t" or "f" when format length is set to 1, or "true" or "false" if format length is set to 5
Values/Response Options:	Yes [radio button] No [radio button] or no selection
Allows Null:	Yes
Field Error Check:	None
Page Error Check:	None
Conditions:	Does not appear to the user if the application is started and submitted using the Noncredit application URL ("non_credit=True").
Onscreen Label/Prompt Text:	Are you receiving TANF/CalWORKs, SSI, or General Assistance? Yes [radio button] No [radio button]
Additional Text:	None
Pop-Up Help:	None
Revision Log:	March 2019

Athletic Interest: Intercollegiate

Data Element:	athletic_intercollegiate
Description:	On the Needs & Interests tab (Athletic Interest field group) applicant can indicate interest in intercollegiate team sports participation
Format:	boolean
Length:	Downloads as "t" or "f" when format length is set to 1, or "true" or "false" if format length is set to 5

Values/Response Options:	Yes [radio button] No [radio button] or no selection
Allows Null:	Yes
Field Error Check:	None
Page Error Check:	Required selection of one radio button in the Athletic Interest field group; else error message, “You must specify whether or not you are interested in participating in a sport while attending college.”
Conditions:	Always Does not appear to the user if the application is started and submitted using the Noncredit application URL (“non_credit=True”).
Onscreen Label/Prompt Text:	Are you interested in participating in a sport while attending college? [radio button] Yes, I am interested in one or more sports, including the possibility of playing on an <u>intercollegiate team</u> .
Additional Text:	(Your response does not obligate you in any way. To be eligible to participate on an intercollegiate team, you must be enrolled in at least 12 units.)
Help:	Levels of College Sports California Community Colleges generally offer the opportunity to participate in sports at various levels, though not all colleges offer sports at all levels. At the highest level, intercollegiate teams (also called ‘varsity teams’) represent the college in competition against other colleges, typically in conferences under the authority of the California Community Colleges Athletic Association (CCCAA). For more about this level of college sports, see the website for the CCCAA (www.cccaasports.org {hyperlink opens in another tab/window}) and the college’s website. {Replace ‘the college’s website’ with ‘the <CollegeName> website (<URL/hyperlink>’ if feasible). Intramural and club sports allow students to participate at a less rigorous level than the intercollegiate teams and/or to play a sport for which the college does not field an intercollegiate team. In intramural sports, several teams from the college play each other in college-sponsored competitions. In club sports, the clubs are sanctioned by the college but make or find their own opportunities for competition.
Notes:	This question is intended to be used as a key for determining which applicants will receive a Title IX survey from the college.
Revision Log:	March 2019

Athletic Interest: Intramural

Data Element:	athletic_intramural
Description:	On the Needs & Interests tab (Athletic Interest field group) applicant can indicate interest in intramural sports participation.

Format:	boolean
Length:	Downloads as "t" or "f" when format length is set to 1, or "true" or "false" if format length is set to 5
Values/Response Options:	Yes [radio button] No [radio button]
Allows Null:	Yes
Field Error Check:	None
Page Error Check:	Required selection of one radio button in the Athletic Interest field group; else error message, "You must specify whether or not you are interested in participating in a sport while attending college."
Onscreen Label/Prompt Text:	Are you interested in participating in a sport while attending college? [radio button] Yes, I am interested in <u>intramural or club sports</u> , but not in playing on an intercollegiate team.
Conditions:	Does not appear to the user if the application is started and submitted using the Noncredit application URL ("non_credit=True").
Additional Text:	(Your response does not obligate you in any way. To be eligible to participate on an intercollegiate team, you must be enrolled in at least 12 units.)
Pop-Up Help:	<p>Levels of College Sports</p> <p>California Community Colleges generally offer the opportunity to participate in sports at various levels, though not all colleges offer sports at all levels.</p> <p>At the highest level, intercollegiate teams (also called 'varsity teams') represent the college in competition against other colleges, typically in conferences under the authority of the California Community Colleges Athletic Association (CCCAA). For more about this level of college sports, see the website for the CCCAA (www.cccaasports.org{hyperlink opens in another tab/window}) and the college's website. {replace 'the college's website' with 'the <CollegeName> website (<URL/hyperlink>}' if feasible}</p> <p>Intramural and club sports allow students to participate at a less rigorous level than the intercollegiate teams and/or to play a sport for which the college does not field an intercollegiate team. In intramural sports, several teams from the college play each other in college-sponsored competitions. In club sports, the clubs are sanctioned by the college but make or find their own opportunities for competition.</p>
Notes:	This question is intended to be used as a key for determining which applicants will receive a Title IX survey from the college.
Revision Log:	March 2019

Athletic Interest: No

Data Element:	athletic_not_interested
---------------	-------------------------

Description:	On the Needs & Interests (Athletic Interest field group) applicant can indicate they are not interested in sports participation.
Format:	boolean
Length:	Downloads as "t" or "f" when format length is set to 1, or "true" or "false" if format length is set to 5
Values/Response Options:	No radio button or no selection
Allows Null:	Yes
Field Error Check:	None
Page Error Check:	Required selection of one radio button in the Athletic Interest field group; else error message, "You must specify whether or not you are interested in participating in a sport while attending college."
Conditions:	Does not appear to the user if the application is started and submitted using the Noncredit application URL ("non_credit=True").
Onscreen Label/Prompt Text:	Are you interested in participating in a sport while attending college? [radio button] No, I am not interested in participating in a sport (beyond taking P.E. classes).
Additional Text:	(Your response does not obligate you in any way. To be eligible to participate on an intercollegiate team, you must be enrolled in at least 12 units.)
Pop-Up Help:	None
Notes:	This question is intended to be used as a key for determining which applicants will receive a Title IX survey from the college.
Revision Log:	March 2019

Academic Counseling/Advising

Data Element:	academic_counseling
Description:	To indicate interest in academic advising
Format:	boolean
Length:	Downloads as "t" or "f" when format length is set to 1, or "true" or "false" if format length is set to 5
Values/Response Options:	Selection or no selection
Field Error Check:	None

Page Error Check:	None
Conditions:	Always
Onscreen Label/Prompt Text:	[check box] Academic counseling/advising
Additional Text:	Check the programs and services in which you are interested. (Not all college campuses offer every program and service listed.)
Allows Null:	Yes
Pop-Up Help:	None

Basic Skills

Data Element:	basic_skills
Description:	To indicate interest in assistance with reading, writing, or math
Format:	boolean
Length:	Downloads as "t" or "f" when format length is set to 1, or "true" or "false" if format length is set to 5
Values/Response Options:	Selection or no selection
Allows Null:	Yes
Field Error Check:	None
Page Error Check:	None
Conditions:	Always
Onscreen Label/Prompt Text:	[check box] Basic skills (reading, writing, math)
Additional Text:	Check the programs and services in which you are interested. (Not all college campuses offer every program and service listed.)
Pop-Up Help:	None

CalWorks

Data Element:	calworks
Description:	To indicate interest in CalWORKs monetary aid and services
Format:	boolean
Length:	Downloads as "t" or "f" when format length is set to 1, or "true" or "false" if format length is set to 5
Values/Response Options:	Selection or no selection
Field Error Check:	None
Page Error Check:	None
Conditions:	Always
Onscreen Label/Prompt Text:	[check box] CalWorks
Additional Text:	Check the programs and services in which you are interested. (Not all college campuses offer every program and service listed.)
Allows Null:	Yes
Pop-Up Help:	None

Career Planning

Data Element:	career_planning
Description:	To indicate interest in career planning assistance
Format:	boolean
Length:	Downloads as "t" or "f" when format length is set to 1, or "true" or "false" if format length is set to 5
Allows Null:	Yes
Values/Response Options:	Selection or no selection
Field Error Check:	None
Page Error Check:	None

Conditions:	Always
Onscreen Label/Prompt Text:	[check box] Career planning
Additional Text:	Check the programs and services in which you are interested. (Not all college campuses offer every program and service listed.)
Pop-Up Help:	None

Child Care

Data Element:	child_care
Description:	To indicate interest in child care assistance
Format:	boolean
Length:	Downloads as "t" or "f" when format length is set to 1, or "true" or "false" if format length is set to 5
Values/Response Options:	Selection or no selection
Allows Null:	Yes
Field Error Check:	None
Page Error Check:	None
Conditions:	Always
Onscreen Label/Prompt Text:	[check box] Child care
Additional Text:	Check the programs and services in which you are interested. (Not all college campuses offer every program and service listed.)
Pop-Up Help:	None

Counseling - Personal

Data Element:	counseling_personal
Description:	To indicate interest in personal counseling
Format:	boolean

Length:	Downloads as "t" or "f" when format length is set to 1, or "true" or "false" if format length is set to 5
Values/Response Options:	Selection or no selection
Allows Null:	Yes
Field Error Check:	None
Page Error Check:	None
Onscreen Label/Prompt Text:	[check box] Counseling - personal
Conditions:	Always
Additional Text:	Check the programs and services in which you are interested. (Not all college campuses offer every program and service listed.)
Pop-Up Help:	None

Disabled Student Programs and Services (DSPS)

Data Element:	dsps
Description:	To indicate interest in disabled student programs and services
Format:	boolean
Length:	Downloads as "t" or "f" when format length is set to 1, or "true" or "false" if format length is set to 5
Values/Response Options:	Selection or no selection
Allows Null:	Yes
Field Error Check:	None
Page Error Check:	None
Conditions:	Always
Onscreen Label/Prompt Text:	[check box] DSPS - Disabled Student Programs and Services
Additional Text:	Check the programs and services in which you are interested. (Not all college campuses offer every program and service listed.)

Pop-Up Help:	None
--------------	------

Extended Opportunity Programs and Services (EOPS)

Data Element:	eops
Description:	To indicate interest in extended opportunity programs and services (academic, financial, and/or encouragement for eligible students)
Format:	boolean
Length:	Downloads as "t" or "f" when format length is set to 1, or "true" or "false" if format length is set to 5
Values/Response Options:	Selection or no selection
Allows Null:	Yes
Field Error Check:	None
Page Error Check:	None
Conditions:	Always
Onscreen Label/Prompt Text:	[check box] EOPS - Extended Opportunity Programs and Services
Additional Text:	Check the programs and services in which you are interested. (Not all college campuses offer every program and service listed.)
Pop-Up Help:	None

English as a Second Language (ESL)

Data Element:	esl
Description:	To indicate interest in English as a second language support and/or programs
Format:	boolean
Length:	Downloads as "t" or "f" when format length is set to 1, or "true" or "false" if format length is set to 5
Values/Response Options:	Selection or no selection
Allows Null:	Yes

Field Error Check:	None
Page Error Check:	None
Conditions:	Always
Onscreen Label/Prompt Text:	[check box] ESL - English as a second language
Additional Text:	Check the programs and services in which you are interested. (Not all college campuses offer every program and service listed.)
Pop-Up Help:	None

Health Services

Data Element:	health_services
Description:	To indicate interest in health services
Format:	boolean
Length:	Downloads as "t" or "f" when format length is set to 1, or "true" or "false" if format length is set to 5
Values/Response Options:	Selection or no selection
Allows Null:	Yes
Field Error Check:	None
Page Error Check:	None
Conditions:	Always
Onscreen Label/Prompt Text:	[check box] Health services
Additional Text:	Check the programs and services in which you are interested. (Not all college campuses offer every program and service listed.)
Pop-Up Help:	None

Housing Information

Data Element:	housing_info
Description:	To indicate interest in student housing information
Format:	boolean
Length:	Downloads as "t" or "f" when format length is set to 1, or "true" or "false" if format length is set to 5
Values/Response Options:	Selection or no selection
Allows Null:	Yes
Field Error Check:	None
Page Error Check:	None
Conditions:	Always
Onscreen Label/Prompt Text:	[check box] Housing information
Additional Text:	Check the programs and services in which you are interested. (Not all college campuses offer every program and service listed.)
Pop-Up Help:	None

Employment Assistance

Data Element:	employment_assistance
Description:	To indicate interest in employment assistance
Format:	boolean
Length:	Downloads as "t" or "f" when format length is set to 1, or "true" or "false" if format length is set to 5
Values/Response Options:	Selection or no selection
Allows Null:	Yes
Field Error Check:	None
Page Error Check:	None

Conditions:	Always
Onscreen Label/Prompt Text:	[check box] Employment assistance
Additional Text:	Check the programs and services in which you are interested. (Not all college campuses offer every program and service listed.)
Pop-Up Help:	None

Online Classes

Data Element:	online_classes
Description:	To indicate interest in online classes
Format:	boolean
Length:	Downloads as "t" or "f" when format length is set to 1, or "true" or "false" if format length is set to 5
Values/Response Options:	Selection or no selection
Allows Null:	Yes
Field Error Check:	None
Page Error Check:	None
Conditions:	Always
Onscreen Label/Prompt Text:	[check box] Online classes
Additional Text:	Check the programs and services in which you are interested. (Not all college campuses offer every program and service listed.)
Pop-Up Help:	None

Re-Entry Program (After 5 Years Out)

Data Element:	reentry_program
Description:	To indicate interest in reentry programs
Format:	boolean

Length:	Downloads as "t" or "f" when format length is set to 1, or "true" or "false" if format length is set to 5
Values/Response Options:	Selection or no selection
Allows Null:	Yes
Field Error Check:	None
Page Error Check:	None
Conditions:	Always
Onscreen Label/Prompt Text:	[check box] Re-entry program (after 5 years out)
Additional Text:	Check the programs and services in which you are interested. (Not all college campuses offer every program and service listed.)
Pop-Up Help:	None

Scholarship Information

Data Element:	scholarship_info
Description:	To indicate interest in scholarship information
Format:	boolean
Length:	Downloads as "t" or "f" when format length is set to 1, or "true" or "false" if format length is set to 5
Values/Response Options:	Selection or no selection
Allows Null:	Yes
Field Error Check:	None
Page Error Check:	None
Conditions:	Always
Onscreen Label/Prompt Text:	[check box] Scholarship information
Additional Text:	Check the programs and services in which you are interested. (Not all college campuses offer every program and service listed.)

Pop-Up Help:	None
--------------	------

Student Government

Data Element:	student_government
Description:	To indicate interest in student government
Format:	boolean
Length:	Downloads as "t" or "f" when format length is set to 1, or "true" or "false" if format length is set to 5
Values/Response Options:	Selection or no selection
Allows Null:	Yes
Field Error Check:	None
Page Error Check:	None
Conditions:	Always
Onscreen Label/Prompt Text:	[check box] Student government
Additional Text:	Check the programs and services in which you are interested. (Not all college campuses offer every program and service listed.)
Pop-Up Help:	None

Testing, Assessment, Orientation

Data Element:	testing_assessment
Description:	To indicate interest in testing, assessment, or orientation
Format:	boolean
Length:	Downloads as "t" or "f" when format length is set to 1, or "true" or "false" if format length is set to 5
Values/Response Options:	Selection or no selection
Allows Null:	Yes

Field Error Check:	None
Page Error Check:	None
Conditions:	Always
Onscreen Label/Prompt Text:	[check box] Testing, assessment, orientation
Additional Text:	Check the programs and services in which you are interested. (Not all college campuses offer every program and service listed.)
Pop-Up Help:	None

Transfer Information

Data Element:	transfer_info
Description:	To indicate interest in transfer information
Format:	boolean
Length:	Downloads as "t" or "f" when format length is set to 1, or "true" or "false" if format length is set to 5
Values/Response Options:	Selection or no selection
Allows Null:	Yes
Field Error Check:	None
Page Error Check:	None
Conditions:	Always
Onscreen Label/Prompt Text:	[check box] Transfer information
Additional Text:	Check the programs and services in which you are interested. (Not all college campuses offer every program and service listed.)
Pop-Up Help:	None

Tutoring Services

Data Element:	tutoring_services
Description:	To indicate interest in tutoring services
Format:	boolean
Length:	Downloads as "t" or "f" when format length is set to 1, or "true" or "false" if format length is set to 5
Values/Response Options:	Selection or no selection
Allows Null:	Yes
Field Error Check:	None
Page Error Check:	None
Conditions:	Always
Onscreen Label/Prompt Text:	[check box] Tutoring services
Additional Text:	Check the programs and services in which you are interested. (Not all college campuses offer every program and service listed.)
Pop-Up Help:	None

Veterans Services

Data Element:	veterans_services
Description:	To indicate interest in veterans services
Format:	Boolean
Length:	Downloads as "t" or "f" when format length is set to 1, or "true" or "false" if format length is set to 5
Values/Response Options:	Selection or no selection
Allows Null:	Yes
Field Error Check:	None
Page Error Check:	None

Conditions:	Always
Onscreen Label/Prompt Text:	[check box] Veterans services
Additional Text:	Check the programs and services in which you are interested. (Not all college campuses offer every program and service listed.)
Pop-Up Help:	None

Demographic Information

The tables in this section show the fields that are populated from the Demographic Information tab of the CCCApply Standard application.

Gender

Data Element:	gender
Description:	Applicant's response to gender question in the Gender/Transgender section.
Type/Format, Length:	bpchar, 1
Values/Response Options:	F = Female M = Male B = Non-binary X = Decline to state <Null> = No selection
Allows Null:	Yes
Default:	-- Select Gender --
Storage/Usage:	Correlates to MIS element SB04, with some difference in values. Gender is used primarily by agencies affiliated with state reporting and evaluation of educational programs.
Field Error Check:	None
Page Error Check:	None
Conditions:	Always display the Gender data field (to minors and non-minors)
Onscreen Label/Prompt Text:	Gender [menu] (< when user is 17 yro and younger) Gender/Transgender [menu] (< when user is 18 yro and older)
Additional Text:	"This information will be used for state and federal reporting purposes. It is optional and voluntary and will not be used for a discriminatory purpose. "Gender in this context, means a person's sex, or a person's <u>gender identity</u> and <u>gender expression</u> ."
Help Icon	Please indicate your gender.

Pop-Up Help:	<p>The Pop-Up Help text box contains definitions for the Gender, Transgender, and Sexual Orientation questions/data fields. The Pop-Up Help box appears when the user clicks on any of the hyperlinks that appear onscreen for the user.</p> <p>The same help text (shown below) displays for all onscreen hyperlinks:</p> <p>"Sexual Orientation" Sexual orientation describes an enduring pattern of attraction-emotional, romantic, sexual, or some combination of these-to persons of the opposite sex, the same sex, or to both sexes, as well as the genders that accompany them.</p> <p>"Gender Identity" means one's private sense of being male or female.</p> <p>"Gender Expression" means a person's gender-related appearance and behavior, whether or not stereotypically associated with the person's assigned sex at birth.</p> <p>"Transgender" is the state of one's gender identity (self-identification as woman, man, neither or both) not matching one's assigned sex (identification by others as male, female or intersex based on physical/genetic sex).</p>
Notes:	<p>Correlates to MIS SB04, with modified descriptions.</p> <p>Gender is sensitive information, protected by federal law and the Office of Civil Rights. Any change to the text, prompt, access, or transmission of this data item must be approved by the Legal Counsel of the CCC Chancellor's Office and the Office of Civil Rights.</p> <p>This information may not be provided to staff in the capacity of making a decision to admit an applicant until after the applicant is admitted—that is, uniformly enabled to register for classes.</p> <p>"Decline to state" must be one of the choices for gender, per OCR. Not only does this choice provide the required option not to identify gender, there are also people who do not identify with any gender option.</p>
Revision Log:	6.28.19

Transgender

Data Element:	<p>transgender</p> <p>Note: RESTRICTED FIELD. Not downloadable via CCCApply Download Client.</p>
Description:	Applicant's response to transgender question in the Gender/Transgender section.
Type/Format, Length:	bytes, 1
Values/Response Options:	<p>1 = Yes</p> <p>2 = No</p> <p>3 = Decline to State</p> <p>0 = No selection</p> <p>Null = not displayed to user</p>

Allows Null:	Yes Null value is stored for applicants <i>under 18</i> years of age.
Default:	-- Select Transgender Response --
Storage/Usage:	These requirements are for the implementation of AB620. California law (AB620) requires the California Community Colleges to collect aggregate demographic information regarding the sexual orientation, gender identity, and gender expression of students. It also requests annual transmittal of summary demographic reporting to the Legislature and posting of such summary information on the CCC Chancellor's Office web site.
Field Error Check:	None
Page Error Check:	None
Conditions:	Displays ONLY if the applicant is 18 years old or older; Does NOT display if applicant is 17 years old or younger.
Onscreen Label/Prompt Text:	Do you consider yourself transgender? [menu]
Additional Text:	<i>"By California law, the California Community Colleges collect voluntary demographic information regarding the sexual orientation, gender identity, and gender expression of students. This information is used for summary demographic reporting and will not be used for a discriminatory purpose. Your responses are kept private and secure. Providing this information is optional."</i>
Pop-Up Help:	A single Pop-Up Help text box is used to display definitions/help for the Gender/Transgender section: "Sexual Orientation" Sexual orientation describes an enduring pattern of attraction-emotional, romantic, sexual, or some combination of these-to persons of the opposite sex, the same sex, or to both sexes, as well as the genders that accompany them. "Gender Identity" means one's private sense of being male or female. "Gender Expression" means a person's gender-related appearance and behavior, whether or not stereotypically associated with the person's assigned sex at birth. "Transgender" is the state of one's gender identity (self-identification as woman, man, neither or both) not matching one's assigned sex (identification by others as male, female or intersex based on physical/genetic sex).
Notes:	Restricted data; not available for download. AB620 questions do not appear to applicants under 18 years of age (minor). As per the AB620 requirements, only display the question text/label for "Transgender" if the student is 18 years old or older (non-minor). The "/Transgender" part of the Gender section label is conditional and only appears if the student is under 18 yrs. If the student is 18 years old or older, the "/Transgender" part of the section label should appear. 9.28.18: The "Additional Text" was changed to more accurately reflect how the demographic data is summarized and transmitted to the CCCCO.

Revision Log:	Revised onscreen text in 6.2.0 (9.28.18).
---------------	---

Sexual Orientation

Data Element:	orientation Note: RESTRICTED FIELD. Not downloadable via CCCApply Download Client.
Description:	Applicant's response to sexual orientation question
Type/Format, Length:	byte, 1
Values/Response Options:	1 = Straight/Heterosexual 2 = Gay or Lesbian/Homosexual 3 = Bisexual 4 = Other 5 = Decline to State 0 = No selection Null = Not displayed to user per DOB
Allows Null:	Yes Null value is stored for applicants <i>under</i> 18 years of age.
Default:	-- Select Sexual Orientation --
Storage/Usage:	These requirements are for the implementation of AB620. California law (AB620) requires the California Community Colleges to collect aggregate demographic information regarding the sexual orientation, gender identity, and gender expression of students. It also requests annual transmittal of summary demographic reporting to the Legislature and posting of such summary information on the CCC Chancellor's Office web site.
Field Error Check:	None
Page Error Check:	None
Conditions:	Display ONLY if the applicant is 18 years old or older; Do NOT display if applicant is 17 years or younger.
Onscreen Label/Prompt Text:	Please indicate your sexual orientation [menu]
Additional Text:	The sexual orientation question will appear in the following section with this text preceding the questions.

	<p><i>"By California law, the California Community Colleges collect voluntary demographic information regarding the sexual orientation, gender identity, and gender expression of students.</i></p> <p><i>This information is used for summary demographic reporting and will not be used for a discriminatory purpose.</i></p> <p><i>Your responses are kept private and secure.</i></p> <p><i>Providing this information is optional."</i></p>
Pop-Up Help:	<p>The same help text displays for the gender identity, gender expression, transgender, and sexual orientation links:</p> <p>"Sexual Orientation" Sexual orientation describes an enduring pattern of attraction-emotional, romantic, sexual, or some combination of these-to persons of the opposite sex, the same sex, or to both sexes, as well as the genders that accompany them.</p> <p>"Gender Identity" means one's private sense of being male or female.</p> <p>"Gender Expression" means a person's gender-related appearance and behavior, whether or not stereotypically associated with the person's assigned sex at birth.</p> <p>"Transgender" is the state of one's gender identity (self-identification as woman, man, neither or both) not matching one's assigned sex (identification by others as male, female or intersex based on physical/genetic sex).</p>
Notes:	Restricted data; not available for download. AB620 questions do not appear to applicants <i>under 18</i> years of age (minor).
Revision Log:	9.28.18: The onscreen text was changed to more accurately reflect how the demographic data is summarized and transmitted to the CCCCO.

Parent/Guardian Education Level

Data Element:	pg1_edu
Description:	Applicant's response to question about Parent/Guardian 1 Education Level.
Type/Format, Length:	bpchar, 1
Values/Response Options:	<p>1 = Grade 9 or less</p> <p>2 = Some high school; did not graduate</p> <p>3 = High school graduate (diploma, GED, or equivalent)</p> <p>4 = Some college credit; no degree</p> <p>5 = Associate's degree (for example: AA, AS)</p> <p>6 = Bachelor's degree (for example: BA, BS)</p> <p>7 = Graduate degree (Master's, Ph.D., or professional degree beyond Bachelor's)</p>

	X = Unknown Y = No parent or guardian raised me
Allows Null:	No
Default:	None
Storage/Usage:	Required field. Part of MIS SG09 (position 1)
Field Error Check:	None
Page Error Check:	Required selection; else error message, "You must select an Education Level for Parent/ Guardian 1."
Conditions:	Always
Onscreen Label/Prompt Text:	Regardless of your age, please indicate the education levels of the parents and/or guardians who raised you. Parent or guardian 1 [menu]
Pop-Up Help:	<p>Regardless of your age, please indicate the education levels of the parents and/or guardians who raised you.</p> <p>For the two parents, other family members, and/or guardians who in your belief played the largest roles in raising you, please indicate the highest level of education that you believe each attained.</p> <p>If you do not know a parent's or guardian's highest education level, please select "Unknown".</p> <p>If you were raised by just one parent or guardian, select "No second parent or guardian raised me" for the second question.</p> <p>If you were not raised by parent(s) or guardian(s), select "No parent or guardian raised me" for the first question, and select "No second parent or guardian raised me" for the second question.</p> <p>This data will be used for statistical purposes only, as an important factor for college funding and for the analysis of programs and policies. It will not be used in regard to your application for admission or any other aspect of your personal education.</p>
Notes:	<p>This element could be removed from the database, as long as pg_edu_mis is properly populated.</p> <p>Correlates to MIS SG09, position 1 (added to MIS reporting as of Summer 2011).</p> <p>personal_info table</p>
Revision Log:	

Parent/Guardian 2 Education Level

Data Element:	pg2_edu
Description:	Applicant's response to question about Parent/Guardian 2 Education Level.
Type/Format, Length:	bpchar, 1

Values:	<p>1 = Grade 9 or less</p> <p>2 = Some high school; did not graduate</p> <p>3 = High school graduate (diploma, GED, or equivalent)</p> <p>4 = Some college credit; no degree</p> <p>5 = Associate's degree (for example: AA, AS)</p> <p>6 = Bachelor's degree (for example: BA, BS)</p> <p>7 = Graduate degree (Master's, Ph.D., or professional degree beyond Bachelor's)</p> <p>X = Unknown</p> <p>Y = No parent or guardian raised me</p>
Values/Response Options:	<p>1 = Grade 9 or less</p> <p>2 = Some high school; did not graduate</p> <p>3 = High school graduate (diploma, GED, or equivalent)</p> <p>4 = Some college credit; no degree</p> <p>5 = Associate's degree (for example: AA, AS)</p> <p>6 = Bachelor's degree (for example: BA, BS)</p> <p>7 = Graduate degree (Master's, Ph.D., or professional degree beyond Bachelor's)</p> <p>X = Unknown</p> <p>Y = No parent or guardian raised me</p>
Allows Null:	No
Default:	None
Storage/Usage:	Required field. Part of MIS SG09 (position 2)
Field Error Check:	None
Page Error Check:	Required selection; else error message, "You must select an Education Level for Parent/ Guardian 2."
Conditions:	Always
Onscreen Label/Prompt Text:	Parent or guardian 2 [menu]
Notes:	<p>This element could be removed from the database, as long as pg_edu_mis is properly populated.</p> <p>Correlates to MIS SG09, position 2 (added to MIS reporting as of Summer 2011).</p> <p>personal_info table</p>

Revision Log:	
---------------	--

Parent/Guardian Education Level: MIS

Data Element:	pg_edu_mis
Description:	Concatenation of applicant's responses to questions about Parent/Guardian Education Level.
Type/Format, Length:	bpchar, 2
Values/Response Options:	First character = pg1_edu Second character = pg2_edu
Allows Null:	No
Default:	None
Storage/Usage:	Correlates to MIS SG09
Notes:	This field was added to MIS reporting as of Summer 2011. personal_info table

Race/Ethnicity

Data Element:	race_ethnic (CCCApply Standard) race_ethnicity (International)
Description:	Combination of responses to legacy Hispanic/Latino question and ethnicities, and all original race groups and ethnicity values only, as per MIS (SB29) reporting requirements.
Type/Format, Length:	bpchar, 22 No changes were made to this format (2018), it was intentionally left unchanged. Null is allowed in first character position to represent Hispanic/Latino question response. Example Format: XNYYYYNNNNNNNNNNNNNNNN Maximum Expected Width: 22 characters (22 character long string)
Values/Response Options:	See Table
Allows Null:	No
Default:	None

Storage/Usage:	<p>Correlates to MIS SB29.</p> <p>Ethnicity is used primarily by agencies affiliated with state reporting and evaluation of educational programs.</p> <p>This set of questions/data was based on specifications by the U.S. Dept. of Education in effect for all applicants beginning with the Summer 2009 term.</p>	
Notes:	<p>(2018) This field is intentionally left unchanged for MIS SB29 reporting purposes.</p> <p>Ethnicity is sensitive information, protected by federal law and the Office of Civil Rights. Any change to the text, prompt, access, or transmission of this data item must be approved by the Legal Counsel of the CCC Chancellor's Office and the Office of Civil Rights.</p> <p>This information may not be provided to staff in the capacity of making a decision to admit an applicant until after the applicant is admitted—that is, uniformly enabled to register for classes.</p> <p>The basic two-question format, the Hispanic ethnicity and race categories, and certain other aspects such as not requiring responses are IPEDS requirements. Any changes to race groups (categories) or ethnicities (sub-categories) implemented in the 2018 implementation will map back to the original values specified by MIS at the Chancellor's Office (data element SB29).</p> <p>Note: Regarding new Race & Ethnicity implementation 2018 (v.6.3.0), colleges should continue to use this field as it was originally formatted to comply with the legacy MIS SB29 reporting requirements</p> <p>Per CCCCO Management Information Systems Division, SB29 will be revised to align with the new race and ethnicity values in Fall 2019. All the new Ethnicities added in December 2018 (v.6.3.0) are available in the new field <race_ethnic_full></p>	
Revision Log:	Layout revised in December 2018. Data values and format intentionally left unchanged.	
Char	Race/Ethnicity	Values
1	Hispanic, Latino	'Are you Hispanic / Latino?' radio button format: 'Y' if 'Yes'; 'N' if 'No'; otherwise 'X'
2	Mexican, Mexican-American, Chicano	'Y' if box is checked; otherwise 'N'
3	Central American	'Y' if box is checked; otherwise 'N'
4	South American	'Y' if box is checked; otherwise 'N'
5	Hispanic Other	'Y' if box is checked; otherwise 'N'
6	Asian Indian	'Y' if box is checked; otherwise 'N'
7	Asian Chinese	'Y' if box is checked; otherwise 'N'
8	Asian Japanese	'Y' if box is checked; otherwise 'N'
9	Asian Korean	'Y' if box is checked; otherwise 'N'
10	Asian Laotian	'Y' if box is checked; otherwise 'N'

11	Asian Cambodian	'Y' if box is checked; otherwise 'N'
12	Asian Vietnamese	'Y' if box is checked; otherwise 'N'
13	Asian Filipino	'Y' if box is checked; otherwise 'N'
14	Asian Other	'Y' if box is checked; otherwise 'N'
15	Black or African American	'Y' if box is checked; otherwise 'N'
16	American Indian / Alaskan Native	'Y' if box is checked; otherwise 'N'
17	Pacific Islander Guamanian	'Y' if box is checked; otherwise 'N'
18	Pacific Islander Hawaiian	'Y' if box is checked; otherwise 'N'
19	Pacific Islander Samoan	'Y' if box is checked; otherwise 'N'
20	Pacific Islander Other	'Y' if box is checked; otherwise 'N'
21	White	'Y' if box is checked; otherwise 'N'

Hispanic/Latino

Data Element:	hispanic
Description:	Applicant's response to 'Are you Hispanic or Latino?'
Type/Format, Length:	boolean, 1
Values/Response Options:	Yes or No or X = No response 1 = True/Yes, 0 = False/No If Null, the value will appear as blank in the downloads and Report Center
Allows Null:	Yes (see above)
Default:	None
Storage/Usage:	New 12.07.18: This element 'hispanic' and 'race_group' are used to derive 'race_ethnic' (Apply) and 'race_ethnicity' (International), which is still used for MIS (SB29) reporting. NOTE: MIS will update SB29 to match new configuration in Fall 2019.
Field Error Check:	None
Page Error Check:	None; optional response per IPEDS and CCCCCO.

Conditions:	Always
Onscreen Label/Prompt Text	Are you Hispanic or Latino? Yes [radio button, clearable] No [radio button, clearable]
Additional Text:	"Per U.S. Department of Education guidelines, colleges are required to collect this racial and ethnic data. Check the box below if you identify as Hispanic or Latino. If you indicate that you are Hispanic or Latino, you will have the option to select more specific ancestry groups."
Pop-Up Help:	None
Notes:	Ethnicity is sensitive information, protected by federal law and the Office of Civil Rights. Any change to the text, prompt, access, or transmission of this data item must be approved by the Legal Counsel of the CCC Chancellor's Office and the Office of Civil Rights. This information may not be provided to staff in the capacity of making a decision to admit an applicant until after the applicant is admitted—that is, uniformly enabled to register for classes.
Notes:	Ethnicity is sensitive information, protected by federal law and the Office of Civil Rights. Any change to the text, prompt, access, or transmission of this data item must be approved by the Legal Counsel of the CCC Chancellor's Office and the Office of Civil Rights. This information may not be provided to staff in the capacity of making a decision to admit an applicant until after the applicant is admitted—that is, uniformly enabled to register for classes.
Revision Log:	Layout revised in December 2018. Data values and format intentionally left unchanged.

Race Group

Data Element:	race_group
Description:	Legacy data field indicating the combination of original (pre-2018) Race Group (categories) and Ethnicity (subcategories) responses to all questions except 'Are you Hispanic or Latino?'
Type/Format, Length:	Varchar, 80 characters (unchanged) (20 * 2 character long values + 19 commas + 19 spaces + 2 surrounding quote marks for CSV delimiting in the output format) Database stores as text string Example Format: "04, 05, 08, 09, 14, 15, 17, 19, 20, 21" (Note: International: "04,05,08,09,14,15,17,19,20,21" (note lack of spaces for Intl)) Notes: No changes, this field was intentionally left unchanged
Values:	String of combined original (pre-2018) codes are stored only, delimited by comma and spaces between each code.

	<p>02 = Mexican, Mexican-American, Chicano 03 = Central American 04 = South American 05 = Hispanic: Other 06 = Asian: Indian 07 = Asian: Chinese 08 = Asian: Japanese 09 = Asian: Korean 10 = Asian: Laotian 11 = Asian: Cambodian 12 = Asian: Vietnamese 13 = Asian: Filipino 14 = Asian: Other 15 = Black or African American 16 = American Indian / Alaskan Native 17 = Pacific Islander: Guamanian 18 = Pacific Islander: Hawaiian 19 = Pacific Islander: Samoan 20 = Pacific Islander: Other 21 = White</p>
	<p>In order to keep this field unchanged from its original format (pre-2018) ONLY the original race and ethnicities values are stored in this field in the database.</p>
<p>Values/Response Options Stored Only:</p>	<p>Any combination of the following (legacy) checkboxes can be checked, from none to all.</p> <p>Mexican, Mexican-American, Chicano (2018: displayed as subcategory under Hispanic/Latino) Central American (2018: displayed as subcategory under Hispanic/Latino) South American (2018: displayed as subcategory under Hispanic/Latino) Hispanic Other (2018: displayed as subcategory under Hispanic/Latino) Asian Indian (2018: displayed as subcategory under Asian race group) Asian Chinese (2018: displayed as subcategory under Asian race group) Asian Japanese (2018: displayed as subcategory under Asian race group) Asian Korean (2018: displayed as subcategory under Asian race group) Asian Laotian (2018: displayed as subcategory under Asian race group) Asian Cambodian (2018: displayed as subcategory under Asian race group) Asian: Vietnamese (2018: displayed as subcategory under Asian race group) Asian: Filipino (2018: displayed as subcategory under Asian race group) Asian: Other (2018: displayed as subcategory under Asian race group) Black or African American (2018: displayed as same race group category) American Indian / Alaskan Native (2018: displayed as same race group category)</p>

	<p>Pacific Islander: Guamanian (2018: displayed as subcategory under Native Hawaiian or Other Pacific Islander)</p> <p>Pacific Islander: Hawaiian (2018: displayed as subcategory under Native Hawaiian or Other Pacific Islander)</p> <p>Pacific Islander: Samoan (2018: displayed as subcategory under Native Hawaiian or Other Pacific Islander)</p> <p>Pacific Islander: Other (2018: displayed as subcategory under Native Hawaiian or Other Pacific Islander)</p> <p>White (2018: displayed as same race group category)</p>
Allows Null:	Yes
Default:	None
Storage/Usage:	<p>This data element continues to store the original (legacy) race and ethnicity values only, including Hispanic/Latino, for compliance with historical MIS reporting requirements.</p> <p>No changes made during the 2018 implementation; this field was intentionally left unchanged.</p>
Field Error Check:	None
Page Error Check:	None; optional response per IPEDS and CCCCCO.
Conditions:	Always
Onscreen Label/Prompt Text:	<p>"Check all of the ethnicity and ancestry groups that you identify with. When you select a major ethnicity group, you will have the option to select more specific ancestry groups. Select all that apply."</p> <p>[checkbox] Asian</p> <p>[checkbox] American Indian or Alaska Native</p> <p>[checkbox] Black or African American</p> <p>[checkbox] Native Hawaiian or Other Pacific Islander</p> <p>[checkbox] Middle Eastern or North African</p> <p>[checkbox] White</p>
Notes:	<p>Ethnicity is sensitive information, protected by federal law and the Office of Civil Rights. Any change to the text, prompt, access, or transmission of this data item must be approved by the Legal Counsel of the CCC Chancellor's Office and the Office of Civil Rights.</p> <p>This information may not be provided to staff in the capacity of making a decision to admit an applicant until after the applicant is admitted—that is, uniformly enabled to register for classes.</p> <p>The basic two-question format, the Hispanic ethnicity and race categories, and certain other aspects such as not requiring responses are IPEDS requirements.</p>
Revision Log:	Layout revised in December 2018. This field left intentionally unchanged (2018). See note for Hispanic/Latino (previous table) Data values and format intentionally left unchanged.

Race & Ethnicity Full

Data Element:	race_ethnic_full
---------------	------------------

Description:	New data field added in 2018 to collect full combination of all responses of all new race groups and ethnicities (subcategories) values in 2018 implementation.
Type/Format, Length:	Stores CSV separated values of all selected onscreen checkbox responses of new 2018 race groups (categories) and ethnicities (subcategories). Maximum Expected Width: 805 characters (201 * 3 character long values + 200 commas + 2 surrounding quote marks for CSV delimiting in the output format) Example Format: "100,101,117,118,200,205,08,09,500,15,600,601,17,19,602,700,701,713,800,802,803"
Values/Response Options:	String of all new 2018 expanded race group and ethnicity-ancestry checkbox values that are checked, delimited by commas <i>with no spaces between each code</i> . See table breakdown of full 2018 race & ethnicity names and values below See full list of 2018 race group (categories) and ethnicity-ancestry (sub-categories) checkboxes / response options in table below. There is a total of 194 possible values for the data field. Any combination of checkboxes can be checked, from none to all.
Allows Null:	Yes
Default:	None
Storage/Usage:	New data field added in 2018 to collect full combination of all responses of all new race groups and ethnicities (subcategories) values added in Ethnicity-Ancestry Expansion of 2018. Does not align to current MIS data elements. Used for research and student equity purposes.
Conditions:	Always
Field Error Check:	None
Page Error Check:	None; optional response per IPEDS and CCCC.
Onscreen Label/Prompt Text:	"Check all of the ethnicity and ancestry groups that you identify with. When you select a major ethnicity group, you will have the option to select more specific ancestry groups. Select all that apply."
Legal Notes:	Ethnicity is sensitive information, protected by federal law and the Office of Civil Rights. Any change to the text, prompt, access, or transmission of this data item must be approved by the Legal Counsel of the CCC Chancellor's Office and the Office of Civil Rights. This information may not be provided to staff in the capacity of making a decision to admit an applicant until after the applicant is admitted—that is, uniformly enabled to register for classes. New data field added to collect all new race groups (categories) and ethnicities (subcategories) as part of the Ethnicity-Ancestry Expansion of 2018.

Field Notes:	<p>There are a total of 194 possible values for the data field.</p> <p>Each race group contains one or more ethnicities, which are displayed as checkboxes when selected by a respondent.</p>
Revision Log:	New 12.07.18 (v.6.3.0)

Table: Breakdown of Race & Ethnicity Full Names and Values

Legacy Race Group Names (race_group)	Legacy Race Group Values (race_group)	New Race Group Values in Race Ethnicity FULL (race_ethnic_full)	NEW Ethnicity Names & Values in Race Ethnicity FULL (race_ethnic_full)
Hispanic or Latino	01	100	
Mexican, Mexican-American, Chicano	02		Mexican - New value = 111
Central American	03		Costa Rican - New value = 105 Guatemalan - New value = 109 Honduran - New value = 110 Nicaraguan - New value = 112 Panamanian - New value = 113 Salvadoran - New value = 116
South American	04		Argentinean - New value = 101 Bolivian - New value = 102 Chilean - New value = 103 Colombian - New value = 104 Ecuadorian - New value = 108 Peruvian - New value = 114 Venezuelan - New value = 118
Hispanic, Other	05		Cuban - New value = 106 (Dominican Republic) - New value = 107 Puerto Rican - New value = 115 Spanish - New value = 117 Other Hispanic / Latino - New value = 119
Asian		200	(This is a new Race Group)
Asian: Indian	06		Afghan - New value = 201 Bangladeshi - New value = 202

			<p>Burmese/Myanmar - New value = 203</p> <p>Indian – (Stays = 06)</p> <p>Pakistani - New value = 206</p> <p>Sri Lankan - New value = 207</p>
Asian: Chinese	07		Chinese - (Stays = 07)
Asian: Japanese	08		Japanese - (Stays = 08)
Asian: Korean	09		Korean - (Stays = 09)
Asian: Laotian	10		Laotian - (Stays = 10)
Asian: Cambodian	11		Cambodian - (Stays = 11)
Asian: Vietnamese	12		Vietnamese - (Stays = 12)
Asian: Filipino	13		Filipino - (Stays = 13)
Asian: Other	14		<p>Hmong - New value = 204</p> <p>Indonesian - New value = 205</p> <p>Other Asian - (Stays = 14)</p> <p>Taiwanese - New value = 208</p> <p>Thai - New value = 209</p>
American Indian or Alaska Native	16	300	
All of the Native American Indian / Alaskan Native Tribes & Nations will map back to value = "16"			<p>Agua Caliente Band of Cahuilla Indians - New value = 301</p> <p>Alturas Indian Rancheria - New value = 302</p> <p>Augustine of Cahuilla - New value = 303</p> <p>Aztec or Mixtec - New value = 304</p> <p>Bear River Rohnerville - New value = 305</p> <p>Berry Creek Ranch Maidu - New value = 306</p> <p>Big Lagoon Rancheria - New value = 307</p> <p>Big Pine Band Paiute - New value = 308</p> <p>Big Sandy Rancheria - New value = 309</p> <p>Big Valley Pomo Indians - New value = 310</p> <p>Bishop Pauite Tribe - New value = 311</p> <p>Blue Lake Rancheria - New value = 312</p> <p>Bridgeport Indian Colony - New value = 313</p> <p>Buena Vista of Me-Wuk - New value = 314</p> <p>Cabazon Band Indians - New value = 315</p>

			<p>Cachil DeHe Band of Wintun Indians - New value = 316</p> <p>Cahuilla Band of Mission Indians - New value = 317</p> <p>Cahto Indian Tribe Laytonville Rancheria - New value = 318</p> <p>California Valley Miwok Tribe - New value = 319</p> <p>Campo Band of Diegueño Mission Indians - New value = 320</p> <p>Capitan Grande of Diegueño Mission - New value = 321</p> <p>Cedarville Rancheria - New value = 322</p> <p>Chemehuevi Indian Tribe Reservation - New value = 323</p> <p>Cher-Ae Heights Indian Trinidad Rancheria - New value = 324</p> <p>Cherokee - New value = 325</p> <p>Chicken Ranch Rancheria of Me-Wuk - New value = 326</p> <p>Chippewa - New value = 327</p> <p>Cloverdale Rancheria of Pomo of California - New value = 328</p> <p>Cold Springs of Mono Indians of California - New value = 329</p> <p>Colorado River Indian Tribes (AZ and CA) - New value = 330</p> <p>Cortina Indian Ranch of Wintun Indians - New value = 331</p> <p>Coyote Valley Band of Pomo Indians of CA - New value = 332</p> <p>Death Valley Timbi-Sha Shoshone Tribe - New value = 333</p> <p>Dry Creek Rancheria of Pomo Indians - New value = 334</p> <p>Elem Indian Colony of Pomo Sulphur Bank - New value = 335</p> <p>Elk Valley Rancheria - New value = 336</p> <p>Enterprise Rancheria of Maidu of Calif - New value = 337</p> <p>Ewiiapaayp Band of Kumeyaay Indians - New value = 338</p> <p>Federated Indians of Graton Rancheria - New value = 339</p> <p>Fort Bidwell Indian Community of CA – New value = 340</p> <p>Ft Independence Indian Comm of Paiute - New value = 341</p> <p>Fort Mojave Indian Tribe (AZ, CA, and NV) - New value = 342</p> <p>Greenville Rancheria - New value = 343</p> <p>Grindstone Indians Wintun-Wailaki of CA - New value = 344</p> <p>Guidiville Rancheria of California - New value = 345</p> <p>Habematolel Pomo of Upper Lake - New value = 346</p> <p>Hoopla Valley Tribe - New value = 347</p> <p>Hopland Band of Pomo Indians - New value = 348</p> <p>Inaja Band of Diegueño Mission - New value = 349</p>
--	--	--	---

			<p>Ione Band of Miwok Indians of California - New value = 350</p> <p>Jackson Band of Miwok Indians - New value = 351</p> <p>Jamul Indian Village of California - New value = 352</p> <p>Karuk Tribe - New value = 353</p> <p>Kashia Band of Pomo of Stewart's Point - New value = 354</p> <p>Koi Nation of Northern California - New value = 355</p> <p>La Jolla Band of Luiseño Indians - New value = 356</p> <p>La Posta Band of Diegueño Mission - New value = 357</p> <p>Lone Pine Paiute-Shoshone Tribe - New value = 358</p> <p>Los Coyotes of Cahuilla & Cupeno Indians - New value = 359</p> <p>Lytton Rancheria of California - New value = 360</p> <p>Manchester Band of Pomo Indians - New value = 361</p> <p>Manzanita Band of Diegueño Mission - New value = 362</p> <p>Mechoopda Indian Tribe of Chico - New value = 363</p> <p>Mesa Grande Band of Diegueño Mission - New value = 364</p> <p>Middletown Rancheria of Pomo Indians CA - New value = 365</p> <p>Mooretown Rancheria of Maidu Indians - New value = 366</p> <p>Morongo Band of Cahuilla Mission Indians - New value = 367</p> <p>Navajo - New value = 368</p> <p>Northfork Rancheria of Mono Indians - New value = 369</p> <p>Pala Band of Luiseño Mission Indians - New value = 370</p> <p>Paskenta Band of Nomlaki Indians of CA - New value = 371</p> <p>Pauma Band of Luiseño Mission Indians - New value = 372</p> <p>Pechanga Band of Luiseño Mission Indians - New value = 373</p> <p>Picayune Rancheria of Chukchansi Indians - New value = 374</p> <p>Pinoleville Pomo Nation - New value = 375</p> <p>Pit River Tribe - New value = 376</p> <p>Potter Valley Tribe - New value = 377</p> <p>Quartz Valley Indian Community - New value = 378</p> <p>Quechan Tribe of the Fort Yuma Indian - New value = 379</p> <p>Ramona Band of Cahuilla - New value = 380</p> <p>Redding Rancheria - New value = 381</p> <p>Redwood Valley Little River Band of Pomo - New value = 382</p> <p>Resighini Rancheria - New value = 383</p>
--	--	--	--

			<p>Rincon Band of Luiseño Mission Indians - New value = 384</p> <p>Robinson Rancheria - New value = 385</p> <p>Round Valley Indian Tribes, Round Valley - New value = 386</p> <p>San Manuel Band Serrano Mission Indians - New value = 387</p> <p>San Pasqual Band of Diegueño Mission - New value = 388</p> <p>Santa Rosa Indian Community - New value = 389</p> <p>Santa Rosa Band of Cahuilla Indians) - New value = 390</p> <p>Santa Ynez Band of Chumash Mission - New value = 391</p> <p>Lipay Nation of Santa Ysabel - New value = 392</p> <p>Scotts Valley Band of Pomo Indians of CA - New value = 393</p> <p>Sheep Ranch of Me-Wuk Indians - New value = 394</p> <p>Sherwood Valley Rancheria of Pomo - New value = 395</p> <p>Shingle Springs Band of Miwok Indians - New value = 396</p> <p>Sioux - New value = 397</p> <p>Soboba Band of Luiseño Indians - New value = 398</p> <p>Susanville Indian Rancheria - New value = 399</p> <p>Sycuan Band of the Kumeyaay Nation - New value = 401</p> <p>Table Mountain Rancheria of California - New value = 402</p> <p>Tejon Indian Tribe - New value = 403</p> <p>Tolowa Dee-ni' Nation - New value = 404</p> <p>Torres-Martinez Desert Cahuilla Indians - New value = 405</p> <p>Tule River Indian Tribe of the Tule River - New value = 406</p> <p>Tuolumne Band of Me-Wuk Indians - New value = 407</p> <p>Twenty-Nine Palms Band of Mission - New value = 408</p> <p>United Auburn Indian of the Auburn - New value = 409</p> <p>Upper Lake Band of Pomo Indians - New value = 410</p> <p>Utu Utu Gwaitu Paiute Tribe Benton Paiute - New value = 411</p> <p>Washoe Tribe ((California and Nevada) - New value = 412</p> <p>Wilton Rancheria - New value = 413</p> <p>Wiyot Tribe (formerly the Table Bluff) - New value = 414</p> <p>Yocha Dehe Wintun Nation - New value = 415</p> <p>Yurok Tribe of the Yurok Reservation - New value = 416</p> <p>Zapotec - New value = 417</p>
--	--	--	---

			Other American Indian - New value = 418 Other Alaska Native - New value = 419
Black or African American	15	500	
Note: All of the following ethnicity responses will map back to the legacy value for "Black or African American" = 15	15		African American - (Stays = 15) Subsaharan African: Ethiopian - New value = 501 Subsaharan African: Kenyan - New value = 502 Subsaharan African: Nigerian - New value = 503 Subsaharan African: Somali - New value = 504 Subsaharan African: South African - New value = 505 Subsaharan African: Other Subsaharan - New value = 506 West Indian: Belizean - New value = 507 West Indian: Haitian - New value = 508 West Indian: Jamaican - New value = 509 West Indian: Other West Indian - New value = 510
Native Hawaiian or Other Pacific Islander		600	(This is a new Race Group)
Pacific Islander: Guamanian	17		Guamanian or Chamorro - (Stays = 17)
Pacific Islander: Hawaiian	18		Native Hawaiian - (Stays = 18)
Pacific Islander: Samoan	19		Samoan - (Stays = 19) Tongan - New value = 602
Pacific Islander: Other	20		Fijian - New value = 601 Other Pacific Islander - (Stays = 20)
Middle Eastern or North African		700	(This is a new Race Group)
Note: All of these new ethnicity responses will be mapped to the legacy value for "White" = 21			Assyrian, Syriac or Chaldean - New value = 701 Egyptian - New value = 702 Iranian or Persian - New value = 703 Iraqi - New value = 704 Israeli - New value = 705 Jordanian - New value = 706 Lebanese - New value = 707 Moroccan - New value = 708 Palestinian - New value = 709

			<p>Syrian - New value = 710</p> <p>Turkish - New value = 711</p> <p>Other Middle Eastern - New value = 712</p> <p>Other North African - New value = 713</p>
White	21	800	
Note: All of these new ethnicity responses will be mapped to the legacy value for "White" = 21			<p>Armenian - New value = 801</p> <p>Australian - New value = 802</p> <p>Basque - New value = 803</p> <p>British Isles (UK or Ireland) - New value = 804</p> <p>Canadian - New value = 805</p> <p>European - New value = 806</p> <p>Russian - New value = 807</p> <p>Ukrainian - New value = 808</p> <p>Other White - New value = 809</p>

Consent & Submission Information

The tables below show the fields that are populated from the Submission tab and other data that may be populated at submission of a CCCApply standard and noncredit applications.

Consent

Data Element:	consent_indicator
Description:	Applicant's response to Consent to Release Information question.
Type/Format, Length:	boolean, 1
Values/Response Options:	As shown in Question Text. 1 = True/Yes 0 = False/No
Allows Null:	No
Default:	False
Storage/Usage:	Per CCCCCO legal, colleges should use this data element to determine how they will share information; and should forward it to MIS.
Field Error Check:	None
Page Error Check:	Request response; else error message, "You must indicate whether or not you give your consent."
Conditions:	Always
Onscreen Label/Prompt Text:	The community colleges you attend and the Chancellor's Office of the California Community Colleges request your help. We ask that you agree to allow us to release necessary personal information about you to various agencies and organizations so we can do research, plan programs and offer special services to you (such as transfer opportunity information or state financial aid). If you do agree to give your consent, your information will not be sold, used for commercial purposes, released to the public, or given to other government agencies for purposes of determining benefits (other than financial aid), except where specifically required by law. In addition, if you do consent to release of your information, those organizations and agencies to which your information is given are prohibited by law from using it for any unauthorized purpose or releasing it to anyone else. If you do not give your consent, personal information about you will not be shared with other organizations or agencies except where allowed by law. You should also know that, answering "no" to this question will not prevent release of certain "directory information" about you. To learn more about directory information or how to block its release, see the Privacy Policy.

	<p>I authorize the Chancellor's Office, California Community Colleges, and the community colleges I am attending to release necessary personal information contained in my education records, including my Social Security number, for the purposes described in the Full Statement of Consent:</p> <p>[radio button] Yes, I consent</p> <p>[radio button] No, I do not consent</p>
Additional Text:	<p>Be sure to read the Full Statement of Consent before deciding whether or not to grant your consent. To change your authorization, notify the college admissions office in writing.</p>
Pop-Up Help,	<p>Privacy Policy</p>
Pop-Up Help	<p>Full Statement of Consent</p>
Consent:	<p>CCCApply asks you to give your consent to release of personal information about you. If you give consent to release of your information, you will be authorizing the Chancellor's Office, California Community Colleges, and the community colleges you are attending to release necessary personal information contained in your education records, including your Social Security number, for the following purposes:</p> <p>To federal or state agencies to evaluate jointly administered programs or to comply with reporting requirements;</p> <p>To data matching services to measure student success in transferring to four-year colleges or universities;</p> <p>To colleges, universities, or government agencies to promote outreach to students and to enhance transfer;</p> <p>To the California Student Aid Commission to facilitate the award of financial aid; and</p> <p>To organizations or agencies assisting the Chancellor's Office or the community colleges you attend with research and analysis.</p>
Notes:	<p>The Consent Question is required by the Legal Counsel of the CCC Chancellor's Office. The text, prompt, data value, access, and handling are defined by Legal Counsel and any changes require approval by Legal Counsel.</p> <p>This data is expected to be propagated throughout student information systems over time and circulate to the Chancellor's Office through MIS reporting. Accommodating this data item is likely to be mandated in the future.</p> <p>Consent is not required for the applicant to submit the application.</p>
Revision Log	

IP Address

Data Name:	ip_address
Description:	Applicant's IP address.
Type/ Format:	varchar
Length:	15
Values:	Blank/null [internal default]
Characteristics:	Downloadable Auto-populates upon application submission
Input Rules:	
Storage/Usage:	
Notes/Constraints:	None
MIS Correlation:	None

Language Flag

Data Element:	app_lang
Description:	The state of the language toggle when the application is submitted.
Type/Format, Length:	bpchar, 2
Values:	es – Spanish en – English
Storage/Usage:	
Allows Null:	Yes
Default:	None
Notes:	This flag is included primarily for possible future use.

	application table
--	-------------------

Supplemental Questions Page Code (Not Used)

Data Element:	sup_page_code
Description:	NOT CURRENTLY USED A system code that identifies a particular Supplemental Questions page.
Type/Format, Length:	varchar, 30
Values:	30-character code
Storage/Usage:	Identifies the Supplemental Questions page (if any) that is included in this application.
Allows Null:	Yes
Default:	None
Notes:	application table

E-Signature Confirmation

Data Element:	esignature
Description:	Confirmation that applicant has provided the required electronic signature for submission of the application.
Type/Format, Length:	boolean, 1
Values/Response Options:	Box must be checked. = True/Yes
Allows Null:	No
Default:	False
Storage/Usage:	User cannot submit unless = 1 Meets requirements for electronic signature in state law

Field Error Check:	None
Page Error Check:	Required response; else error message, "You cannot submit your application unless you indicate agreement to the declarations regarding your application."
Conditions:	Always
Onscreen Label/Prompt Text:	<p>[checkbox] By checking here, I, <applicant full name>, declare that:</p> <p>All of the information in this application pertains to me.</p> <p>Under penalty of perjury, the statements and information submitted in this online admission application are true and correct.</p> <p>I understand that falsification, withholding pertinent data, or failure to report changes in residency may result in District action.</p> <p>I understand that all materials and information submitted by me for purposes of admission become the property of <college name>.</p>
Additional Text:	<p>You are about to submit your application to <college name>.</p> <p>NO CHANGES can be made to your application once it is submitted. California state law* allows you to submit your application and residency information online with an electronic signature verification. Your completion of this page will provide the necessary verification for electronic submission. The security and privacy of the information in your submitted application are protected as described in the CCCApply Privacy Policy.</p> <p>* Section 54300 of subchapter 4.5 of chapter 5 of division 6 of title 5 of the California Code of Regulations.</p>
Notes:	This response serves as the applicant's electronic signature.
Revision Log:	

Financial Aid Acknowledgement

Data Element:	ack_fin_aid
Description:	Acknowledgement that applicant is aware of financial aid opportunities.
Type/Format, Length:	boolean, 1
Values/Response Options:	<p>Box must be checked.</p> <p>1 = True/Yes</p>
Allows Null:	No
Default:	false

Storage/Usage:	User cannot submit unless = 1
Field Error Check:	None
Page Error Check:	Required response; else error message, "You cannot submit your application unless you acknowledge understanding the statements about financial aid."
Conditions:	Always
Onscreen Label/Prompt Text:	<p>[checkbox] By checking here, I, <applicant full name>, acknowledge understanding that:</p> <p>Federal and state financial aid programs are available and may include aid in the form of grants, work study, and/or any available student loans. I am aware that I may apply for assistance for up to the total cost of my education including enrollment fees, books & supplies, transportation, and room and board expense.</p> <p>I may apply for financial assistance if I am enrolled in an eligible program of study (certificate, associate degree, or transfer), and may receive aid if qualified, regardless of whether I am enrolled full-time or part-time.</p> <p>Financial aid program information and application assistance are available in the financial aid office at the college. The application is also available online.</p>
Additional Text:	Note: CCCApply will provide links to financial aid information and applications after you submit this application. You can also find financial aid information at http:// www.icanaffordcollege.com and on most college websites.
Pop-Up Help:	None
Notes:	These financial aid acknowledgements are required per California state law.
Revision Log:	

Application Confirmation Number

Data Element:	confirmation
Description:	<p>Confirmation Number assigned by the system when the application is submitted.</p> <p>If an application is started and submitted using the Noncredit URL, then the Confirmation number will have a prefix ("NC-" = non_credit=True); otherwise it won't have prefix (all Standard applications).</p>
Type/Format, Length:	varchar, 30
Values:	The confirmation is a string version of the <app_id> and is created and saved during the "in progress" application process as well as after the application is submitted.
Allows Null:	No
Default:	None

Storage/Usage:	For colleges and applicants, this is the number that identifies a particular submitted application. If application is started and submitted from the Noncredit URL, then the Confirmation number will begin with a prefix ("NC-" = non_credit=True); otherwise it will not have a prefix (all Standard applications). It is displayed on the Application <i>Submission</i> page and elsewhere, including the Report Center.
Notes:	application table
Revision Log:	March 2019

Submission Timestamp

Data Element:	tstmp_submit
Description:	Date and time that the application was submitted.
Type/Format, Length:	Timestamp with time zone
Values:	
Allows Null:	No
Default:	None
Storage/Usage:	Displayed in 'mm/dd/yyyy hh:mm:ss' format on Application Confirmation page and elsewhere.
Notes:	application table

Download Status

Data Element:	status
Description:	The download status of an application using the CCCApply Download Client.
Type/Format, Length:	Character (1)
Values:	I = Initial (when application is initially inserted into the submitted_application table), D = Downloaded (application has been downloaded to the college)
Storage/Usage:	This field is relevant only to the submitted_application table (and the CCCApply Download Client and download server).
Allows Null:	No
Default:	None

Fraud Score

Data Element:	fraud_score
Description:	Identifies the probability that the application is fraudulent based on the prediction service as part of the Spam Filter web service.
Type/Format, Length:	double precision
Values:	
Allows Null:	
Default:	
Storage/Usage:	Restricted; not for download.
Notes:	Not downloadable.

Fraud Status

Data Element:	fraud_status
Description:	Identifies status of application before and after fraud prediction service as part of the Spam Filter web service.
Type/Format, Length:	integer
Values:	<p>0 (or Null) = Indicates the application has not been evaluated</p> <p>1 = Not Checked: The Application was not checked because the college has not chosen to opt-in to the service)</p> <p>2 = Pending: The application has been submitted, but has not yet been processed by the prediction service.)</p> <p>3 = Checked Fraud: The prediction service determined that the application is most likely fraudulent.</p> <p>4 = Checked NOT Fraud: The prediction service determined that the application is most likely not fraud.</p> <p>5 = Confirmed Fraud: The college admin has reviewed the application and determined that it is fraudulent.</p> <p>6 = Confirmed NOT Fraud: The college admin has reviewed the application and determined that it is not fraudulent.</p>
Allows Null:	Yes
Default:	
Storage/Usage:	Not downloadable. Does appear in the Report Center data.
Notes:	Not included in downloads; however, the fraud status field does display in the Report Center and in the Full Application reports.
Revision Log:	Implemented 9.28.18 (v.6.2.0)

Noncredit Status

Data Element:	non_credit
Description:	Identifies status of the Noncredit Application path when the Noncredit URL is used to start and submit an application.
Type/Format, Length:	Boolean
Values:	1 = True 0 = False
Allows Null:	Yes
Default:	Set <non_credit> status to = <i>True</i> if the applicant starts and submits the application using the Noncredit URL; otherwise it is set = <i>False</i> for all Standard applications.
Storage/Usage:	All applications that are started (in-progress) & submitted using the Noncredit URL will set this field/flag to “True = noncredit/exempt”; otherwise it = <i>False</i> . A (=True) value triggers new Integrity Flag (81) and sends alert to admissions office. IF the status flag is set (=True), then the set the residency status <res_status> to new value = “N”, and residency areas A – D are set to new value = “9”.
Notes:	Noncredit App path has a new/different URL. When new URL is used to start & submit Standard application, Noncredit workflow is triggered.
Revision Log:	New field. March 2019

Appendix A: Submission Calculation Logic & Residency Algorithm

This section describes the application calculations that are made once the student has submitted an application for admission. Also included are the requirements for the service that performs these calculations.

Note: Applications submitted with the Noncredit Application URL (<non_credit>= True) are EXEMPT from the Submission Calculation Service calculations.

Overview of Submission Calculations

Once an applicant has submitted an application and it is validated by the software, it is finalized from the applicant's point of view. The applicant's responses cannot be changed. At this point, there are several calculations to be performed before the application is ready for completion and downloading. These include:

- Residency calculations
- Preliminary residency status
- Residency change information
- Residency integrity flags
- Financial aid flag
- AB540 eligibility flag
- Ineligibility-for-admission flag

Note: Any rules you may have created and applied to your application using the Administrator will run after the above calculations are performed, so that the rules can validate against accurate data

Receiving Data from CCCApply

Initially, the Submission Calculation Service will operate only on submitted CCCApply Standard applications. This document identifies all of the data elements that are needed for the various submission calculations. How the Submission Calculation Service will receive these data elements is beyond the scope of this document.

Note: The Submission Calculation Service DOES NOT operate for Noncredit applications (Noncredit URL), or the International application (International URL). The non_credit status flag defaults to =True when the application is started and submitted using the Noncredit URL.

Returning Calculations to CCCApply

The Submission Calculation Service must respond to the CCCApply Service promptly with the results of its calculations, since those results will be used to determine some of the contents of the Links and Opportunities page.

Receiving Data from Other Sources and Returning Calculations to Them

There has been discussion about the Submission Calculation Service having the ability to receive data from other sources (such as SuperGlue, MyPath, XAP CCCApply, or a college that has its own online application) and to provide calculated data to those sources. The design of the Submission Calculation Service should allow this future possibility, but details of the communication with other sources/services are TBD.

Residency Algorithm (Preliminary Residency Calculation)

The residency calculation provided by CCCApply is a preliminary residency calculation only, not an actual or final residency determination. CCCApply does not ask the applicant for proofs of residency in any form. Actual residency determination remains the responsibility of the college to which the student applies. CCCApply does not reveal any indication of residency determination to the applicant. It is up to the colleges to communicate with the applicants about their residency status.

Areas of Residency Qualification

The CCCApply preliminary residency calculation is based upon four areas or categories of evaluation: citizenship, stay and intent, military exemptions, and other exemptions. The student is evaluated in each area separately. The area classifications (referred to as ‘classes’) are then processed to make the overall preliminary residency calculation.

Citizenship (Area A)

Area A indicates whether the applicant is a U.S. Citizen or an eligible non-U.S. Citizen. An applicant who indicates either U.S. citizenship or a status of Permanent Resident, Temporary Resident/Amnesty, or Refugee/Asylee (along with an unexpired alien registration number) is classified as A1. An applicant indicating an unexpired visa type that is eligible for residency is classified as A2. An applicant not qualifying either as A1 or A2 is classified as A0.

Stay and Intent (Area B)

Area B indicates whether the applicant meets the minimum requirements for duration of stay in California and activities consistent with residency in California. An applicant who meets requirements for residency with no contrary data is classified as B1. An applicant who meets requirements for residency but has some data that needs to be explained or documented is classified as B2. An applicant who does not meet requirements for residency is classified as B0.

Military Exemption (Area C)

Area C indicates whether the applicant is either an eligible active or discharged U.S. Military person or a dependent of such.

C1 = Active military persons and their dependents

C2 = Recently discharged military persons

C0 = All others that are not C1 or C2

To be eligible for priority registration and other benefits, the state legislature has expanded the amount of time that these benefits apply to discharged veterans from one year prior to the RDD to three years prior to the RDD. As of the March 2016 CCCApply release, logic that was previously attached to the actual Military Status field values has been removed and replaced by the value supplied in the Military Discharge date field value.

Other Exemptions (Area D)

Area D indicates whether the applicant qualifies for a special residency exemption. A state college or university employee or dependent, a public school employee, or an eligible seasonal agricultural worker or dependent (not precluded by INS) is classified as D1. All others are classified as D0.

Residency Area Criteria

The criteria and logic for evaluating each area of the residency algorithm are shown in Tables A through D and Figures 1 through 5. Evaluations are based on data elements reflecting the applicant’s answers to residency-related questions.

Note: Areas A -D set value = 9 when a Noncredit application is submitted using the Noncredit URL.

Residence Determination Date (RDD)

Residency determination is defined to be 'as of the day before the term start date'. The day before the term start date is called the Residence Determination Date, or RDD. The RDD is used at several points in the area determination logic specified in Tables A through D.

Residency Integrity Flags

In addition to the preliminary residency determination (Residency Status), the area determination logic produces Residency Integrity Flags that provide additional information to help the colleges in their final residency determinations. Some Integrity Flags indicate why a Residency Status of 2 was assigned; others indicate applicant responses that did not affect the Residency Status but may warrant investigation or documentation.

Integrity flags are two-digit numeric codes, as defined in Table E. They are stored and downloaded in data element 'residency: res_int_flags', a string that can contain up to 26 flags.

In addition to their basic function alerting A&R staff to specific information about an applicant's responses related to residency, Integrity Flags may be used to automate electronic responses back to the applicant with further instructions.

Note: Answers supplied in Areas B and D are in reference to the parent/guardian if the applicant is under age 19 and not independent (i.e., not married, in the military, or emancipated). "Evidence of Intent" rules in the Student Attending Accounting Manual (Chapter 2), based on Title 5 section 54024, specify "under 19 years" as the age criterion, superseding the definition of a "Minor" in general law as under age 18.

Outlines of Residency Area Criteria

Tables A through E, the data elements are in the Residency Table unless a different table is identified (e.g., 'education: element_name' is in the Education Table).

Table A: Outline of Area A (Citizenship)

Step	Evaluation Statement	Data Elements & Logic	If Yes	If No
1	Is the student a US citizen?	citizenship_status = 1	Class A1	Go to step 2
2	Is the student's visa/alien registration active?	alien_reg_no_expire = 1 OR alien_reg_expire_date > RDD	Go to step 3	Class A0
3	Does the student have Permanent Resident, Temporary Resident/ Amnesty, or Refugee/Asylee citizenship status?	citizenship_status = 2 OR citizenship_status = 3 OR citizenship_status = 4	Go to step 4	Go to step 6
4	Does the student have an Alien Registration number?	alien_reg_number != null	Go to step 5	Class A2 set flag 50
5	Is issue date more than 1 year before RDD?	RDD minus alien_reg_issue_date > 365 (days)	Class A1	Class A2 set flag 60
6	Does the student have a visa that allows residency to be established?	visa_type has YES in 'Residency?' column of Table F.	Class A2 set flag 51	Class A0 set flag 48 if visa Type = B, B1, or B2

Note: Class A1 indicates that no further proof of citizenship is needed. Class A2 indicates that the admissions office must obtain proof of citizenship status before residency can be determined.

Table B. Outline of Area B (Stay and Intent)

Step	Evaluation Statement	Data Elements & Logic	If Yes	If No
1	Do out-of-state indicators support intent?	ca_outside_tax = 0 AND ca_outside_voted = 0 AND ca_outside_college= 0 AND ca_outside_lawsuit = 0	Go to step 2	Class B2 (flag 30) Go to step 2
2	Has the applicant lived in California for two years prior to <u>RDD</u> ?	ca_res_2_years = 1	Go to step 5	Go to step 3
3	Has the applicant been resident in CA for over a year prior to RDD?	ca_date_current != null AND ca_date_current < RDD minus 1 year	Class B2 (flag 59) go to step 5	Go to step 4
4	Is the applicant a current or former foster youth, under age 20, and now residing in California?	foster_youth_status is != 0 AND RDD minus Birthdate < 20 years	Class B2 (flag 70) go to step 5	Class B0 Go to step 12
5	Has the applicant completed HS outside CA in last 2 years?	education: hs_state != CA AND education: hs_comp_date RDD minus 2 years	Class B2 (flag 61) go to step 6	Go to step 6
6	Is the applicant in military with non CA home of record?	military_status = 2 AND (military_home_state != CA OR military_legal_residence!= CA)	Class B2 (flag 62) go to step 7	Go to step 7
7	Is the applicant under the care and control of a guardian, under 19 and unmarried?	'over19OrMarried'= 0 AND 'guardianOrParentRelation' = G	Class B2 (flag 58) go to step 8	Go to step 8
8	Is the applicant's current mailing address outside of California and he or she is not homeless?	'Mailing address – state' != CA AND no_mailing_address_homeless = 0	Class B2 (flag 01) go to step 9	Go to step 9
9	Is the applicant's permanent address outside of California and he or she is NOT homeless?	'Permanent address – state' != CA AND no_perm_address_homeless = 0	Class B2 (flag 02) go to step 10	Go to step 10
10	Is the applicant under 19 as of RDD with last high school out-of-state?	<u>RDD minus</u> 19 years > personal_info: birthdate AND education: hs_state != CA	Class B2 (flag 03) go to step 11	Go to step 11
11	Was the applicant enrolled in an out-of-state college with a 'To Date' within the year previous to the term start date?	In any row of colleges_attended table: If state != CA AND to_date is greater than the term start date minus 1 year.	Class B2 (flag 04) go to step 12	Go to step 12
12	Has Class B0 been set?	Class B0 has been set	Class B0 end logic	Go to step 13

13	Has Class B2 been set?	Class B2 has been set	Class B2	Class B1
----	------------------------	-----------------------	----------	----------

Table C. Outline of Area C (Military Exemption)

Step	Evaluation Statement	Data Elements & Logic	If Yes	If No
1	Is the student, or the student's parent/guardian/spouse, currently serving on active duty or discharged from the U.S. military in the last three years?	military_status = 2 OR military_status = 3 OR military_status = 4 OR military_status = 7 AND discharge_date is on or after RDD minus 3 years	Go to step 2	Class C0
2	Is the military member currently active?	military_status = 2 OR military_status = 3	Go to step 3	Class C2 (flag 52)
3	Is California the home of record for the military member?	military_home_state = CA	Class C1 (flag 53) go to step 4	Go to step 4
4	Is the active military member currently stationed in California?	military_ca_stationed = 1	Class C1 (flag 54) go to step 5	Go to step 5
5	Is the active military member (or spouse/parent/dependent) stationed/assigned to California for educational purposes?	military_stationed_ca = 1	Class C1 (Set flag 65) go to step 6	Go to step 6
6	Is California the state of legal residence for the military member?	military_legal_residence = CA	Class C1 (flag 63) go to step 7	Go to step 7
7	Is Class C1 set in any step?		Class C1	Class C0

Table D. Outline of Area D (Other Exemptions)

Step	Evaluation Statement	Data Element & Logic	If Yes	If No
1	Is the residency claimant a state college/university employee?	ca_college_employee = 1	Class D1 (flag 55)	Go to step 2
2	Is the applicant a California public school employee?	ca_school_employee = 1	Class D1 (flag 56)	Go to step 3
3	Is the residency claimant a qualified agricultural worker?	ca_seasonal_ag = 1	Go to step 4	Class D0
4	Is the residency claimant a U.S. Citizen or INS eligible alien?	Area A = A1 OR Area 2 = A2	Class D1 (flag 57)	Class D0

Table E. Residency Integrity Flags

Flag	Meaning	Logic
01	Current address state is not California	See Residency Area B logic
02	Permanent address state is not California	See Residency Area B logic
03	State of last high school attended is not California and student is under 19	See Residency Area B logic
04	State of most recent college attended is not California and 'To Date' is within one year of term start date	See Residency Area B logic
11	Claiming California high school completion but last high school not in California	education: cahs_graduated = 1 AND education: hs_state ≠ CA
30	Applicant has reported one or more "out-of-state" indicators: 1) filed taxes; 2) registered to vote; 3) attended college; or, 4) filed a lawsuit - outside of California within the last 2 years.	ca_outside_tax = 1 AND/OR ca_outside_voted = 1 AND/OR ca_outside_college = 1 AND/OR ca_outside_lawsuit = 1
40	Applicant is <i>under 25 years</i> and has been determined Homeless within last 24 months by authorized agencies.	<homeless_youth> = Yes AND age is under 25 years. (AB 801)
41		
47	Eligible with documentation: high school graduate or equivalent but under 18	adm_ineligible = 2
48	Ineligible to enroll; B-visa holder	See Residency Area A logic
49	Ineligible to enroll; minor in high school	adm_ineligible = 1
50	Missing valid Alien Registration Number	See Residency Area A logic
51	Has visa type that may establish residency. Documentation required.	See Residency Area A logic
52	Recently discharged U.S. military member, or dependent (child or spouse) of U.S. military member, discharged within the last 3 years. Potential VACA eligibility (AB13).	See Residency Area C logic
53	U.S. military member or dependent spouse/child of military member with California as home of record	See Residency Area C logic
54	U.S. military member or dependent spouse/child of military member currently stationed in California	See Residency Area C logic
55	State college/university employee	See Residency Area D logic
56	California public school employee	See Residency Area D logic
57	Qualified seasonal agriculture worker	See Residency Area D logic
58	Two years care and control proof for guardian required	See Residency Area B logic

59	Applicant has resided in California for over one year but less than two years	See Residency Area B logic
60	Date of Alien Registration not more than one year before term start date	See Residency Area A logic
61	State of last high school attended is not California and high school completion date is within last 2 years	See Residency Area B logic
62	Currently in military with home of record other than CA	See Residency Area B logic
63	U.S. military member or dependent spouse/child of military member with California as military state of legal residence	(military_status = 2 OR military_status = 3) AND military_legal_residence =CA
65	U.S. military member or dependent/ spouse/child of military member stationed in California for educational purposes only. Verify that dates of assignment are for 30 days or more.	See Residency Area C logic
70	Applicant is a current or former Foster Youth in California and under 20 years of age	See Residency Area B Logic
71	Applicant is a current or former foster youth and is <i>under the age of 25</i> . Applicant is possibly eligible for Priority Registration per AB12.	(foster_youth_status=1 OR =2 OR =3 OR =4 OR =6) AND (RDD* minus Birthdate < 25 years)
80	Applicant is an independent minor	data element and logic TBD (dependency=Yes)
81	Applicant applied using the Noncredit URL	Upon check if noncredit flag is set (=true), then set the residency status to "N" and trigger Integrity Flag 81.

Residency Algorithm Flow Charts

Residency Area A Flowchart

Area A

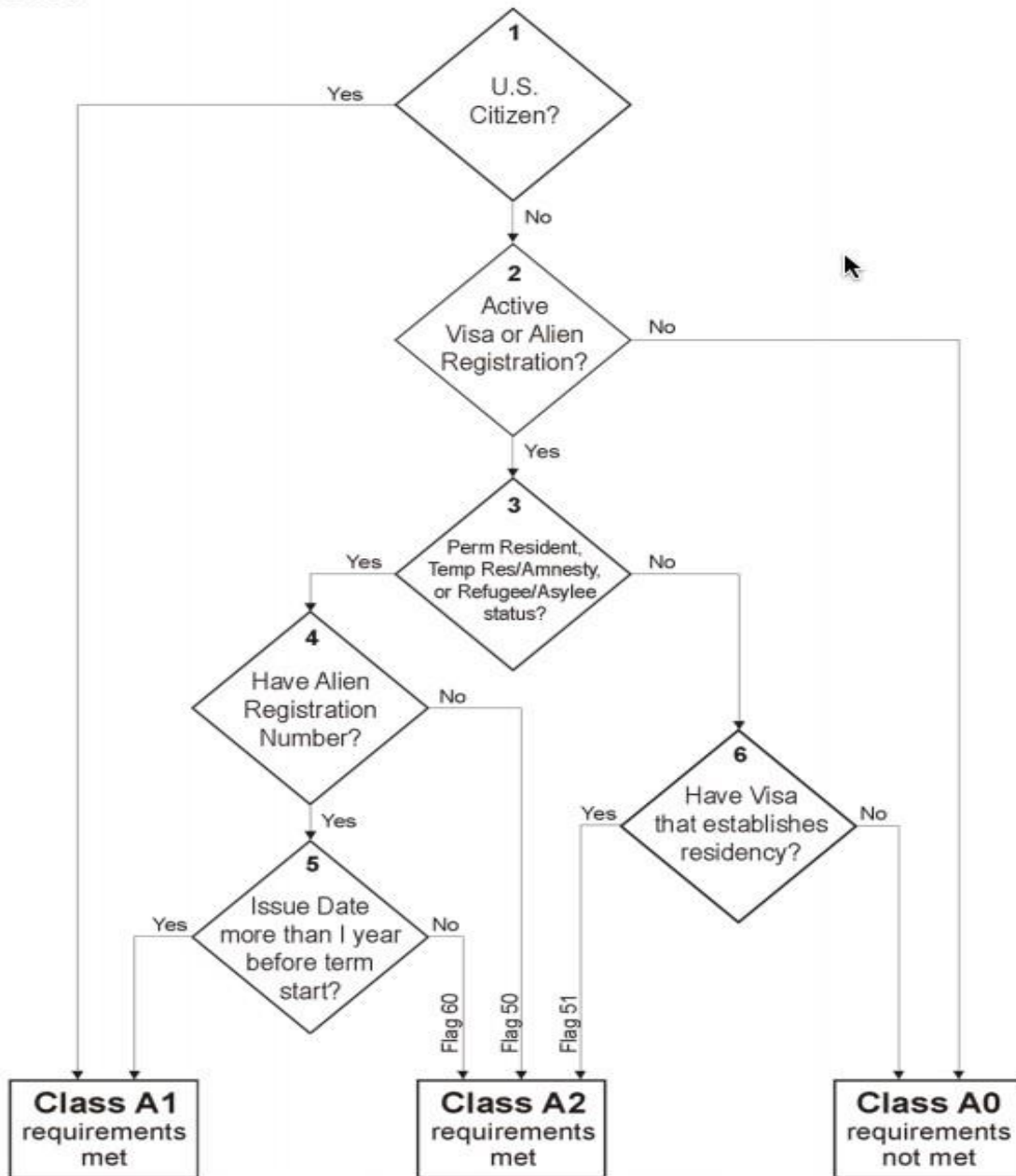


Figure 1. Flowchart for Residency Area A Logic

Residency Area B Flowchart

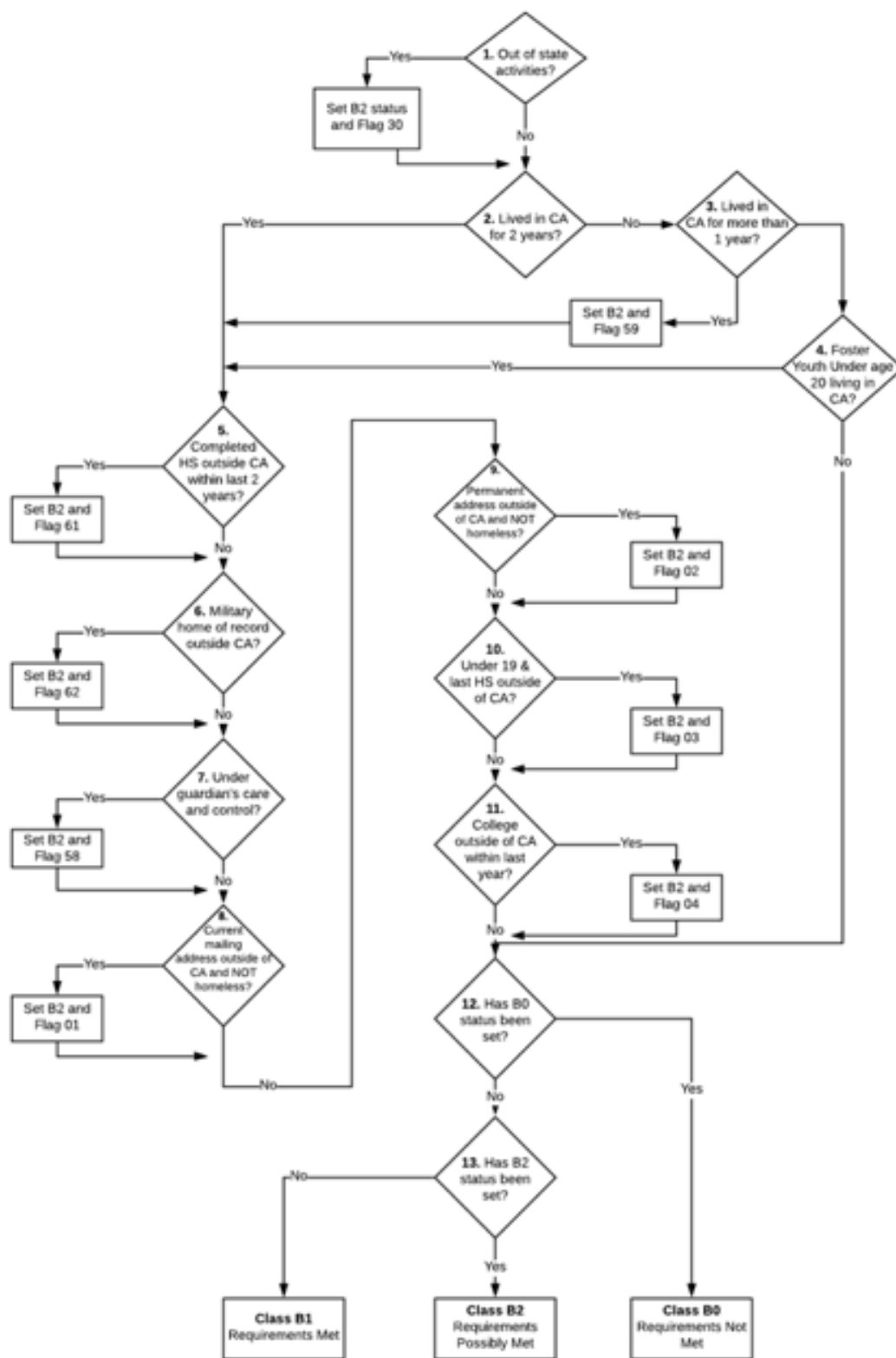


Figure 2. Flowchart for Residency Area B Logic

Residency Area C Flowchart

Area C

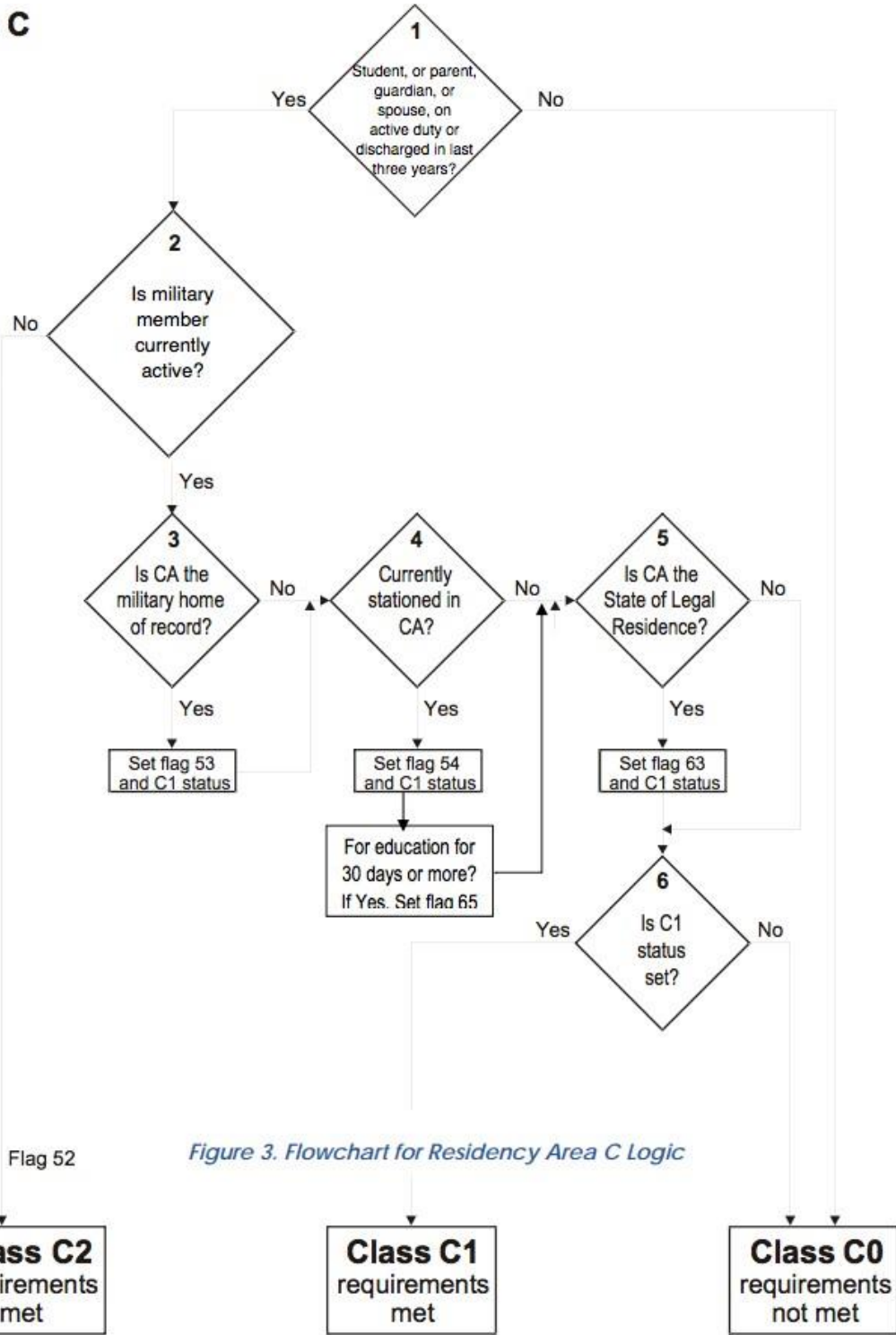


Figure 3. Flowchart for Residency Area C Logic

Figure 3. Flowchart for Residency Area C Logic

Residency Area D Flowchart

Area D

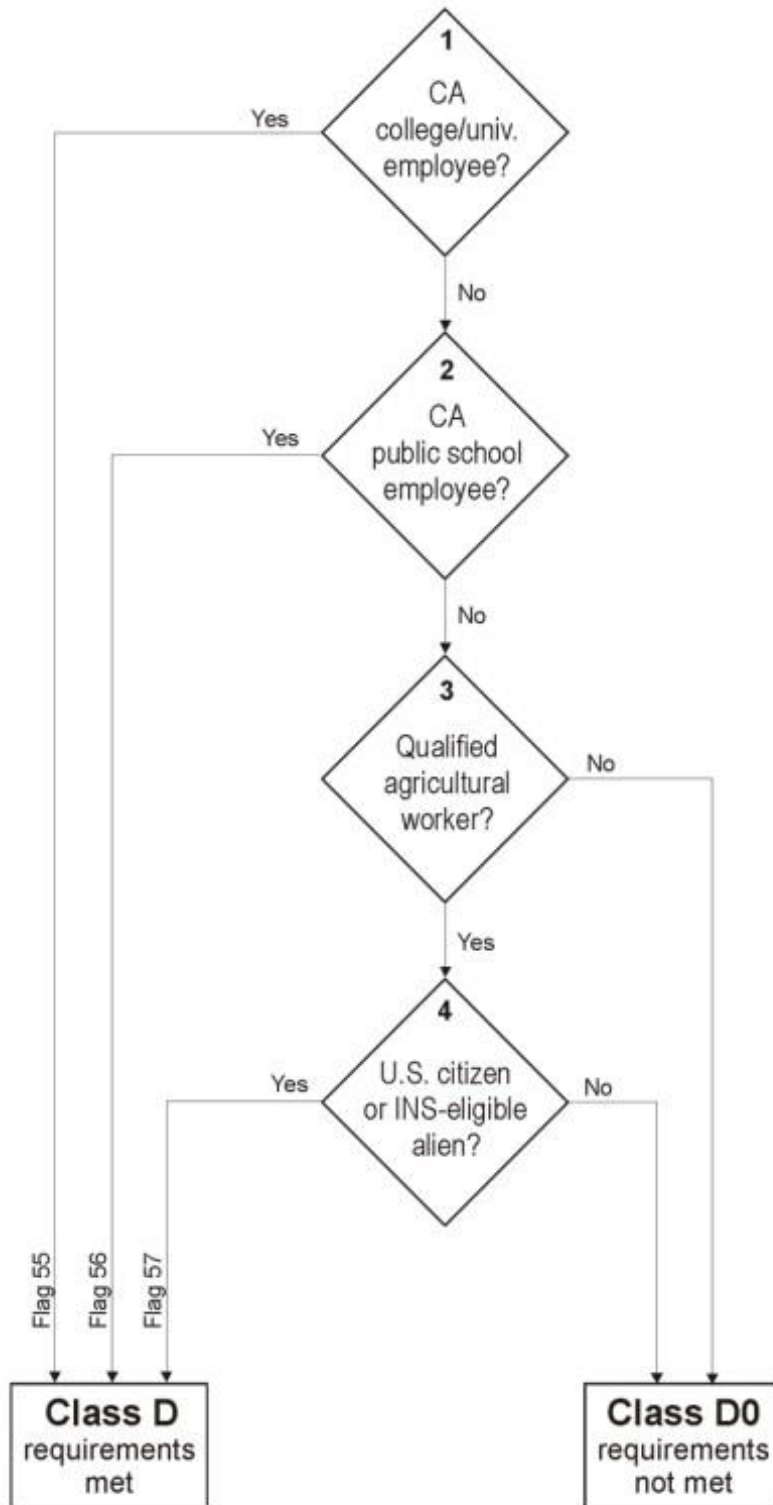


Figure 4. Flowchart for Residency Area D Logic

Residency Status Calculation

Preliminary Residency Status Determination

The residency determination algorithm looks at each area of qualification to determine whether the student meets the residency classification criteria for the purposes of assessing tuition. This preliminary Residency Status calculation is stored in data element 'residency: res_status' as either 1, 2, or 3. Figure 5 shows the preliminary residency determination logic.

Residency Status 1 (Resident): An applicant considered eligible for California residency classification without further proof. The applicant must have the following Area calculations:

- A1 and B1

Residency Status 2 (Possible Resident) # Documentation Required: Any applicant considered eligible for California residency classification provided they can show proof. The applicant must have one of the following Area calculations:

- A1 and B2
- A2 and (B1 or B2)
- C1
- C2 and (B1 or B2)
- D1

Residency Status 3 (Non-Resident): An applicant failing to meet any of the above criteria.

Residency Status N (Noncredit/Exempt): An applicant applied using the Noncredit Application URL; exempt from residency status determination (Default setting; was not included in the Submission Calculation Service.)

Residency Status Change Information

The Residency Algorithm also compares the Residency Status for the current application with the Residency Status determination for the immediately previous application by the same applicant (i.e., user account). If there has been a residency status change, it sets a Residency Status Change flag (data element 'residency: res_status_change') and also stores the date of the different residency status determination (data element 'residency: res_prev_date').

The residency status change information needs to persist in all applications for a particular account until there is another residency status change. Therefore, the 'res_status_change' and 'res_prev_date' values will default to the values in the most recent application submitted by the account, and will be overwritten only if the Residency Status for the current application is different than the Residency Status determination for the immediately previous application.

Preliminary Residency Status Determination Flowchart

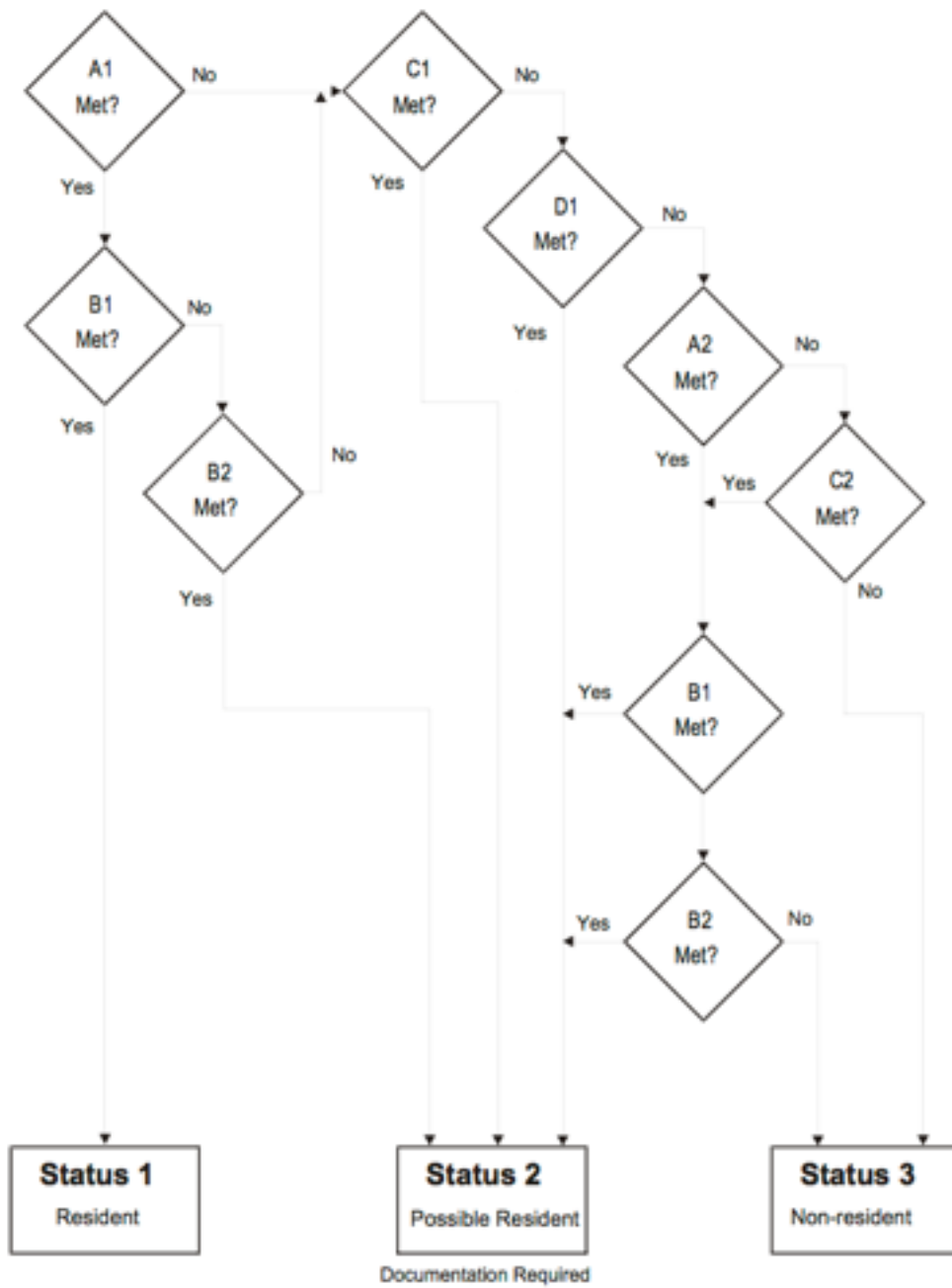


Figure 5. Preliminary Residency Status Determination Flowchart

Table F: Visa Types

Database Value	Visa Type	Residency?	Visa and Description
A1	A-1	YES	A-1 Ambassador, Public Minister, Career Diplomat, Consular Officer, Head of State, and immediate family members
A2	A-2	YES	A-2 Other foreign government officials or employees coming to the United States and immediate family members. Includes technical and support staff of A-1
A3	A-3	YES	A-3 Attendants, Servants and Personal employees of A-1 and A-2 and immediate family members
B1	B-1	no	B-1 Temporary visitor for business
B2	B-2	no	B-2 Temporary visitor for pleasure
BCC	BCC	no	BCC Border Crossing Card: Mexico
BE	BE	no	BE Bering Straits agreement entrants
C1	C-1	no	C-1 Alien in transit (direct and continuous travel through the United States)
C1D	C-1D	no	C-1D Combined transit and crewman visa
C2	C-2	no	C-2 Alien in transit to the U.N. headquarters
C3	C-3	no	C-3 Foreign government official, members of immediate family, attendants, servants or other personal employee of official in transit through the United States
C4	C-4	no	C-4 Transit without Visa, see TWOV
D1	D-1	no	D-1 Crewmen departing on same vessel of arrival, crewmen departing on same aircraft or same airline
D2	D-2	no	D-2 Crewmen departing on vessel other than one of arrival. Airmen departing on different airline than one of arrival
E1	E-1	YES	E-1 Treaty trader, spouse, and children
E2	E-2	YES	E-2 Treaty investor, spouse, and children coming to develop and direct a bona fide enterprise in which he/she has invested a substantial amount of capital
E2C	E-2C	Yes	E2C = E-2C
E3	E-3	YES	E-3 Australian nationals working in specialty occupations
E3D	E-3D	YES	E-3D Spouse or child of E-3
E3R	E-3R	YES	E-3R Returning E-3
F1	F-1	no	F-1 Academic student (Student VISA)
F2	F-2	no	F-2 Spouse or child of student
F3	F-3	no	F-3 Canadian and Mexican Academic Students who commute across the US land border to school.
G1	G-1	YES	G-1 Principal resident representative of recognized foreign member government to international organization, staff, and immediate family members
G2	G-2	YES	G-2 Other temporary representative of recognized foreign member government to international organization and immediate family members

G3	G-3	YES	G-3 Representative of non-recognized or nonmember foreign government to international organization and immediate family members
G4	G-4	YES	G-4 International organization officer or employee and immediate family members
G5	G-5	YES	G-5 Attendant, servant, or personal employee of G-1 through G-4 and immediate family members
GB	GB	NO	GB Temporary visitor for business, Guam
GT	GT	NO	GT Temporary visitor for pleasure, Guam
H1	H-1	NO	H-1 Temporary worker of distinguished merit and ability (Note: This VISA type no longer exists. Per CCCCCO, leave in list for historical reasons; eligibility: NO.)
H1A	H-1A	NO	H-1A Temporary worker performing services as a registered nurse (Note: This VISA type no longer exists. Per CCCCCO, leave in list for historical reasons; eligibility: NO.)
H1B	H-1B	YES	H-1B Specialty occupation (professionals), DOD workers, fashion models
H1B1	H-1B1	NO	H-1B1 Specialty occupation, entering under free trade agreements with Chile and Singapore
H1C	H-1C	NO	H-1C Nurses going to work for up to 3 years in health professional shortage areas (Note: This VISA type no longer exists. Per CCCCCO, leave in list for historical reasons; eligibility: NO.)
H2A	H-2A	no	H-2A Temporary or seasonal agriculture workers
H2B	H-2B	no	H-2B Non-agricultural temporary or seasonal workers
H2R	H-2R	no	H-2R Returning H-2B worker
H3	H-3	no	H-3 Trainee or participant in special education exchange visitor program
H4	H-4	YES	H-4 Spouse or child of H-1, H-2, H-3 (parent/spouse visa type determines whether holder may or may not establish residency) Yes if parent or spouse has a H1A, H1B or H1C. Valid dates required for H4 only.
I	I	YES	I Representative of foreign information media, spouse, and children
J1	J-1	no	J-1 Exchange visitor
J2	J-2	no	J-2 Spouse or minor child of exchange visitor
K1	K-1	YES	K-1 Fiancé or fiancée of U.S. Citizen
K2	K-2	YES	K-2 Minor child of K-1
K3	K-3	YES	K-3 Spouse of U.S. Citizen (under LIFE Act provisions)
K4	K-4	YES	K-4 Child of K-3
L1A	L-1A	YES	L-1A Intra company transferee (executive, managerial and specialized personnel) entering to continue employment with the same employer or a subsidiary or affiliate thereof
L1B	L-1B	YES	L-1B Executive, manager or has specialized skill of international firm
L2	L-2	YES	L-2 Spouse or child of L-1
M1	M-1	no	M-1 Vocational or non-academic student
M2	M-2	no	M-2 Spouse or child of M-2
M3	M-3	no	M-3 Border commuter student
N8	N-8	YES	N-8 Parent of alien classified SK-3 "special immigrant"

N9	N-9	YES	N-9 Child of N-8, SK-1, SK-2, or SK-4 “special immigrant”
NATO1	NATO-1	YES	NATO-1 Principal permanent representative of member state to NATO and resident members of official staff or immediate family
NATO2	NATO-2	YES	NATO-2 Other representatives of member state; dependents of member of a force entering in accordance with the provisions of NATO Status-of-Forces agreement; members of such force if issued visas
NATO3	NATO-3	YES	NATO-3 Official clerical staff accompanying representative of member state to NATO or immediate family
NATO4	NATO-4	YES	NATO-4 Official of NATO other than those qualified under NATO-4, employed on behalf of NATO and immediate family
NATO5	NATO-5	YES	NATO-5 Expert other than NATO officials qualified under NATO-4, employed on behalf of NATO and immediate family
NATO6	NATO-6	YES	NATO-6 Member of civilian component who is either accompanying a Force entering in accordance with the provision of the NATO Status-of-Forces agreement; attached to an Allied headquarters under the protocol on the Status of International Military headquarters set up pursuant to the North Atlantic Treaty; and their dependents
NATO7	NATO-7	YES	NATO-7 Servant or personal employee of NATO-1 through NATO-6, or immediate family
O1	O-1	YES	O-1 Aliens of extraordinary ability
O2	O-2	no	O-2 Accompanying alien who is coming solely to assist in the artistic or athletic performance by an O-1
O3	O-3	YES	O-3 Spouse and/or child of O-1 only (Type O-2_is not eligible. Yes if parent or spouse has an O-1 only. Valid dates for O-3 required.
P1	P-1	no	P-1 Internationally recognized professional artists, athletes, entertainers, and “essential support personnel”
P2	P-2	no	P-2 Artist or entertainer in reciprocal exchange programs
P3	P-3	no	P-3 Artists and entertainers coming to perform, teach, or coach a culturally unique program.
P4	P-4	no	P-4 Spouses and/or children of P-1, P-2, P-3
Q1	Q-1	no	Q-1 International cultural exchange visitor
Q2	Q-2	no	Q-2 Irish Peace Process cultural and training program (Walsh Visas)
Q3	Q-3	no	Q-3 Spouse or child of Q-2
R1	R-1	YES	R-1 Religious workers
R2	R-2	YES	R-2 Spouse or child of R-1
SIV	SI-V	Yes	SIV = Special Immigrant Visa
S5	S-5	no	S-5 Alien witness or informant possessing critical, reliable information concerning a criminal organization or enterprise whose presence in the United States is required for the successful investigation or prosecution of the criminal organization
S6	S-6	no	S-6 Alien witness or informant possessing critical reliable information about terrorist organization, enterprise, or operation, who will be placed in danger as a result of supplying that information; and is eligible to receive a reward under separate U.S. State Department legislation
S7	S-7	no	S-7 Spouse, unmarried sons and daughters, and parents of witness or informant
T1	T-1	YES	T-1 Victim of a severe form of trafficking in persons (eligible for benefits of AB540)

T2	T-2	YES	T-2 Spouse of a victim of a severe form of trafficking in persons (eligible for benefits of AB540)
T3	T-3	YES	T-3 Child of victim of a severe form of trafficking in persons (eligible for benefits of AB540)
T4	T-4	YES	T-4 Parent of a victim of a severe form of trafficking in persons (if T-1 victim is under21) (eligible for benefits of AB540)
T5	T-5	YES	T-5 Sibling under 18 years of age of T-1 under 21 years of age (eligible for benefits of AB540)
T6	T-6	Yes	T-6
TN1	TN1	no	TN1 Canadian professionals under NAFTA
TN2	TN2	no	TN2 Mexican professionals under NAFTA
TD	TD	no	TD Spouse or child of TN
TPS	TPS	YES	TPS Temporary Protected Status
TWOV	TWOV	no	TWOV Transit without a Visa
U1	U-1	YES	U-1 Victim of certain criminal activity (eligible for benefits of AB540)
U2	U-2	YES	U-2 Spouse of U- (eligible for benefits of AB540)
U3	U-3	YES	U-3 Child of U- (eligible for benefits of AB540)
U4	U-4	YES	U-4 Parent of U-1, if U-1 is under 21 (eligible for benefits of AB540)
U5	U-5	YES	U-5 Unmarried sibling of U-1 under 18 (eligible for benefits of AB540)
V1	V-1	YES	V-1 Spouse of an LPR who is the principal beneficiary of a family based petition which was filed prior to December 21, 2000, and has been pending for at least 3 years
V2	V-2	YES	V-2 Child of an LPR who is the principal beneficiary of a family-based visa petition that was filed prior to December 21, 2000, and has been pending for at least 3 years
V3	V-3	YES	V-3 The derivative child of a V-1 or V-2
WB	WB	no	WB Temporary visitor for business, visa waiver
WT	WT	no	WT Temporary visitor for pleasure, visa waiver
OTHR	Other	NO	Depending on the specific other visa type, visa holder may or may not be allowed to establish residency. Requires documentation (proof beyond self-reported data).

Review Application & Submission Time Error Messaging

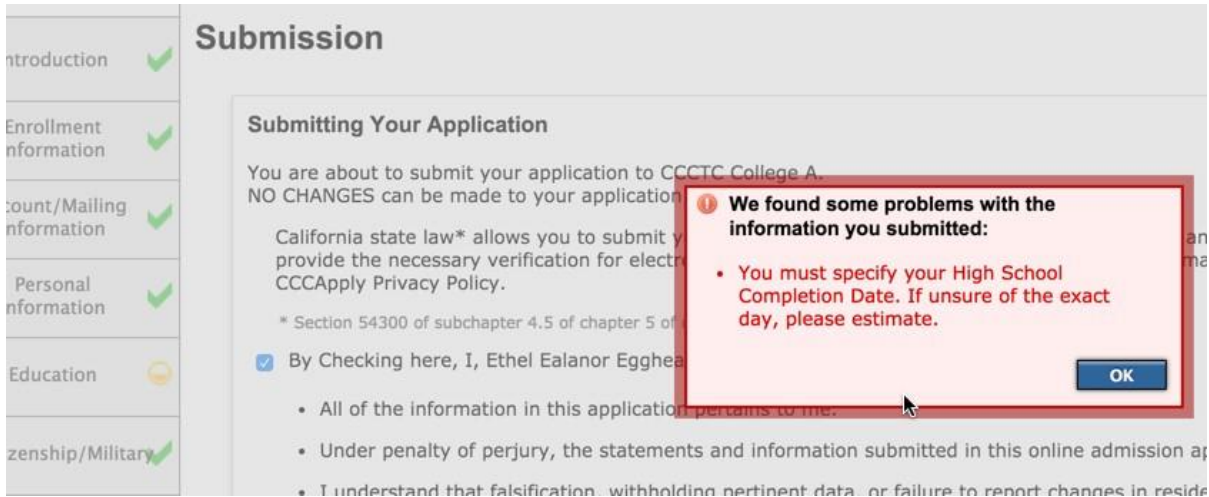
When an applicant reviews their application responses using the *Review Application* feature on the Submission page, if they navigate to a previous tab and change a required response so that it is invalid or has no response, a yellow-shaded semi-circle on the tab displays to indicate that it is not complete once the applicant returns to the *Submission* tab.

Once the response is corrected, the yellow-shaded semi-circle icon changes to display as a green check mark when the applicant returns to the *Review Application* section. The application submission button also displays at the bottom of the screen.

Note: *The application may sometimes respond to a corrected response with an Error message directing the applicant to return to the My Applications page and try again. In this case, once the applicant returns to their application, they will need to navigate directly to the tab where they entered the invalid value, click Continue, and then proceed to the Submission page.*

When an applicant changes required field responses after reaching the *Submission* tab, similar error checking as described above occurs, with these notable exceptions:

- Changing any other required field in the application to have no response results in one of these two error messages:



OR



- In either case, following the error message instructions and correcting the blank or incorrect field value will allow the applicant to move forward and submit their application.

Appendix B: Financial Aid Algorithm

CCCApply facilitates early awareness of financial assistance in two directions. The application process asks questions about the Needs & Interests of the applicant to alert them to the possibility of financial assistance, and offer links to the online California College Promise Grant (fka BOG Fee Waiver) application and FAFSA federal aid application form. Based on responses to the Needs & Interests questions, CCCApply can send notification to financial aid departments at the same time as the application is downloaded by the college so that financial aid departments can begin their processes of contacting and assisting the applicants.

The process of identifying the student and the information required in the notification to the financial aid departments are outlined below.

Financial Aid Referral Flag: Identifying Students for Financial Assistance

If a student answers “yes” to any of the following questions from the Needs & Interests section of the application, the Financial Aid Referral Flag (fin_aid_ref) will be set:

- Financial help to attend college
- Receiving TANF, SSI, or General Assistance
- CalWorks
- EOPS - Extended Opportunity Programs and Services
- Scholarship information
- Veteran’s services

Appendix C: AB540 Waiver Algorithm

After the Preliminary Residency Determination is set, the AB540 Eligibility Flag is set according to the following logic:

1. The response to **both of the following questions** on the Education Page is “Yes”:
 - a. “I have graduated from a California high school or have attained the equivalent thereof, such as a High School Equivalency Certificate, issued by the California State GED Office or a Certificate of Proficiency, resulting from the California High School Proficiency Examination.”
 - b. “I have attended high school in California for three or more years.”
2. AND the Preliminary Residency Determination is NOT “1” (Resident)
3. AND the “Visa Type is Null” OR “Visa Type is T1, T2, T3, T4, T5, U1, U2, U3, U4, U5”.
4. THEN the AB540 Eligibility flag is “Yes”; otherwise it is “No”.

All data items referenced above, as well as the eligibility flag, are available in the Standard *Glue for Apply* data delivery for all colleges.

AB540 Notification to Students

If the AB540 Eligibility flag is “Yes”, then the following links are automatically generated on the Special Links and Opportunities page:

You may be eligible for a special tuition waiver.

For more information see the Explanation of AB540 Tuition Exemption Para informacion en Español, lea AB540 Tuition Exemption en Español

Print and mail the AB540 Tuition Exemption Request Form:

- *PDF version of the AB540 Tuition Exemption Request Form*
- *HTML version of the AB540 Tuition Exemption Request Form*

Note: *All documents must be ADA-compliant. The High Technology Center concludes that PDF is not yet generally acceptable, so HTML is the better choice of format for compliance. The forms will be available in both HTML and PDF).*

Table G. Non-Immigrant Visa Types (No Longer Used)

Education Code section 68130.5 excludes "a nonimmigrant alien within the meaning of paragraph (15) of subsection (a) of Section 1101 of Title 8 of the United States Code." 8 U.S.C. §1101(a)(15) defines an "immigrant" as every alien except non-immigrant aliens holding the visas identified in the table below. Therefore, per part C in the AB540 algorithm described above, holders of visa types listed in Table G are not eligible for AB540.

Visa Class	Non-Immigrant Visa Types
A	Diplomatic and other foreign governmental officials, and their families and employees: A1, A2, A3.
B	Temporary visitors for business and pleasure: B1 and B2.
C	Alien in transit through the U.S.: C1, C1D, and C2. [Although C-3 and C-4 visas are also issued, they are not issued under section 1101(b)(15) which is referenced in EC 68130.5.]
D	Crewmen: D1 and D2.
E	International Traders and Investors: E1, E2.
F	Academic students and their families: F1, F2.
G	Representatives to international organizations and their families and employees: G1, G2, G3, G4, G5.
H	Temporary workers: H1B, H1C, H2A, H2B, H3, H4.
I	Representatives of foreign media and their families: I.
J	Exchange visitors and their families: J1, J2.
K	Fiancé (e) or spouse of a U.S. citizen or dependent of a fiancé (e) or spouse: K1, K2, K3, K4.
L	Intercompany transferees: L1A, L1B, L2.
M	Vocational and language students and their families: M1, M2.
N	Parents and children of the people who have been granted special immigrant status because their parents were employed by an international organization in the United States: N8, N9.
O	Aliens of extraordinary ability: O1, O2, O3.
P	Entertainers and athletes: P1, P2, P3, P4.
Q	Participants in international cultural exchange programs: Q1, Q2, Q3.
R	Religious workers: R1, R2.
S	Informants or witnesses (and accompanying family) on terrorism or organized crime: S5 and S6.
T	Victims of severe form of trafficking in persons: T1, T2, T3, T4. - Removed 12/5/14
U	Crime victims: U1, U2, U3, U4.12/5/14. - Removed 12/5/14
V	Second preference beneficiaries: V1, V2, V3.

Appendix D: Ineligibility Flag and Highest Education Level

This section provides information on the ineligibility flag and highest education level algorithms.

Ineligibility Flag

The ineligibility flag (residency:adm_ineligible) is set based on the following:

Set flag to 1 (**INELIGIBLE for admission**) and set integrity flag 49 on if all of these conditions are true:

1. Applicant will be under 18 on <RDD>
2. <hs_edu_level> = 0 (Not a graduate of, and no longer enrolled in high school).
3. Enrollment status is NOT "Enrolled in college and K-12 at the same time".

Set flag to 2 (**ELIGIBLE with documentation**) and set integrity flag 47 on if all of these conditions are true:

1. Applicant will be under 18 on <RDD>.
2. <hs_edu_level> indicates high school graduation or equivalent (3 - Received high school diploma; 4 - Passed the GED, or received a High School Certificate of Equivalency; 5 - Received a certificate California High School Proficiency; or 6 - Foreign secondary school diploma/certificate of graduation).

Set flag to 1 (**INELIGIBLE for admission**) and set integrity flag 48 on if these conditions are true:

1. Applicant has a B-1 or B-2 Visa type.

Otherwise, set the flag to 0 (**ELIGIBLE for admission**).

Highest Education Level

Set the <highest_edu_level> as follows:

IF <higher_edu_level> = 7 or = 8

THEN set the first character = higher_edu_level

ELSE set the first character = <hs_edu_level>

If <higher_edu_level = 7 or = 8, then set the final four characters = yyyy from <higher_comp_date>

ELSE set the final four characters = yyyy from hs_comp_date (0000 if null).

Note: This element is in the education table: highest_edu_level, but it needs to be 5 char, not 1. Correlates to MIS SB11.

Appendix E: Table of Data Fields

The following table identifies the CCCApply Standard Application and Noncredit Application columns/fields that are downloadable via the CCC Download Client or the by automatic download to your SIS staging table via the SuperGlue College Adaptor.

Note: The Download column indicates if the field is downloadable via the Download Client or not. The Glue column indicates if the field is available to be written directly to your SIS when your school uses the College Adaptor (i.e. SuperGlue). Certain table/field data that is encrypted in via the Download Client is not encrypted via Glue delivery to your school's SIS.

Detailed characteristics of each data element can be found in the main sections of this data dictionary.

Data Element	Data Type	Length	Download Client	SuperGlue	Report Center	Admin Rules	Noncredit Field
academic_counseling	boolean		Yes	Yes	Yes	Yes	Yes
acceptedTerms	Boolean		No	No	No	No	Yes
acceptedTermsTimestamp	date timestamp	255	No	No	No	No	Yes
ack_fin_aid	boolean		Yes	Yes	Yes	Yes	Yes
addressHomeless	boolean		No	No	No	No	Yes
address_same	boolean		Yes	Yes	Yes	Yes	Yes
addressValidationOverride	boolean	1	No	No	No	No	Yes
addressValidationOverrideTimestamp	date timestamp	255	No	No	No	No	Yes
adm_ineligible	smallint		Yes	Yes	Yes	Yes	No
alien_reg_expire_date	date		Yes	Yes	Yes	Yes	No
alien_reg_issue_date	date		Yes	Yes	Yes	Yes	No
alien_reg_no_expire	boolean		Yes	Yes	Yes	Yes	No
alien_reg_number	Character varying	20	Yes	Yes	Yes	Yes	No
app_id	bigint		Yes	Yes	Yes	No	Yes
app_lang	character	2	Yes	Yes	Yes	Yes	Yes
athletic_intercollegiate	boolean		Yes	Yes	Yes	Yes	Yes
athletic_intramural	boolean		Yes	Yes	Yes	Yes	Yes
athletic_not_interested	boolean		Yes	Yes	Yes	Yes	Yes
basic_skills	boolean		Yes	Yes	Yes	Yes	Yes
birthdate	date		Yes	Yes	Yes	Yes	Yes
ca_college_employee	boolean		Yes	Yes	Yes	Yes	No
ca_date_current	date		Yes	Yes	Yes	Yes	No
ca_foster_youth	boolean		Yes	Yes	Yes	Yes	No
ca_not_arrived	boolean		Yes	Yes	Yes	Yes	No

ca_outside_college	boolean		Yes	Yes	Yes	Yes	No
ca_outside_college_year	date		Yes	Yes	Yes	Yes	No
ca_outside_lawsuit	boolean		Yes	Yes	Yes	Yes	No
ca_outside_lawsuit_year	date		Yes	Yes	Yes	Yes	No
ca_outside_tax	boolean		Yes	Yes	Yes	Yes	No
ca_outside_tax_year	date		Yes	Yes	Yes	Yes	No
ca_outside_voted	boolean		Yes	Yes	Yes	Yes	No
ca_outside_voted_year	date		Yes	Yes	Yes	Yes	No
ca_res_2_years	boolean		Yes	Yes	Yes	Yes	No
ca_school_employee	boolean		Yes	Yes	Yes	Yes	No
ca_seasonal_ag	boolean		Yes	Yes	Yes	Yes	No
cahs_3year	boolean		Yes	Yes	Yes	Yes	Yes
cahs_graduated	boolean		Yes	Yes	Yes	Yes	Yes
calworks	boolean		Yes	Yes	Yes	Yes	Yes
campaign1	character varying	255	Yes	Yes	Yes	No	Yes
campaign2	character varying	255	Yes	Yes	Yes	No	Yes
campaign3	character varying	255	Yes	Yes	Yes	No	Yes
cap_major_id	bigint		No	No	No	No	No
cap_term_id	bigint		No	No	No	No	No
career_planning	boolean		Yes	Yes	Yes	Yes	Yes
ccc_id	character varying	8	Yes	Yes	Yes	Yes	Yes
child_care	boolean		Yes	Yes	Yes	Yes	Yes
cip_code	character	6	Yes	Yes	No	No	Yes
citizenship_status	character	1	Yes	Yes	Yes	Yes	Yes
city	character varying	50	Yes	Yes	Yes	Yes	Yes
coenroll_confirm	boolean		Yes	Yes	Yes	Yes	Yes
col1_cds_full (thru col4_cds_full)	Character varying	14	Yes	Yes	Yes	Yes	Yes
col1_cds (through col4_cds)	character	6	Yes	Yes	Yes	Yes	Yes
col1_ceedb (through col4_ceedb)	character	7	Yes	Yes	Yes	Yes	Yes
col1_city (through col4_city)	character varying	20	Yes	Yes	Yes	Yes	Yes
col1_country (through col4_country))	character	2	Yes	Yes	Yes	Yes	Yes
col1_degree_date (through col4_)	date		Yes	Yes	Yes	Yes	Yes
col1_degree_obtained (through col4_)	character	1	Yes	Yes	Yes	Yes	Yes

col1_end_date (through col4_end_date)	date		Yes	Yes	Yes	Yes	Yes
col1_expelled_status (through col4_)	boolean		Yes	Yes	No	No	Yes
col1_name (through col4_name)	character varying	30	Yes	Yes	Yes	Yes	Yes
col1_not_listed (through col4_not_listed)	boolean		Yes	Yes	Yes	Yes	Yes
col1_start_date (through col4_start_date)	date		Yes	Yes	Yes	Yes	Yes
col1_state (through col4_state)	character varying	30	Yes	Yes	Yes	Yes	Yes
college_count	smallint		Yes	Yes	Yes	Yes	Yes
college_expelled_summary	boolean		Yes	Yes	No	No	Yes
college_id	character	3	Yes	Yes	Yes	Yes	Yes
college_name	character varying	50	Yes	Yes	Yes	Yes	Yes
comfortable_english	boolean		Yes	Yes	Yes	Yes	Yes
comments	text	50	Yes	Yes	Yes	Yes	Yes
completed_eleventh_grade (Not used)	boolean		Yes	Yes	Yes	Yes	Yes
confirmation	character varying	30	Yes	Yes	Yes	Yes	Yes
consent_indicator	boolean		Yes	Yes	Yes	Yes	Yes
counseling_personal	boolean		Yes	Yes	Yes	Yes	Yes
country	character	2	Yes	Yes	Yes	Yes	Yes
createdTimestamp	date timestamp	255	No	No	No	No	Yes
dependent_status	character	1	Yes	Yes	No	Yes	Yes
discharge_type	character varying	1	Yes	Yes	No	No	No
district_name	character varying	50	Yes	Yes	Yes	Yes	Yes
dsps	boolean		Yes	Yes	Yes	Yes	Yes
edu_goal	character	1	Yes	Yes	Yes	Yes	Yes
elig_ab540	boolean		Yes	Yes	Yes	Yes	No
email	character varying	254	Yes	Yes	Yes	Yes	Yes
emailVerified	boolean		No	No	No	No	Yes
emailVerifiedTimestamp	varchar Date Timestamp	255	No	No	No	No	Yes
employment_assistance	boolean		Yes	Yes	Yes	Yes	Yes
enroll_status	character	1	Yes	Yes	Yes	Yes	Yes
eops	boolean		Yes	Yes	Yes	Yes	Yes
esignature	boolean		Yes	No	Yes	Yes	Yes
esl	boolean		Yes	Yes	Yes	Yes	Yes

experience	integer	1	Yes	Yes	Yes	Yes	Yes
fin_aid_ref	boolean		Yes	Yes	Yes	Yes	No
financial_assistance	boolean		Yes	Yes	Yes	Yes	Yes
firstname	character varying	50	Yes	Yes	Yes	Yes	Yes
foster_youth_mis	boolean		Yes	Yes	Yes	Yes	No
foster_youth_preference	boolean		Yes	Yes	Yes	No	Yes
foster_youth_priority	boolean		Yes	Yes	Yes	Yes	No
foster_youth_status	character	1	Yes	Yes	Yes	Yes	No
foster_youths <i>(No longer used)</i>	boolean		<i>Not Used</i>	<i>Not used</i>	<i>Not used</i>	<i>No Use</i>	<i>Yes</i>
fraud_score	double precision		No	No	No	No	Yes
fraud_status	integer		No	No	No	No	Yes
gender	character	1	Yes	Yes	Yes	Yes	Yes
grade_point_average	Alphanumeric	5	Yes	Yes	Yes	Yes	Yes
health_services	boolean		Yes	Yes	Yes	Yes	Yes
higher_comp_date	date		Yes	Yes	Yes	Yes	Yes
higher_edu_level	character	1	Yes	Yes	Yes	Yes	Yes
highest_edu_level	character	5	Yes	Yes	Yes	Yes	Yes
highest_english_course	Integer		Yes	Yes	Yes	Yes	Yes
highest_english_grade	Character varying	2	Yes	Yes	Yes	Yes	Yes
highest_grade_completed	varchar	2	Yes	Yes	Yes	Yes	Yes
highest_math_course_passed	Integer		Yes	Yes	Yes	Yes	Yes
highest_math_course_taken	Integer		Yes	Yes	Yes	Yes	Yes
highest_math_passed_grade	Character varying	2	Yes	Yes	Yes	Yes	Yes
highest_math_taken_grade	Character varying	2	Yes	Yes	Yes	Yes	Yes
hispanic	boolean		Yes	Yes	Yes	Yes	Yes
home_schooled	boolean		Yes	Yes	Yes	Yes	Yes
homeless_youth	Boolean		Yes	Yes	Yes	Yes	No
housing_info	boolean		Yes	Yes	Yes	Yes	Yes
hs_attendance	smallint		Yes	Yes	Yes	Yes	Yes
hs_cds	character	6	Yes	Yes	Yes	Yes	Yes
hs_cds_full	Character varying	14	Yes	Yes	Yes	Yes	Yes
hs_ceeb	character	7	Yes	Yes	Yes	Yes	Yes
hs_city	character varying	20	Yes	Yes	Yes	Yes	Yes

hs_comp_date	date		Yes	Yes	Yes	Yes	Yes
hs_country	character	2	Yes	Yes	Yes	Yes	Yes
hs_edu_level	character	1	Yes	Yes	Yes	Yes	Yes
hs_name	character varying	30	Yes	Yes	Yes	Yes	Yes
hs_not_attended	boolean		Yes	Yes	Yes	Yes	Yes
hs_not_listed	boolean		Yes	Yes	Yes	Yes	Yes
hs_state	character	2	Yes	Yes	Yes	Yes	Yes
integrity_fg_01	boolean		Yes	Yes	Yes	Yes	No
integrity_fg_02	boolean		Yes	Yes	Yes	Yes	No
integrity_fg_03	boolean		Yes	Yes	Yes	Yes	No
integrity_fg_04	boolean		Yes	Yes	Yes	Yes	No
integrity_fg_11	boolean		Yes	Yes	Yes	Yes	No
integrity_fg_30	Boolean		Yes	Yes	Yes	Yes	No
Integrity_fg_40	boolean		Yes	Yes	Yes	Yes	No
Integrity_fg_41	boolean		No	No	No	No	No
integrity_fg_47	boolean		Yes	Yes	Yes	Yes	No
integrity_fg_48	boolean		Yes	Yes	Yes	Yes	No
integrity_fg_49	boolean		Yes	Yes	Yes	Yes	No
integrity_fg_50	boolean		Yes	Yes	Yes	Yes	No
integrity_fg_51	boolean		Yes	Yes	Yes	Yes	No
integrity_fg_52	boolean		Yes	Yes	Yes	Yes	No
integrity_fg_53	boolean		Yes	Yes	Yes	Yes	No
integrity_fg_54	boolean		Yes	Yes	Yes	Yes	No
integrity_fg_55	boolean		Yes	Yes	Yes	Yes	No
integrity_fg_56	boolean		Yes	Yes	Yes	Yes	No
integrity_fg_57	boolean		Yes	Yes	Yes	Yes	No
integrity_fg_58	boolean		Yes	Yes	Yes	Yes	No
integrity_fg_59	boolean		Yes	Yes	Yes	Yes	No
integrity_fg_60	boolean		Yes	Yes	Yes	Yes	No
integrity_fg_61	boolean		Yes	Yes	Yes	Yes	No
integrity_fg_62	boolean		Yes	Yes	Yes	Yes	No
integrity_fg_63	boolean		Yes	Yes	Yes	Yes	No
integrity_fg_64	boolean		Yes	Yes	No	No	No

integrity_fg_65	boolean		Yes	Yes	Yes	Yes	No
integrity_fg_70	boolean		Yes	Yes	Yes	Yes	No
integrity_fg_71	boolean		Yes	Yes	No	Yes	No
integrity_fg_80	boolean		Yes	Yes	Yes	Yes	No
Integrity_fg_81	boolean		Yes	Yes	Yes	Yes	Yes
integrity_flags	character varying	255	Yes	Yes	No	No	Yes
intended_major	character varying	30	Yes	Yes	No	Yes	Yes
lastname	character varying	50	Yes	Yes	Yes	Yes	Yes
ip_address	character varying	15	Yes	Yes	Yes	No	Yes
last_page	character varying	25	Yes	Yes	No	No	Yes
mainphone_auth_text <i>(No longer used)</i>	boolean		Yes	Yes	Yes	Yes	Yes
mainphone_ext <i>(No longer used)</i>	character varying	4	Yes	Yes	Yes	Yes	Yes
mainphone	character varying	14	Yes	Yes	Yes	Yes	Yes
mainphoneintl <i>(No longer used)</i>	character varying	25	Yes	Yes	No	No	Yes
mainPhoneVerified	Boolean		No	No	No	No	Yes
mainPhoneVerifiedTimestamp	varchar date timestamp	255	No	No	No	No	Yes
major_category	character varying	100	Yes	Yes	No	No	No
major_code	character varying	30	Yes	Yes	Yes	Yes	Yes
major_description	character varying	100	Yes	Yes	Yes	Yes	Yes
major_id	bigint		Yes	Yes	No	No	Yes
middlename	character varying	50	Yes	Yes	Yes	Yes	Yes
military_ca_stationed	boolean		Yes	Yes	Yes	Yes	No
military_discharge_date	date		Yes	Yes	Yes	Yes	No
military_home_country	character	2	Yes	Yes	Yes	Yes	No
military_home_state	character	2	Yes	Yes	Yes	Yes	No
military_legal_residence	character	2	Yes	Yes	Yes	Yes	No
military_stationed_ca_ed	boolean		Yes	Yes	Yes	Yes	No
military_stationed_ca_ed_end (not used)	date		Yes	Yes	Yes	Yes	No
military_stationed_ca_ed_start (not used)	date		Yes	Yes	Yes	Yes	No
military_status	character	1	Yes	Yes	Yes	Yes	No
no_documents	boolean		Yes	Yes	Yes	Yes	Yes
no_mailing_address_homeless	boolean		Yes	Yes	Yes	Yes	Yes

no_perm_address_homeless	boolean		Yes	Yes	Yes	Yes	Yes
non_credit	boolean		Yes	Yes	Yes	Yes	Yes
non_us_address	boolean		Yes	Yes	Yes	Yes	Yes
nonusaprovince	character varying	30	Yes	Yes	Yes	Yes	Yes
online_classes	boolean		Yes	Yes	Yes	Yes	Yes
orientation (RESTRICTED)	byte	1	No	Yes	No	No	No
otherfirstname	character varying	50	Yes	Yes	Yes	Yes	Yes
otherlastname	character varying	50	Yes	Yes	Yes	Yes	Yes
othermiddlename	character varying	50	Yes	Yes	Yes	Yes	Yes
perm_address_validation	character	1	Yes	Yes	No	No	Yes
perm_city	character varying	50	Yes	Yes	Yes	Yes	Yes
perm_country	character	2	Yes	Yes	Yes	Yes	Yes
perm_nonusaprovince	character varying	30	Yes	Yes	Yes	Yes	Yes
perm_postalcode	character varying	20	Yes	Yes	Yes	Yes	Yes
perm_state	character	2	Yes	Yes	Yes	Yes	Yes
perm_streetaddress1	character varying	50	Yes	Yes	Yes	Yes	Yes
perm_streetaddress2	character varying	50	Yes	Yes	Yes	Yes	Yes
perm_zip4	character	4	Yes	Yes	No	Yes	Yes
pg_edu_mis	character	2	Yes	Yes	Yes	Yes	Yes
pg_firstname	character varying	20	Yes	Yes	Yes	Yes	Yes
pg_lastname	character varying	25	Yes	Yes	Yes	Yes	Yes
pg_rel	character	1	Yes	Yes	Yes	Yes	Yes
pg1_edu	character	1	Yes	Yes	Yes	Yes	Yes
pg2_edu	character	1	Yes	Yes	Yes	Yes	Yes
phoneType	varchar	255	No	No	No	No	Yes
postalcode	character varying	20	Yes	Yes	Yes	Yes	Yes
preferred_firstname	Text string	255	Yes	Yes	No	Yes	Yes
preferred_lastname (No longer used)	character varying	50	Yes	Yes	No	Yes	Yes
preferred_middlename (No longer used)	character varying	50	Yes	Yes	No	Yes	Yes
preferred_name (No longer used)	boolean	1	Yes	Yes	No	Yes	Yes
preferredMethodOfContact	VarChar	255	No	No	No	No	Yes
race_ethnic	text		Yes	Yes	Yes	Yes	Yes
race_ethnic_full	text	805	Yes	Yes	No	No	Yes

race_group	text		Yes	Yes	Yes	Yes	Yes
rdd	date		Yes	Yes	No	Yes	Yes
recommend	integer	1	Yes	Yes	Yes	Yes	Yes
reentry_program	boolean		Yes	Yes	Yes	Yes	Yes
res_area_a	smallint		Yes	Yes	Yes	Yes	Yes
res_area_b	smallint		Yes	Yes	Yes	Yes	Yes
res_area_c	smallint		Yes	Yes	Yes	Yes	Yes
res_area_d	smallint		Yes	Yes	Yes	Yes	Yes
res_prev_date	date		Yes	Yes	Yes	Yes	No
res_status	character	1	Yes	Yes	Yes	Yes	Yes
res_status_change	boolean		Yes	Yes	Yes	Yes	No
scholarship_info	boolean		Yes	Yes	Yes	Yes	Yes
secondphone_auth_text <i>(No longer used)</i>	boolean		Yes	Yes	Yes	Yes	Yes
secondphone_ext <i>(No longer used)</i>	character varying	4	Yes	Yes	Yes	Yes	Yes
secondphone <i>(No longer used)</i>	character varying	14	Yes	Yes	Yes	Yes	Yes
secondphoneintl <i>(No longer used)</i>	character varying	25	Yes	Yes	No	No	Yes
signature	text		Yes	No	No	No	Yes
ssn_display	character varying	11	Yes	Yes	Yes	Yes	Yes
ssn_exception	boolean		Yes	Yes	Yes	Yes	Yes
ssn_no	character		Yes	Yes	Yes	Yes	Yes
ssn_type	character	1	Yes	Yes	Yes	Yes	Yes
ssn	text	11	Yes	Yes	No	No	Yes
state	character	2	Yes	Yes	Yes	Yes	Yes
status	character	1	Yes	Yes	Yes	Yes	Yes
streetaddress1	character varying	50	Yes	Yes	Yes	Yes	Yes
streetaddress2	character varying	50	Yes	Yes	Yes	Yes	Yes
student_government	boolean		Yes	Yes	Yes	Yes	Yes
suffix	character varying	3	Yes	Yes	Yes	Yes	Yes
sup_page_code <i>(No longer used)</i>	character varying	30	No	Yes	Yes	Yes_id	No
supp_check_01 (thru 50)	boolean		Yes	Yes	Yes	Yes	Yes
supp_country_01 (thru 05)	string	2	Yes	Yes	Yes	Yes	Yes
supp_date_01 (thru 05)	date		Yes	Yes	Yes	Yes	Yes
supp_menu_01 (thru 30)	string	60	Yes	Yes	Yes	Yes	Yes

supp_phonenumber_01 (05)	string	25	Yes	Yes	Yes	Yes	Yes
supp_state_01 (thru 05)	string	2	Yes	Yes	Yes	Yes	Yes
supp_text_01 (thru 20)	string	250	Yes	Yes	Yes	Yes	Yes
supp_yesno_01 (thru 30)	boolean		Yes	Yes	Yes	Yes	Yes
supp_secret_01 (thru 05)	string		Yes	Yes	Yes	Yes	Yes
tanf_ssi_ga	boolean		Yes	Yes	Yes	Yes	Yes
term_code	character varying	15	Yes	Yes	Yes	Yes	Yes
term_description	character varying	100	Yes	Yes	Yes	Yes	Yes
term_id	bigint		Yes	Yes	Yes	Yes	Yes
term_end	bigint		Yes	Yes	Yes	Yes	Yes
term_start	bigint		Yes	Yes	Yes	Yes	Yes
testing_assessment	boolean		Yes	Yes	Yes	Yes	Yes
transfer_info	boolean		Yes	Yes	Yes	Yes	Yes
transgender (RESTRICTED)	Byte	1	No	Yes	No	No	No
transgender_submission (RESTRICTED)	byte	1	No	Yes	No	No	No
transgender_encrypted (RESTRICTED)	text		No	Yes	No	No	No
tstmp_create	timestamp with time zone		Yes	Yes	Yes	Yes	Yes
tstmp_download	timestamp with time zone		Yes	Yes	Yes	Yes	Yes
tstmp_submit	timestamp with time zone		Yes	Yes	Yes	Yes	Yes
tstmp_update	timestamp with time zone		Yes	Yes	Yes	Yes	Yes
tutoring_services	boolean		Yes	Yes	Yes	Yes	Yes
under19_ind	boolean		Yes	Yes	Yes	Yes	Yes
updated_timestamp	varchar date timestamp	255	No	No	No	No	Yes
verificationCode	Text string	255	No	No	No	No	Yes
veterans_services	boolean		Yes	Yes	Yes	Yes	Yes
visa_type	alphanumeric	2	Yes	Yes	Yes	Yes	Yes
zip4	character	4	Yes	Yes	Yes	Yes	Yes