



California  
Community  
Colleges

CCCApply

# California College Promise Grant ONLINE APPLICATION 2019-2020

## Contents

Application Design.....	5
General Overview.....	6
Database Tables .....	7
Application Table .....	7
BOGFW Year Table.....	7
The Academic Year Defined .....	7
Method B Table .....	8
Auto-Population & System-Generated Data.....	8
Defining Promise Grant (BOGFW) Years.....	9
Variables .....	9
Promise Grant Application Flow .....	11
College-branded Promise Grant Application .....	11
Getting to the California College Promise Grant Application .....	11
OpenCCC Introduction Page .....	11
My CC Promise Grant Applications Page.....	12
Application Pages .....	12
Application Page Dependencies .....	12
Introduction Page.....	13
Application Year .....	13
CCCApply.org Website.....	14
Support & Online Help.....	14
Help.....	14
Privacy Policy and Terms of Use .....	14
Accessibility Page.....	15
Data Element Definitions .....	16
AppID .....	16
Language Flag.....	16
Campaign1, Campaign2, Campaign3 .....	17
California Community College ID .....	19
Confirmation Number .....	19
Download Status .....	20

College Name .....	21
College ID.....	21
Term Code .....	21
IP Address.....	22
Year Code .....	22
Year Description .....	23
Legal Name: First .....	24
Legal Name: Middle .....	25
Legal Name: Last.....	26
Preferred First Name.....	26
Preferred Middle Name .....	28
Preferred Last Name .....	29
Main Phone Number .....	30
Main Phone: Extension.....	30
Main Phone: Text Permission.....	31
Email Address.....	32
Permanent Address: City .....	34
Permanent Address: State .....	35
Permanent Address: Non-U.S. State/Province .....	36
Permanent Address: ZIP Code or Postal Code .....	38
No Permanent Address - Homeless .....	39
Non US Address .....	40
Social Security Number/Taxpayer Identification Number .....	41
Social Security Number Type.....	42
Social Security Number – Last 4 digits .....	43
Social Security Number: None .....	44
Social Security Number: Other Exception.....	45
Registered Domestic Partnership.....	51
Born Before <23 Year Date>.....	52
Currently Married or in RDP .....	53
Veteran of US Armed Forces.....	54
Dependents Living with You .....	55
Orphan, Foster Care, or Ward of Court .....	55
Emancipated Minor.....	56

In Legal Guardianship .....	57
Homeless Youth per School .....	58
Homeless Youth per HUD-Funded Program .....	59
Homeless Youth per Center or Program Director .....	60
Declared Dependent on Parent(s)' Taxes .....	61
Living with Parent(s) .....	62
BOG Dependency Status .....	64
Veteran Eligibility.....	64
National Guard Eligibility .....	65
Medal of Honor Eligibility .....	66
Victim of 9/11 Eligibility.....	67
Dependent of Police/Firefighter Killed.....	68
Receiving TANF/CalWorks .....	69
Receiving SSI/SSP.....	70
Receiving General Assistance .....	71
Parents Receiving Assistance .....	72
Persons in Household – Dependent .....	72
Persons in Household – Independent.....	73
Adjusted Gross Income – Dependent .....	74
Adjusted Gross Income – Independent.....	75
Other Income – Dependent.....	76
Other Income – Independent.....	77
Total Income – Dependent.....	78
Total Income – Independent .....	79
Method A Eligibility Flag.....	79
Method B Eligibility Flag .....	80
Method D Eligibility Flag.....	81
BOG Eligibility Flag.....	82
Confirmation – Parent/Guardian.....	83
Parent/Guardian Name.....	84
Financial Aid Acknowledgement .....	85
Confirmation – Applicant .....	86
Pre-Determination of California Residency .....	88
Pre-Determination of AB540 Eligibility.....	89

Non-Resident Tuition Exemption Due to Immigration Status .....	90
Pre-Determined Homeless by Financial Aid Office .....	91
Submission Timestamp.....	91
Creation Timestamp.....	92
Update Timestamp .....	92
Download Timestamp.....	93
Last Page.....	93
Cryptokeyid .....	93
Appendix A: BOGFW Flag Algorithms .....	95
Dependency Status .....	95
Included/Excluded Questions .....	95
Eligibility Flag.....	96
Method A Flag and Algorithm.....	96
Method B Flag, Algorithm, and Income Table.....	97
Method D Flag and Algorithm.....	99
Computing the Final BOG Eligibility Flag .....	99
Appendix B: Account Data in the CC Promise Grant Application.....	102
Appendix B: Account Data in the CC Promise Grant Application .....	102
Appendix C: CC Promise Grant Application Downloadable Fields.....	104

## General Overview

---

The **California College Promise Grant Application** has a unique requirement in that two versions (years) of the application can be available during the same period of time. When a new version of the application becomes available for use, typically, the application from the prior year is still available for a period of time. The primary reason for this is because colleges have different periods for their academic year. Some academic years are fall through summer and others are summer through spring. A BOGFW year corresponds to the college's academic year.

'Fall to Summer' indicates Summer as a trailing term in awarding financial aid; the award year corresponds to Fall (Winter)-Spring-Summer.

'Summer to Spring' indicates Summer as a leading term in awarding financial aid; the award year corresponds to Summer-Fall-(Winter)-Spring.

Changes from year to year can include any combination of changes such as new or deleted questions, changes to business rules, new page(s), or changes to navigation rules. The differences from one Promise Grant year to the next are all related to the one field in the database, `year_code` (i.e. – the bogfw year).

## Database Tables

---

### Application Table

There is just one table for both in-progress applications and submitted applications: `bogfw_application`

**Note:** See the Download Client User Guide for details on downloading CC Promise Grant application data and [Appendix C: CC Promise Grant Fee Waiver Application Downloadable Fields](#) for a list of downloadable fields.

NOTE: The student-facing application was re-branded to reflect the new California College Promise Grant Application name changes in January 2018. Internally, however, database fields and control table names have not been changed and **may still reflect the original “BOG” or “BOGFW” data field names.**

### BOGFW Year Table

The `bogfw_year` table is a system-wide control table used internally by the application. It contains a row for each `bogfw` year with an indicator of which year(s) is active. The table contains the following fields and is updated annually:

`year_code` (sequential number incremented for each new bog year. Used to populate same field in the application table.)

`year_start` (The "from year" of the BOG year)

`year_description_1` (Fall yyyy through Summer yyyy)

`year_description_2` (Summer yyyy through Spring yyyy)

`method_b_largest_household_size`

`method_b_income_increment`

`method_b_income_baseline`

`begin_date` (first date this application can be used)

`end_date` (last date this application can be used. Null means no end date).

`term_code` (5 characters. Always contains the highest year of the description).

Example: if `year_description_1` is Fall 2016 through Summer 2017, the bog `term_code` is "2017").

### The Academic Year Defined

The CCCApply standard application's internal college table contains an `academic_year` field that is associated with the Promise Grant (BOGFW) application year. This field contains a value of 1 or 2 which indicates the following:

1 = Fall through Summer

2 = Summer through Spring

**Note:** The academic\_year code is selected and set by colleges in the Administrator application's College tab for the CCCApply application. Each college must ensure that this field is set to align with their financial aid award year. For more information, see the CCCApply Administrator User Guide.

## Method B Table

An internal system lookup table is used for Method B income eligibility. This is described in the section **Method B Flag, Algorithm, and Income Table**.

## Auto-Population & System-Generated Data

The following fields of the CC Promise Grant Application (BOGFW) auto-populate from the applicant's OpenCCC account:

- CCCID
- Last Name, First Name, Middle Initial
- SSN
- SSN Last 4 digits
- SSN Type
- Email Address
- Date of Birth
- Mainphone, extension and authorization for text
- Street address 1 and 2
- City
- State
- Postalcode

The following fields are system-generated and added to the application:

The app\_id is automatically generated when the row is first inserted into the table.

The college\_id is set from the College table based on the college the BOGFW is being submitted to.



The Current Mailing address fields can be populated from the student's OpenCCC Account's permanent address fields in the same way as CCCApply (i.e. – by clicking the checkbox that indicates the addresses are the same).

**Address verification** for mailing addresses will be the same as in the CCCApply Standard application.

## Defining Promise Grant (BOGFW) Years

When a new Promise Grant (BOGFW) year is approved and ready to be used, a new entry is made in application's internal bogfw\_year database table. Once the begin\_date occurs the system will automatically make the year available on the Application Year page.

The example below uses the 2014-2015 BOGFW application to illustrate the Promise Grant (BOGFW) Academic Year options:

### Fall to Summer

Display the 2014-2015 BOG application through June 30, 2015.

July 1, 2014 - June 30, 2015 - display the 2014-2015 application

July 1, 2015 - June 30, 2016 - display the 2015-2016 application.

The Promise Grant (BOGFW) Academic Year indicator (Fall to Summer) tells the system to display the previous year's application (in this case, 2014-2015) through to June 30 of the new year (in this case, 2015) and then retire that application. On July 1, 2015 start displaying the new year's application (2015-2016) through to June 30, 2016. Repeat each year.

### Summer to Spring

Display the 2014-2015 BOG application through December 31, 2014.

January 1, 2015 - December 31, 2015 - display the 2015-2016 application.

January 1, 2016 - December 31, 2016 - display the 2016-2017 application.

**Note:** The internal application's Method B table will have new entries added for the new year with newly defined eligibility determination figures.

## Variables

The following variables are used in this specification and referenced in the screen mockups.

Variable Name	Description
---------------	-------------

bogyear_minus_1year	Subtract one year from the year_start for the year selected (see BOGFW year table).
23_year_date	Calculate 23_year_date to be January 1 of the year_start covered by application, minus 23 years. (e.g. – year_start = 2011 minus 23 years equals January 1, 1988).
tax_year (same as bogyear_minus_1year)	Subtract one year from the year_start based on the year selected.
begin_date	Year date_start based on the year selected. (2018-01-01)
end_date	Year date_end based on the year selected. (2019-06-30)
year_begin	July 1 of the Promise Grant (BOG) "from" year (e.g. – July 1, 2018)
year_end	June 30 of the Promise Grant (BOG) "to" year (e.g. – June 30, 2019)
subject_name	For dependents, subject_name is "Parent(s)/RDP ". For independents, subject name is "Student and Spouse's/RDP "

## Promise Grant Application Flow

### College-branded CC Promise Grant Application

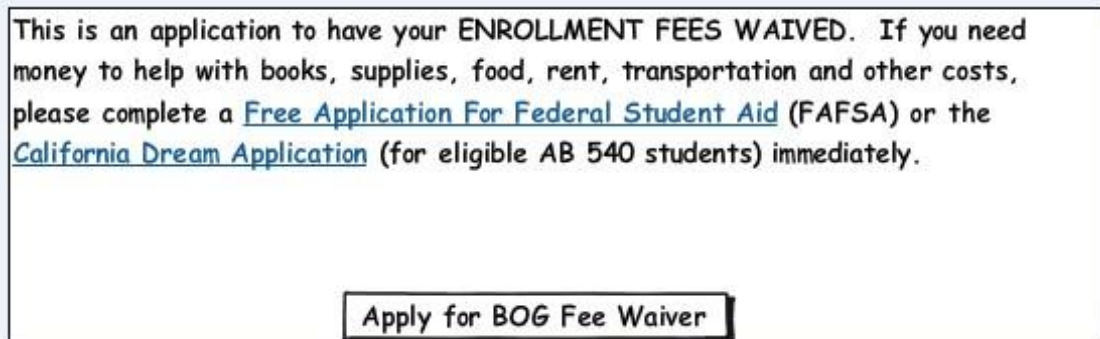
Each California Community College that adopts the online CC Promise Grant Application (CCPG) is provided a unique URL containing the college MIS code at the end. This is what distinguishes the college\_id in the submitted application database, as well as the Downloads server. The college-specific application is also branded with an image provided by the college (usually the college logo) which is placed in the header of the CCPG application portal.

Other than these two distinguishing characteristics, there is no other custom messaging in the CCPG for the college, including an introduction page (which was a feature of the legacy Xap BOG application); therefore, all college-specific messaging about the online Promise Grant application is under the control of the college and must be added to the college website.

The college must add an introduction section on their website.

The student can access their college's CC Promise Grant Application by visiting their college web site and visiting the financial aid office, or visit: [www.cccapply.org/money](http://www.cccapply.org/money)

This is a sample college Introduction page:



### Getting to the California College Promise Grant Application

Students will access your online CC Promise Grant Application **directly through your college website**. The applicant may also access this application from the “Money” page on <http://home.cccapply.org/>.

### OpenCCC Introduction Page

The OpenCCC Introduction page has minor modifications to the text as indicated in the mock-up below.

The system will keep track of the fact that this is a CC Promise Grant application and not an application to college. This is true for the “My Applications” page as well (see below).

This bordered message box will continue to appear on this page as well.

**Note:** OpenCCC is a new systemwide account. Accounts from our previous application system are not available. Please create an account if you have not already done so.

## My CC Promise Grant Applications Page

The My CC Promise Grant Applications page works similarly to My Applications for the CCCApply Standard application. From My CC Promise Grant Applications, the user can start a new application, resume an existing application that has not expired or review and print a submitted application.

## Application Pages

Application pages have the following dependencies. Tabs should be grayed out until the page is available based on the table below.

**Note: All pages following the Application Year are NOT available until the user completes this page.**

Once the year is selected and the Application Year page is complete the year field becomes disabled (i.e. – you cannot change the year once it is selected and saved.) It should also be noted that the majority of the time only one year will appear in the dropdown box.

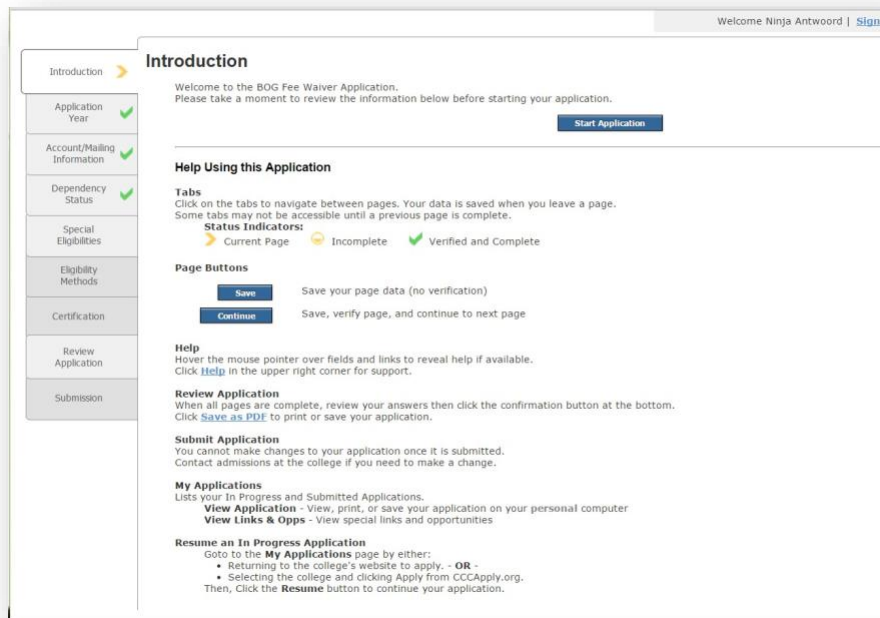
## Application Page Dependencies

Page	Depends on this condition
Introduction	No dependency
Application Year	User clicks Start Application on Introduction Page.
Account/Mailing	No additional dependency
Dependency Status	No additional dependency
Special Eligibilities	Dependency Status must be complete
Eligibility Methods	Special Eligibilities must be complete
Certification	All relevant pages must be complete
Review Application	All previous pages must be complete for the confirmation button to appear on the screen.
Submission	Review Application must be complete

The BOG dependency status is calculated when the Dependency Status page is completed. The new eligibility flag D is determined when the Application Year page is complete, and the temporary eligibility A is determined when the Special Eligibilities page is complete.

## Introduction Page

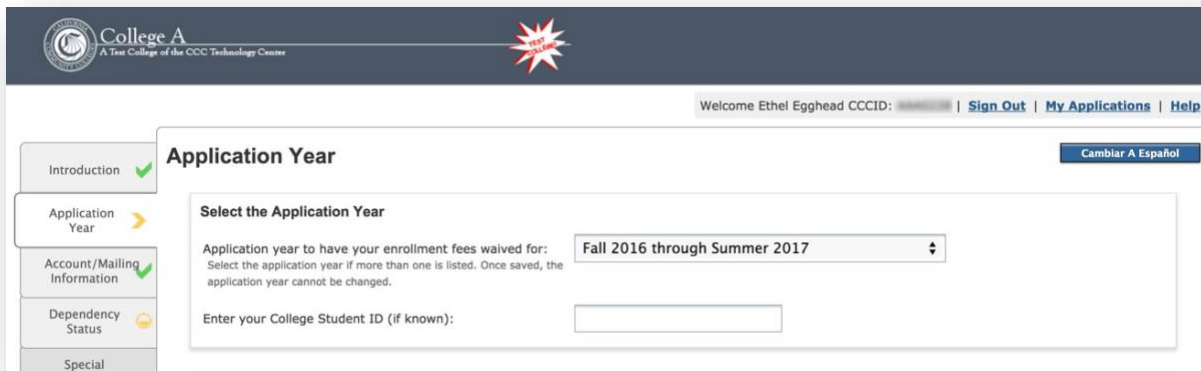
The first page of the application is the Introduction Page for the CC Promise Grant application.



## Application Year

The first entry page is the Application year. The following internal technical steps are required to present this page to the applicant.

- Query the bogfw\_year table using current date to determine the number of bogfw years that are active (available to applicants). The college table must also be queried to retrieve the academic\_year setting. The value displayed in the dropdown from the bogfw year table will be either year\_description\_1 or year\_description\_2 based on the academic\_year setting in the college table.
- If the count is one, pre-select the Bog Fee Waiver year to the one that is active and disable the dropdown.
- If the count is two, allow the applicant to select the year.



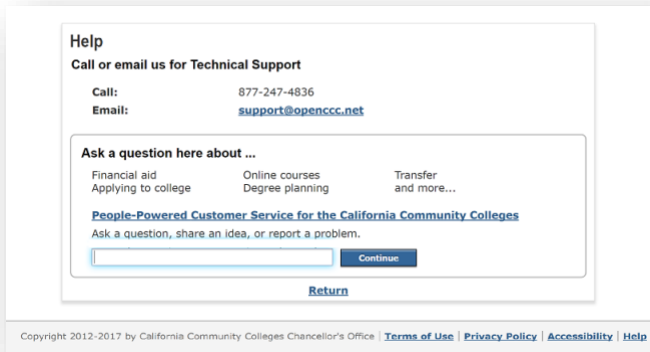
## CCCApply.org Website

The cccapply.org website has been updated to send applicants to the CC Promise Grant application for those colleges who are live on the Application. When a college goes live with the new Promise Grant Application, this list is updated.

## Support & Online Help

### Help

Clicking on the “Help” hyperlink in the footer of the CC Promise Grant application goes to the same Help/Support system used for CCCApply; the CCC Helpdesk (Zendesk) and Get Satisfaction (www.ccchelp.info).



## Privacy Policy and Terms of Use

Links to the CCCApply *Privacy Policy*, and the current *Terms of Use* requirements can be found in the footer of every page of the online CC Promise Grant Application.

## Accessibility Page

The *Accessibility* page link appears in the footer of the CC Promise Grant Application. CCCApply is committed to making its online applications, including the Promise Grant, accessible to individuals of all abilities. The Promise Grant is developed to be in compliance with California Government Code 11135, which requires such technologies to meet the accessibility requirements of Section 508 of the federal Rehabilitation of 1973, as amended (29 U.S.C. Sec. 794d). Our goal is to make the CCCApply application accessible to everyone, including individuals with disabilities.

## Data Element Definitions

---

### AppID

<i>Data Name:</i>	app_id
<i>Description:</i>	Unique identifier for the CC Promise Grant (BOGFW) application.
<i>Last Revision:</i>	July 9, 2012
<i>MIS Correlation:</i>	None
<i>Data Type/Format:</i>	Bigint
<i>Length:</i>	
<i>Characteristics:</i>	Not downloadable; this is an internal field. See confirmation_number for the downloadable field.
<i>Input Rules:</i>	None
<i>Usage:</i>	
<i>Notes/Constraints:</i>	Automatically incremented by the database on insert.
<i>Online Display:</i>	
<i>Online Help:</i>	None
<i>Values - Labels:</i>	

### Language Flag

<i>Data Element:</i>	application: app_lang
<i>Description:</i>	The state of the language toggle when the application is submitted.
<i>Format, Length:</i>	bpchar, 2
<i>Values:</i>	es –Spanish en –English
<i>Allows Null:</i>	No
<i>Default:</i>	None
<i>Usage:</i>	



<i>Notes:</i>	This flag is included primarily for possible future use.
<i>Xap Field:</i>	spanishApplication

### Campaign1, Campaign2, Campaign3

<i>Data Name:</i>	campaign1, campaign2, campaign3
<i>Description:</i>	The campaign name that the college designated in the URL link to the CC Promise Grant application to indicate the source of the student's application. Up to three campaigns may be stored in the database.
<i>Values:</i>	Text string; supported characters: a-z, A-Z, 0-9, -, _, ., ~ and %
<i>Allows Null:</i>	No
<i>Default:</i>	None
<i>Last Revision:</i>	March 2015
<i>MIS Correlation:</i>	None
<i>Data Type/Format:</i>	Varchar
<i>Length:</i>	255
<i>Characteristics:</i>	Downloadable
<i>Input Rules:</i>	None
<i>Usage:</i>	Provides a name that colleges can download and report on as a measure of a campaign's success
<i>Notes/Constraints:</i>	Automatically incremented by the database on insert.
<i>Online Display:</i>	
<i>Online Help:</i>	None

	<p><a href="https://www.openccapply.net/bog-welcome?">https://www.openccapply.net/bog-welcome?</a>                  The value from the "&amp;user1" is stored in the campaign1 column for submitted applications (i.e. for the example above, the campaign1 column value in the database = collegeIntroPage, the "&amp;user2" value is stored in the campaign2 column, which will have the value advertOnGoogle), and so on.</p>
<p><i>Values - Labels:</i> <i>Notes:</i></p>	<p>In order to implement the campaign feature, when you create your URL for students to link to the CC Promise Grant application you must add the extra parameter of &amp;user1=x (where x = the name of your campaign) on to the end of the URL link. You can do this for up to three parameters, using &amp;user1=x&amp;user2=y and &amp;user3=z (where x, y and z = the names of other unique campaigns). For example, the format for implementing a URL for three campaigns would look like this:  <a href="https://www.openccapply.net/bog-welcome?cccMisCode=231&amp;user1=x&amp;user2=y&amp;user3=z">https://www.openccapply.net/bog-welcome? cccMisCode=231&amp;user1=x&amp;user2=y&amp;user3=z</a>                  An example of the practical implementation of this format is:  <a href="https://www.openccapply.net/bog-welcome?cccMisCode=231&amp;user1=collegeIntroPage&amp;user2=advertOnGoogle&amp;user3=advertOnGoodM">cccMisCode=231&amp;user1=collegeIntroPage&amp;user2=advertOnGoogle&amp; user3=advertOnGoodM</a></p>

## California Community College ID

<i>Data Element:</i>	ccc_id
<i>Description:</i>	<p>The unique identifier for a single user's account. This identifier is assigned during account creation in OpenCCC. This field is passed as part of a submitted application to each college and is stored in the college Student Information System (SIS). This field can be used for student authentication when a student signs in at a college. It can be passed as an attribute to student statewide services so the service can verify the student has an OpenCCC account and perform automatic sign in. This field will also be passed as an MIS field.</p> <p>The user's unique CCCID for Federated Identity.</p>
<i>Format, Length:</i>	Character varying(8)
<i>Values:</i>	<p>The format of the ccc_id is:</p> <p>Positions 1 - 3: AAA thru ZZZ (Sequentially assigned beginning with AAA)</p> <p>Positions 4 – 7: 0001 thru 9999 (Sequentially assigned beginning with 0001 for each value in positions 1-3)</p> <p>Position 8: For future expansion if all values become exhausted.</p> <p><b>Note:</b> In positions 1-3, "I" and "O" are not used to avoid confusion with "0" and "1".</p>
<i>Allows Null:</i>	No. This is a system assigned field and is not entered by the user.
<i>Default:</i>	System assigned.
<i>Usage:</i>	<p>Used to uniquely identify an OpenCCC user account. This account can be used to apply to any participating college in the new CCCApply. It is also used for any additional student statewide services which use the ccc_id for authentication.</p> <p>Stored for use in Federated ID.</p> <p>Other possible uses TBD.</p>
<i>Notes/Constraints:</i>	<p>System-generated unique identifier.</p> <p>System will support expansion of CCCID to 8 characters (XXXXNNNN).</p> <p>Populates the CCCApply Standard and International applications and the Promise Grant (BOG) applications from the applicant's OpenCCC Account.</p>
<i>Prompt Text:</i>	<p>None</p> <p>After account creation, the CCCID displays next to the logged-in user's name for the OpenCCC Account, CCCApply Standard application, CCCApply International application, and Promise Grant (BOG) application.</p>
<i>Xap Field:</i>	N/A

## Confirmation Number

<i>Data Name:</i>	confirmation_number
-------------------	---------------------

<i>Description:</i>	The application confirmation number.
<i>Last Revision:</i>	
<i>MIS Correlation:</i>	
<i>Data Type/Format:</i>	Character
<i>Length:</i>	25
<i>Characteristics:</i>	Downloadable
<i>Input Rules:</i>	None
<i>Usage:</i>	
<i>Notes/Constraints:</i>	
<i>Online Display:</i>	
<i>Online Help:</i>	
<i>Values - Labels:</i>	

## Download Status

<i>Data Name:</i>	Status
<i>Description:</i>	The download status of the application.
<i>Last Revision:</i>	July 9, 2012
<i>MIS Correlation:</i>	None
<i>Data Type/Format:</i>	Character(1)
<i>Length:</i>	
<i>Characteristics:</i>	Downloadable
<i>Input Rules:</i>	None
<i>Usage:</i>	
<i>Notes/Constraints:</i>	
<i>Online Display:</i>	
<i>Online Help:</i>	None

<i>Values - Labels:</i>	Blank – In progress I = Initially written to submitted table D= Downloaded by college
-------------------------	---

## College Name

Data Element:	college_name
Description:	Name of college student is applying to.
Format, Length:	varchar, 50
Values:	Text string
Allows Null:	No
Default:	None
Usage:	Displayed in many places in the online application process.
Notes:	College table. Required and customizable.
Xap Field:	
Revision Log:	~~

## College ID

<i>Data Name:</i>	college_id
<i>Description:</i>	College MIS code for the college associated with the application.
<i>Last Revision:</i>	July 9, 2012
<i>MIS Correlation:</i>	None
<i>Data Type/Format:</i>	Character(3)
<i>Length:</i>	
<i>Characteristics:</i>	Downloadable
<i>Input Rules:</i>	None
<i>Usage:</i>	
<i>Notes/Constraints:</i>	Set based on the college selected.

<i>Online Display:</i>	
<i>Online Help:</i>	None
<i>Values - Labels:</i>	

## IP Address

<i>Data Name:</i>	ip_address
<i>Description:</i>	Applicant's IP address.
<i>MIS Correlation:</i>	None
<i>Data Type/Format:</i>	varchar
<i>Length:</i>	15
<i>Characteristics:</i>	Downloadable Auto-populates upon application submission
<i>Input Rules:</i>	
<i>Usage:</i>	
<i>Notes/Constraints:</i>	None
<i>Online Display:</i>	None
<i>Online Help:</i>	None
<i>Values - Labels:</i>	Blank/null [internal default]

## Year Code

<i>Data Name:</i>	year_code
<i>Description:</i>	This is set based on the bogfw_year table based on whichever Promise Grant year is selected.
<i>Last Revision:</i>	August 14, 2012
<i>MIS Correlation:</i>	None
<i>Data Type/Format:</i>	Character varying(15)
<i>Length:</i>	

<i>Characteristics:</i>	Hidden System-generated NOT a downloadable field; used internally only. Instead, download term_code.
<i>Input Rules:</i>	N/A
<i>Usage:</i>	Identifies the CC Promise Grant year selected.
<i>Notes/Constraints:</i>	
<i>Online Display:</i>	N/A
<i>Online Help:</i>	None
<i>Values - Labels:</i>	

## Year Description

<i>Data Name:</i>	year_description
<i>Description:</i>	This is the description of the year from the bogfw_year table in conjunction with the academic_year field in the college table.
<i>Last Revision:</i>	August 14, 2012
<i>MIS Correlation:</i>	None
<i>Data Type/Format:</i>	Character varying(15)
<i>Length:</i>	
<i>Characteristics:</i>	Hidden System-generated Downloadable
<i>Input Rules:</i>	N/A
<i>Usage:</i>	The description of the year selected.
<i>Notes/Constraints:</i>	

<i>Online Display:</i>	N/A
<i>Online Help:</i>	None
<i>Values - Labels:</i>	

## Legal Name: First

<i>Data Name:</i>	firstname
<i>Description:</i>	Applicant's legal first name.
<i>Last Revision:</i>	11/16/15
<i>Data Type/Format, Length:</i>	char, 50 (Extended character set, allowing hyphens, letters with diacritical marks or accents, etc.)
<i>Null Allowed:</i>	Yes
<i>Error Checking:</i>	Required unless "I have no legal first name" check box is selected; else error message, "You must enter your legal first name." May not be changed at same time as date of birth (i.e., during the same 'Save'); else error message, "We found some problems with the information you submitted: You cannot change both your name and your date of birth. If you are sharing someone else's account to make this application, please create your own account. If you are using your own account and need to change both your name and your birthdate, please contact OpenCCC Support."
<i>Storage/Usage:</i>	Stored in database for use in auto population. Included in Account Profile.
<i>Notes/Constraints:</i>	Length changed to match new CCCCSO MIS field.
<i>Prompt Text:</i>	Legal First Name [text box]
<i>Additional Text:</i>	I have no legal first name [check box] When this check box is selected the Legal First Name field becomes disabled.
<i>Hover Help:</i>	Enter your full legal first name, as it appears on official documents such as your driver's license and educational records. If your legal name is a single name, enter that name as your legal last name and select the check boxes indicating that you have no legal first name and no legal middle name.



<i>Pop-Up Help:</i>	When the applicant clicks the <i>Current Full Legal Name</i> link in the CCCApply Standard, CCCApply International, and Promise Grant (BOG) applications displays the following pop-up text displays:  Use your full legal name as it appears in official documents. Do not use a nickname or informal name.
<i>MIS Correlation:</i>	DED SB31 Added for Summer 2011.
<i>Stored Values:</i>	Text string; may be null.

## Legal Name: Middle

<i>Data Name:</i>	middlename
<i>Description:</i>	Applicant's legal middle name.
<i>Last Revision:</i>	11/16/15
<i>Data Type/Format, Length:</i>	char, 50  (Extended character set, allowing hyphens, letters with diacritical marks or accents, etc.)
<i>Error Checking:</i>	Required unless "No legal middle name" is checked; else error message, "You must enter your legal middle name."
<i>Storage/Usage:</i>	Stored in database for use in auto population. Included in Account Profile.
<i>Notes/Constraints:</i>	Length changed to match new CCCCSO MIS first name field.
<i>Prompt Text:</i>	Legal Middle Name [text box]
<i>Additional Text:</i>	I have no legal middle name [check box]  When this check box is selected the Legal Middle Name field becomes disabled.
<i>Hover Help:</i>	Enter your legal middle name, or check the box to indicate that you have no legal middle name.
<i>Pop-Up Help:</i>	
<i>XAP Field:</i>	Student name - middle
<i>Stored Values:</i>	Text string; may be null

**Legal Name: Last**

<i>Data Name:</i>	lastname
<i>Description:</i>	Applicant's legal last name.
<i>Last Revision:</i>	2/15/11
<i>Data Type/Format:</i>	char, 50 (Extended character set, allowing hyphens, letters with diacritical marks or accents, etc.)
<i>Error Checking:</i>	Response required; else error message, "You must enter your legal last name." May not be changed at same time as date of birth (i.e., during the same 'Save'); else error message, "We found some problems with the information you submitted: You cannot change both your name and your date of birth. If you are sharing someone else's account to make this application, please create your own account. If you are using your own account and need to change both your name and your birthdate, please contact OpenCCC Support."
<i>Storage/Usage:</i>	Stored in database for use in auto population. Included in Account Profile.
<i>Notes/Constraints:</i>	
<i>Prompt Text:</i>	Legal Last Name [text box]
<i>Hover Help:</i>	Enter your legal last name.
<i>Pop-Up Help:</i>	When the applicant clicks the <i>Current Full Legal Name</i> link in the CCCApply Standard, CCCApply International, and Promise Grant (BOG) applications displays the following pop-up text displays:  Use your full legal name as it appears in official documents. Do not use a nickname or informal name.
<i>Values - Labels:</i>	Text string
<i>MIS Correlation:</i>	CO MIS DED SB32, added for Summer 2011. Length changed to match new CCCCSO MIS field.
<i>XAP Field:</i>	Student name - last

**Preferred First Name**

<i>Data Name:</i>	preferred_firstname
-------------------	---------------------

<i>Description:</i>	Applicant's preferred first name.
<i>Last Revision:</i>	2/19/16
<i>Data Type/Format, Length:</i>	char, 50  (Extended character set, allowing hyphens, letters with diacritical marks or accents, etc.)
<i>Allows Null?</i>	Yes
<i>Error Checking:</i>	If user:  selects Yes radio button in response to "Do you have a preferred name that is different than your legal and/or previous name?", AND does not enter any values in either any of the Preferred First Name, Preferred Middle Name, or Preferred Last Name fields, OR does enter a Preferred Middle Name and Preferred Last Name value but does not select the "I don't have a preferred first name that is different than my legal and/or previous first name. " check box),  Client-side validation displays the following error message:  "Please enter a preferred first name or check the box indicating you have no preferred first name."
<i>Storage/Usage:</i>	Stored in database for use in auto population.  Included in Account Profile.
<i>Additional Text:</i>	The additional text displays under the Yes/No radio button question: "Do you have a preferred name that is different than your legal/previous name?":  Note: Not all colleges may allow the use of preferred names for official academic purposes due to legal or technical restrictions.
<i>Notes/Constraints:</i>	Field only displays if the applicant selected the Yes radio button for the "Do you have a preferred name that is different than your legal and/or previous name?" question.  Field is disabled if the user selects the "I don't have a preferred first name that is different than my legal and/or previous first name." check box.
<i>Prompt Text:</i>	Preferred First Name [textbox]
<i>Hover Help:</i>	Enter an optional preferred first name.
<i>Pop-Up Help:</i>	
<i>Values - Labels:</i>	Text string

## Preferred Middle Name

<i>Data Name:</i>	preferred_middlename
<i>Description:</i>	Applicant's preferred middle name.
<i>Last Revision:</i>	2/19/16
<i>Data Type/Format, Length:</i>	char, 50 (Extended character set, allowing hyphens, letters with diacritical marks or accents, etc.)
<i>Allows Null?</i>	Yes
<i>Error Checking:</i>	<p>If user selects Yes radio button in response to "Do you have a preferred name that is different than your legal and/or previous name?", AND does not enter any values in either any of the Preferred First Name, Preferred Middle Name, or Preferred Last Name fields, OR does enter a Preferred First Name and Preferred Last Name value but does not select the "I don't have a preferred middle name that is different than my legal and/or previous middle name." check box),</p> <p>Client-side validation displays the following error message: "Please enter a preferred middle name or check the box indicating you have no preferred middle name."</p>
<i>Storage/Usage:</i>	<p>Stored in database for use in auto population.</p> <p>Included in Account Profile.</p>
<i>Notes/Constraints:</i>	<p>Field only displays if the applicant selected the Yes radio button for the "Do you have a preferred name that is different than your legal and/or previous name?" question.</p> <p>Field is disabled if the user selects the "I don't have a preferred middle name that is different than my legal and/or previous middle name." check box.</p>
<i>Prompt Text:</i>	Preferred Middle Name [textbox]
<i>Hover Help:</i>	If you have a preferred middle name that is different from your legal and/or previous middle name, enter it here.
<i>Pop-Up Help:</i>	
<i>Values - Labels:</i>	Text string

## Preferred Last Name

<i>Data Name:</i>	preferred_lastname
<i>Description:</i>	Applicant's preferred last name.
<i>Last Revision:</i>	2/19/16
<i>Data Type/Format, Length:</i>	char, 50 (Extended character set, allowing hyphens, letters with diacritical marks or accents, etc.)
<i>Allows Null?</i>	Yes
<i>Error Checking:</i>	<p>If user:  selects Yes radio button in response to "Do you have a preferred name that is different than your legal and/or previous name?", AND  does not enter any values in either any of the Preferred First Name, Preferred Middle Name, or Preferred Last Name fields, OR  does enter a Preferred First Name and Preferred Middle Name value but does not select the "I don't have a preferred last name that is different than my legal and/or previous last name. " check box),</p> <p>Client-side validation displays the following error message:  "Please enter a preferred last name or check the box indicating you have no preferred last name."</p>
<i>Storage/Usage:</i>	<p>Stored in database for use in auto population.</p> <p>Included in Account Profile.</p>
<i>Notes/Constraints:</i>	<p>Field only displays if the applicant selected the Yes radio button for the "Do you have a preferred name that is different than your legal and/or previous name?" question.</p> <p>Field is disabled if the user selects the "I don't have a preferred last name that is different than my legal and/or previous last name."</p>
<i>Prompt Text:</i>	Preferred Last Name [textbox]
<i>Hover Help:</i>	If you have a preferred last name that is different from your legal and/or previous last name, enter it here.
<i>Pop-Up Help:</i>	
<i>Values - Labels:</i>	Text string

## Main Phone Number

<i>Data Name:</i>	mainphone (OpenCCC Account and CCCApply Standard and Promise Grant (BOG) applications) main_phone_number (CCCApply International Application)
<i>Description:</i>	Applicant's main telephone number.
<i>Last Revision:</i>	11/2/10
<i>Data Type/Format, Length:</i>	char, 19 (OpenCCC Account) char, 14 (CCCApply Standard and Promise Grant (BOG) applications) char, 25 (International application) 10 to 14 characters, numeric plus: (nnn) nnn-nnnn
<i>Error Checking:</i>	Optional user response.  Must be properly formatted and meet validation tests; else error message, "The Main Telephone Number you entered is not valid. Please correct it as appropriate." 123-456-7890 and any number with all digits the same (e.g., 444-444-4444) are not allowed.  Area codes will be validated (against a list or by format?).  Client-side validation: The mainphone field must not be blank if the secondphone field is populated when the user clicks Continue to move to page 3 of 3 in the account set up; else error message, "Please enter your Main Telephone Number before entering a Second Telephone Number." When the user clicks OK to close the error dialog box, focus is placed on the mainphone field.
<i>Storage/Usage:</i>	Stored in database for use in auto population. Included in Account Profile.
<i>Notes/Constraints:</i>	Populates CCCApply Standard and CCCApply International and Promise Grant (BOG) applications from OpenCCC Account database at time of submission.
<i>Prompt Text:</i>	Main Telephone [textbox] ###-###-####
<i>Hover Help:</i>	Enter a phone number at which you can be reached.
<i>Pop-Up Help:</i>	
<i>Values - Labels:</i>	Null or text string

## Main Phone: Extension

<i>Data Name:</i>	mainphone_ext
<i>Description:</i>	Extension for applicant's main telephone number.


<i>Last Revision:</i>	11/2/10
<i>Data Type/Format, Length:</i>	char, 4
<i>Allows Null:</i>	Yes
<i>Error Checking:</i>	Optional user response
<i>Storage/Usage:</i>	Stored in database for use in auto population. Included in Account Profile.
<i>Notes/Constraints:</i>	None Populates CCCApply Standard, CCCApply International from, and Promise Grant (BOG) applications from OpenCCC Account database at time of submission.
<i>Prompt Text:</i>	Extension (if any) [textbox] up to four digits
<i>Hover Help:</i>	If your main phone number includes an extension, enter up to four digits here.
<i>Pop-Up Help:</i>	
<i>Values - Labels:</i>	Null or numeric string; integer up to 9999
<i>MIS Correlation:</i>	None

### **Main Phone: Text Permission**

<i>Data Name:</i>	mainphone_auth_text (CCCApply Standard and Promise Grant (BOG) applications) main_phone_auth_txt (CCCApply International application) mainphone_auth_txt (OpenCCC Account)
<i>Description:</i>	User's permission to send text messages to the main telephone number
<i>Last Revision:</i>	11/2/10
<i>Data Type/Format, Length:</i>	char, 1 (OpenCCC Account) boolean, 1 (CCCApply Standard and International and Promise Grant (BOG) applications)
<i>Error Checking:</i>	Optional user response; no error checking.
<i>Storage/Usage:</i>	Stored in database for use in auto population. Included in Account Profile.
<i>Notes/Constraints:</i>	

<i>Prompt Text:</i>	[Checkbox] I authorize text messages to my main telephone number, and accept responsibility for any charges that result.
<i>Hover Help:</i>	
<i>Pop-Up Help:</i>	
<i>Application Display:</i>	In CCCApply Standard and International applications: If the applicant did not authorize SMS text messages to their number, then the following text displays below their Main Phone number (and Second Phone number, if provided): "Not authorized for text messages".  If the applicant did authorize SMS text messages, then the following message displays below their Main Phone number (and Second Phone number, if provided/ opted-in): "Authorized for text messages".
<i>Values - Labels:</i>	1 = Yes (checked) 0 = No (not checked)

## Email Address

<i>Data Name:</i>	email
<i>Description:</i>	Applicant's email address.
<i>Last Revision:</i>	11/2/10
<i>Data Type/Format, Length:</i>	char, 254  <b>Note:</b> Field length for Promise Grant (BOG) application is 128 Two fields; each up to 48 characters, alphanumeric plus '@' and '.'
<i>Error Checking:</i>	Required user response. Must contain one '@' symbol (not as the first character) and one '.', and must not begin with "mailto:"; else error message, "Your Email Address is invalid or absent. You must enter a valid Email Address."  Email address and confirmation must be identical; else error message, "Your Email Address entries do not match. Please make sure you enter exactly the same Email Address in each field."
<i>Storage/Usage:</i>	Only one field is stored. Stored in database for use in auto population. Included in Account Profile. Not required to be unique: two or more accounts can have the same Email Address.



<i>Notes/Constraints:</i>	<p>The Steering Committee has affirmed that email addresses must be required, because many colleges use email as the only way to send important information to applicants about registration, etc. Users will be required to sign up for an email account if they do not have an email address, and they will be expected to check the email account.</p> <p>A valid email address is necessary for creating an OpenCCC Account. When a student first lands on the OpenCCC Sign In page, they are notified of the requirement to have a valid email address and are provided links to free email account providers.</p> <p>Populates CCCApply Standard and International and Promise Grant (BOG) applications from OpenCCC Account database at time of submission.</p>
<i>Prompt Text:</i>	<p>An email address is required for important messages, including information about college admission and registration. Please enter an email address that you check regularly.</p> <p>Email Address [textbox] Repeat Email Address [textbox]</p>
<i>Hover Help:</i>	Enter an email address so OpenCCC and colleges that you apply to can communicate with you.
<i>Pop-Up Help:</i>	
<i>Values - Labels:</i>	Text string in valid email address format

## Permanent Address: Street1 and Street2

<i>Data Name:</i>	streetaddress1, streetaddress2 (OpenCCC Account, Promise Grant (BOG)) perm_streetaddress1, perm_streetaddress2 (CCCApply Standard Application) perm_addr_street_1, perm_addr_street_2 (CCCApply International Application)
<i>Description:</i>	Street portion of applicant's permanent address.
<i>Last Revision:</i>	6/8/15
<i>Data Type/Format:</i>	char, 50 Two fields (extended character set, allowing hyphens, letters with diacritical marks or accents, etc.)
<i>Allows Null:</i>	Yes: streetaddress1, perm_streetaddress1, perm_addr_street_1 No: streetaddress2, perm_streetaddress2, perm_addr_street_2

<i>Error Checking:</i>	<p>Response required; else error message, “You must provide your street address.”</p> <p>Software will attempt to validate the street address. If the address cannot be validated, the following error message will be displayed:</p> <p>The address entered appears to be incomplete. If you are sure the address is correct, please check the box below to ignore this warning.</p> <p>Please note that the verification system might make some changes to the information you entered in an attempt to match its records. Make sure to double check the address you entered below before proceeding.</p> <p>The following additional text and validation field displays, and the applicant must select the check box or correct their street address in order to save their OpenCCC Account information:</p> <p>[check box] I have verified the address entered is correct</p>
<i>Online Display:</i>	Street Address [two text fields]
<i>Additional Text:</i>	<p>Include apartment number or suite</p> <p>[Displays under the two Street Address text fields]</p>
<i>Storage/Usage:</i>	<p>Stored in database for use in auto population.</p> <p>Included in Account Profile.</p>
<i>Notes/Constraints:</i>	
<i>Prompt Text:</i>	Street Address [2 textboxes] (please include apartment/suite numbers)
<i>Hover Help:</i>	Enter your street address using one or both lines. Include your apartment or suite number if you have one.
<i>Pop-Up Help:</i>	See Error Checking, above.
<i>XAP Field:</i>	Permanent address – street and Permanent address – street 2
<i>MIS Correlation:</i>	None
<i>Values - Labels:</i>	Two text strings; second may be null

### Permanent Address: City

<i>Data Name:</i>	<p>city (OpenCCC Account, Promise Grant (BOG))</p> <p>perm_city (CCCApply Standard Application)</p> <p>perm_addr_city (CCCApply International Application)</p>
<i>Description:</i>	City portion of applicant’s permanent address.

<i>Last Revision:</i>	1/13/11
<i>Data Type/Format, Length:</i>	char, 50 (Extended character set, allowing hyphens, letters with diacritical marks or accents, etc.)
<i>Error Checking:</i>	Required user response; else error message, “In your Permanent Address, you must specify the City.”
<i>Storage/Usage:</i>	Stored in database for use in auto population. Included in Account Profile.
<i>Notes/Constraints:</i>	
<i>Prompt Text:</i>	City [textbox]
<i>Hover Help:</i>	Enter the city where you permanently reside.
<i>Pop-Up Help:</i>	
<i>XAP Field:</i>	Permanent address - city
<i>MIS Correlation:</i>	None
<i>Values - Labels:</i>	Text string

## Permanent Address: State

<i>Data Name:</i>	state (OpenCCC Account, Promise Grant (BOG)) perm_state (CCCApply Standard application) perm_addr_state (CCCApply International application)
<i>Description:</i>	State portion of applicant’s permanent address.
<i>Last Revision:</i>	11/2/10
<i>Data Type/Format, Length:</i>	char, 2
<i>Error Checking:</i>	Required user response if Country = US; else error message, “In your Permanent Address, you must specify the State.”
<i>Allows Null:</i>	Yes, only if Country is not U.S. (in which case the field label displays as State/Province)
<i>Storage/Usage:</i>	Stored in database for use in auto population. Included in Account Profile.

<i>Notes/Constraints:</i>	
<i>Prompt Text:</i>	<p>When the "My permanent address is outside the United States." check box is cleared:</p> <p>State [drop-down list]</p> <p>When the "My permanent address is outside the United States." check box is selected:</p> <p>State/Province [text box]</p>
<i>Hover Help:</i>	Enter the U.S. state where you permanently reside.
<i>Pop-Up Help:</i>	
<i>Values - Labels:</i>	blank/null or 2-character USPS state code

### Permanent Address: Non-U.S. State/Province

<i>Data Name:</i>	nonusaprovince (OpenCCC Account) perm_nonusaprovince (CCCApply Standard application) non_us_permanent_home_non_us_province (CCCApply International application) province (Promise Grant (BOG) application)
<i>Description:</i>	State/province portion of applicant’s non-U.S. permanent address.
<i>Last Revision:</i>	1/13/11
<i>Data Type/Format, Length:</i>	<p><b>OpenCCC Account, CCCApply Standard Application, Promise Grant (BOG):</b> char, 30</p> <p>Extended character set, allowing hyphens, letters with diacritical marks or accents, etc.</p> <p><b>CCCApply International Application:</b> char, 50</p>
<i>Error Checking:</i>	Optional; no error checking.
<i>Storage/Usage:</i>	<p>Stored in database for use in auto population.</p> <p>Included in Account Profile.</p>
<i>Online Display:</i>	<p>State/Province</p> <p>Conditionally displays when the following OpenCCC Account check box is selected: "My permanent address is outside the United States." and the user has clicked through the confirmation pop-up to confirm their address is outside the United States.</p>

<i>Notes/Constraints:</i>	
<i>Prompt Text:</i>	State/Province [text box]
<i>Hover Help:</i>	Enter the name of the state or province you live in. Leave blank if your permanent address does not include a state or province.
<i>Pop-Up Help:</i>	
<i>XAP Field:</i>	permAddrNonUSState
<i>MIS Correlation:</i>	None
<i>Values - Labels:</i>	Null or text string

## Permanent Address: Country

<i>Data Name:</i>	country (OpenCCC Account and Promise Grant (BOG) applications) perm_country (CCCApply Standard application) perm_addr_country (CCCApply International application)
<i>Description:</i>	Country portion of applicant's permanent address.
<i>Last Revision:</i>	11/2/10
<i>Data Type/Format, Length:</i>	char, 2
<i>Error Checking:</i>	Required user response when address is not in U.S.; else error message "In your Permanent Address, you must select the Country."
<i>Storage/Usage:</i>	Stored in database for use in auto population. Included in Account Profile.
<i>Notes/Constraints:</i>	Store US unless the address type is non-US. The Country field value is used in determining the U.S. non-U.S. residency for the applicant.
<i>Prompt Text:</i>	Country [menu]
<i>Hover Help:</i>	
<i>Pop-Up Help:</i>	
<i>XAP Field:</i>	Permanent address - country

<i>MIS correlation:</i>	None
<i>Values - Labels:</i>	ISO 3166 International Standard for country codes Alpha-2 code (officially assigned)

## Permanent Address: ZIP Code or Postal Code

<i>Data Name:</i>	postalcode (OpenCCC Account and Promise Grant (BOG) applications) perm_postalcode (CCCApply Standard application) perm_addr_zip_code (CCCApply International application) perm_addr_non_us_postal_code (CCCApply International application)
<i>Description:</i>	Zip code (for U.S.) or Postal Code (if non-U.S.) portion of applicant's permanent address.
<i>Last Revision:</i>	11/2/10
<i>Data Type/Format, Length:</i>	<b>OpenCCC Account, CCCApply Standard, and Promise Grant (BOG) applications:</b> char, 20 numeric-plus: nnnnn-nnnn or nnnnn  <b>CCCApply International application:</b> character varying, 30  extended character set, allowing hyphens, symbols, letters with diacritical marks or accents, etc.
<i>Error Checking:</i>	Required user response if Country = US; else error message, "In your Permanent Address, you must specify the ZIP Code. It must be a valid ZIP code in ##### or #####-#### format." If the "My permanent address is outside the United States" check box is selected, then the ZIP Code field label displays as Postal Code and the field is not required.
<i>Online Display:</i>	When the "My permanent address is outside the United States." check box is cleared, display: ZIP Code [text box]  When the "My permanent address is outside the United States." check box is selected, display: Postal Code [text box]
<i>Storage/Usage:</i>	Stored in database for use in auto population. Included in Account Profile.
<i>Notes/Constraints:</i>	
<i>Prompt Text:</i>	ZIP Code [textbox] Postal Code [textbox]

<i>Hover Help:</i>	ZIP Code: Enter your ZIP code (5 or 9 digits). OR Postal Code: Enter the postal code for your permanent address. Leave blank if your permanent address does not include a postal code.
<i>Pop-Up Help:</i>	
<i>Values - Labels:</i>	Null or nnnnn-nnnn or nnnnn
<i>XAP Field:</i>	Permanent address - zip code permAddrIntlCode
<i>MIS Correlation:</i>	None

### No Permanent Address - Homeless

<i>Data Element:</i>	no_perm_address_homeless
<i>Description:</i>	Checkbox added to the Permanent Address section of the OpenCCC account to identify homeless youth. Appears always.
<i>Format, Length:</i>	boolean
<i>Values:</i>	
<i>Allows Null:</i>	
<i>Notes:</i>	Added for AB 801 Homeless Youth
<i>Online Display:</i>	[check box] I do not have a permanent address because I am currently homeless.

## Non US Address

<i>Data Element:</i>	non_us_address
<i>Description:</i>	Checkbox indicating whether or not the student's current mailing address is in the US or not.
<i>Format, Length:</i>	boolean
<i>Values:</i>	
<i>Allows Null:</i>	
<i>Usage:</i>	
<i>Notes:</i>	
<i>Online Display:</i>	[check box] My current mailing address is outside the United States
<i>Revision Log:</i>	~~



## Social Security Number/Taxpayer Identification Number

<i>Data Name:</i>	ssn
<i>Description:</i>	Applicant's encrypted social security number/taxpayer identification number for the applicant.
<i>Last Revision:</i>	3/27/20
<i>Data Type/Format, Length:</i>	Two fields; each 11 characters, numeric plus: format nnn-nn-nnnn Hyphens are not required in input but will be inserted in stored value.
<i>Online Display:</i>	Two fields: Social Security Number or Taxpayer Identification Number Repeat Social Security Number or Taxpayer Identification Number
<i>Values:</i>	encrypted string
<i>Allows Null:</i>	Stores Null if the applicant selects "No, I do not have a social security number/taxpayer identification number, or I decline to provide one at this time." then the <ssn> field stores null.
<i>Error Checking:</i>	<p>Required user response <i>IF</i> &lt;ssn_no&gt; = "Yes, I have a social security number/taxpayer identification number", else error message, "You must provide your social security number or taxpayer identification number, or select the option indicating you don't have a social security number or taxpayer identification number, or you decline to provide one at this time."</p> <p>Two SSN/TIN entries must match; else error message, "Your social security number or taxpayer identification number entries do not match. Please try again."</p> <p>SSN entries must meet validity check (see below); else error message, "The social security number or taxpayer identification number you entered is invalid. Please re-enter the correct number, or select the option indicating that you don't have a social security number or taxpayer identification number, or you decline to provide one at this time."</p>
<i>Storage</i>	<p>SSN is never displayed to the applicant and cannot be viewed by anyone properly or improperly using the applicant's account.</p> <p>Only one field is stored. Stored in database for use in auto population. Included in Account Creation/Account Profile.</p> <p>Not required to be unique: two or more accounts can have the same SSN/TIN. (A new account cannot be created if an existing account has the same SSN/TIN and Date of Birth, but two</p>

<i>Notes</i>	SSN/TIN is sensitive information, protected by federal and state law. For this field, the text, operational characteristics, and usage must be approved by the Legal Counsel of the CCC Chancellor's Office.
<i>Validity Checks</i>	If SSN fields are not empty, the following validity checks are applied to both <ssn> entries:  Area Code (first three digits) may not be 000, 666 or between 900 and 999 (inclusive).  Group Number (middle two digits) may not be 00.  Serial Number (final four digits) may not be 0000.
<i>Prompt Text</i>	Please enter your social security number or taxpayer identification number  [numeric textbox] ###-##-####  Confirm your social security number or taxpayer identification number  [numeric textbox] ###-##-####

## Social Security Number Type

Data Name:	ssn_type
Description:	Indicates the type of identification number being provided: social security number or taxpayer identification number.
Last Revision:	3/27/20
Data Type/ Format:	character/numeric, 1  0 = SSN  1 = TIN  Null = no response
Error Checking:	No error checking. Value is calculated automatically based on the number combination that is entered in the <ssn> input fields.
Storage/Usage:	Stored in database for download. Included in Account Profile.
Notes/Constraint:	All validity checks will apply to the <ssn> field, but not the <ssn_type>.
Prompt Text:	[Radial Button] Please indicate the type of number:
Values - Labels:	Not currently supported, but may be supported in a future revision of the application.

Storage/Usage:	Stored in database for download. Included in Account Profile.
----------------	---

## Social Security Number Hash


<i>Data Element:</i>	ssn_hash
<i>Description:</i>	RESERVED.
<i>Format, Length:</i>	text
<i>Values:</i>	
<i>Allows Null:</i>	
<i>Default:</i>	
<i>Usage:</i>	
<i>Notes:</i>	

## Social Security Number – Last 4 digits

<i>Data Name:</i>	ssn_last4
<i>Description:</i>	The last four digits of the applicant's social security number, if the social security number was provided.
<i>Last Revision:</i>	
<i>Data Type/Format:</i>	Character, 4
<i>Error Checking:</i>	
<i>Storage/Usage:</i>	
<i>Notes/Constraints:</i>	
<i>Prompt Text:</i>	
<i>Hover Help:</i>	
<i>Values - Labels:</i>	

**Social Security Number: None**

<i>Data Name:</i>	ssn_no
<i>Description:</i>	Applicant indicates whether or not they have a Social Security number or Taxpayer Identification number, or if they decline to provide one at this time.
<i>Last Revision:</i>	3/27/20
<i>Data Type/Format:</i>	1 character, numeric Y/N radio buttons
<i>Conditions/Display</i>	Default question text always appears to all users.
<i>Storage/ Usage</i>	Stored in database for use in auto population.  Included in Account Profile.
<i>Error Checking</i>	Required response, else error message, <i>"Please indicate whether or not you have a social security number or taxpayer identification number, or if you decline to provide one at this time."</i>  If user selects Yes, the SSN input fields are displayed and user is required to enter and confirm valid SSN or TIN numbers;  If user selects No, the "Just Remember..." note and the <ssn_exceptions> checkbox is displayed, but a response is optional.
<i>Notes/Constraints</i>	AB46 and other legislation prohibit requirement of Social Security Number for admission or student record-keeping. While the colleges and many educational agencies remain reliant on SSN as the only reliable unique identifier of a student, the applicant must have the option not to provide it.
<i>Prompt Text</i>	<i>The Social Security Number (SSN) or Taxpayer Identification Number (TIN/iTIN) is used by the college as a means of matching student records, facilitating federal financial aid, and reporting tax-related information to the Internal Revenue Service (IRS). However, it is not required for admission."</i>  <b>Question prompt text:</b> The Yes/No question prompt text appears directly above the Yes/No radio buttons:  <b>Do you have a social security number or taxpayer identification number?</b>  [Radio button] <i>Yes, I have a social security number or taxpayer identification number.</i>  [Radio button] <i>No, I do not have a social security number or taxpayer identification number, or I decline to provide one at this time.</i>

<i>Additional Text</i>	<p>The following text appears when the user selects “No, I do not have a social security number or taxpayer identification number, or I decline to provide one at this time.”</p> <p> <b>Just Remember...</b></p> <p>Reporting is not required with respect to non-U.S. resident students (whether documented or undocumented), students taking noncredit courses, students whose qualified tuition and related expenses are waived or paid with scholarships or paid by an institutional third party including an employer or government agency. (26 C.F.R. § 1.6050S-1.) A SSN or TIN/iTIN is not required when IRS reporting is not required.</p>
<i>Pop-Up Help:</i>	<p>Hyperlink: “<i>Why am I being asked for my Social Security number?</i>”</p> <p>When user clicks on the hyperlink, the following text appears in the Help window:</p> <p>"A Social Security Number (SSN) or Taxpayer Identification Number (TIN/iTIN) is needed to allow California community colleges to report tax-related information to the Internal Revenue Service (IRS). However, this reporting is not required with respect to non-U.S. resident students (whether documented or undocumented), students taking non-credit courses, students whose qualified tuition and related expenses are waived or paid with scholarships or paid by an institutional third party including an employer or government agency. (26 C.F.R. § 1.6050S-1.) A SSN or TIN/iTIN is not required when IRS reporting is not required."</p>
<i>Values - Labels:</i>	1 = Yes (selected) 0 = No (selected) for now we will treat 0 and Null as the same for legacy data.

## Social Security Number: Other Exception

<i>Data Name:</i>	ssn_exception
<i>Description:</i>	Applicant is an international student, nonresident alien, or other exception and has no social security number or taxpayer identification number.
<i>Last Revision:</i>	3/27/20
<i>Data Type/Format:</i>	boolean Default value: false
<i>Conditions:</i>	Only displays onscreen if <ssn_no> = 0 (No)
<i>Error Checking:</i>	None; optional field.

<i>Storage/Usage:</i>	Stored in database for use in auto population. Included in Account Profile.
<i>Notes/Constraints :</i>	AB46 and other legislation prohibit requirement of social security number or taxpayer identification number for admission or student record-keeping. While the colleges and many educational agencies remain reliant on SSN as the only reliable unique identifier of a student, the applicant must have the option not to provide it.
<i>Prompt Text:</i>	[Checkbox] Check this box if you are a student enrolled exclusively in noncredit courses, an undocumented student, an international student, a nonresident alien, or another exception and do not have a social security number or taxpayer identification number.
<i>Additional Text (OpenCCC Account Only):</i>	
<i>Hover Help:</i>	1 = Yes (checked) 0 = No (not checked)
<i>Pop-Up Help:</i>	
<i>Values - Labels:</i>	

## Student ID

<i>Data Name:</i>	student_college_id
<i>Description:</i>	Student ID at college to which application is being submitted
<i>Last Revision:</i>	March 21, 2006
<i>MIS Correlation:</i>	None
<i>Data Type/Format:</i>	date
<i>Length:</i>	
<i>Characteristics:</i>	Downloadable
<i>Input Rules:</i>	Optional user response

<i>Usage:</i>	<p>Birth date is used in the admission application to calculate age, to identify applicants who are too young to transact business online per COPPA (Child Online Privacy Protection Act—under age 13), and to identify minors for residency calculation and collection of parent or guardian contact information. OCR acknowledges that collection of birth date is allowed under California State law.</p> <p>For residency and minor identification, the applicant’s age is calculated as of the day before the start-of-term date &lt;ResidencyDeterminationDate&gt;.</p>
<i>Notes/Constraints:</i>	
<i>Online Display:</i>	Enter your student ID (if known): {textbox}
<i>Online Help:</i>	
<i>Values - Labels:</i>	<p>Blank/null [<i>internal default</i>]</p> <p>Text string</p>

## Date of Birth

Data Element:	birthdate
Description:	Applicant’s Date of Birth
Format, Length:	<p>date, 10</p> <p>Downloads in this format: yyyy-mm-dd</p>
Values:	Valid date
Allows Null:	No
Default:	None
Storage/Usage:	<p>Birth date is used in the admission application to calculate age, and to identify minors for residency calculation and collection of parent or guardian contact information. OCR acknowledges that collection of birth date is allowed under California State law.</p> <p>For residency and minor identification, the applicant’s age is calculated as of the day before the start-of-term date &lt;ResidencyDeterminationDate&gt;.</p> <p>In OpenCCC Account: Stored in database (with leading zeros as appropriate) for use in auto population.</p> <p>Included in Account Profile.</p>
Notes:	this data item must be approved by the Legal Counsel of the CCC Chancellor’s Office and the Office of Civil Rights.

	<p>This information may not be provided to staff in the capacity of making a decision to admit an applicant until after the applicant is admitted—that is, uniformly enabled to register for classes.</p> <p>This is MIS data: CO MIS DED SB03.</p> <p>OpenCCC Account: Date of birth is needed in account creation to identify applicants who are too young to transact business online per COPPA (Child Online Privacy Protection Act under age 13). OCR acknowledges that collection of date of birth is allowed under California State law.</p>
<p>Error Checking (OpenCCC Account Only):</p>	<p>Response required; else error message “Your Date of Birth is invalid or absent. It must be a valid date in mm/dd/yyyy format.”</p> <p>Date must be validated (‘dd’ must be appropriate for ‘mm’ and ‘yyyy’—for example, 02/29/2009 would not be valid); else error message “Your Date of Birth is invalid or absent. It must be a valid date in mm/dd/yyyy format.”</p> <p><del>Date may not be less than 13 years before current date; else error message, “You cannot create an account if you are less than 13 years of age.” “Federal privacy laws restrict applicants age 13 or younger from creating an online account and applying to college using an online application. Please contact the college’s Admissions &amp; Records Office for assistance.”</del> Removed logic from OpenCCC in 9/2018</p> <p>Leading zeros are not required for ‘mm’ or ‘dd’: 02/04/2010 and 2/4/2010 are acceptable and equivalent.</p> <p>When editing account information from either the Standard, International, or Promise Grant (BOG) applications, if the user attempts to change both their name and their date of birth, the following error displays: "You cannot change both your name and your date of birth. If you are sharing someone else's account to make this application, please create your own account. If you are using your own account and need to change both your name and your birthdate, please contact OpenCCC Support."</p>
<p>Prompt Text (OpenCCC Account Only):</p>	<p><del>Due to laws regarding children's online privacy, this system will not allow accounts to be created by persons under the age of 13. For more information, please refer to the Privacy Policy.</del> Removed from OpenCCC in 9/2018.</p> <p>This information is used for protection of minors in online transaction environments, as well as to differentiate between persons having the same name. It is also used to comply with state and federal law pertaining to residency, guardianship, and admission of minors to college. This information will not be used in making admissions decisions except as permitted by law.</p> <p>Date of Birth [date textbox combo boxes] mm/dd/yyyy Confirm Date of Birth [date textbox combo] mm/dd/yyyy</p>



<p>Input Rules (OpenCCC Account Only):</p>	<p>Required user response, else error message “We found some problems with the information you submitted: Your Date of Birth is invalid or absent. It must be a valid date in mm/dd/yyyy format.”</p> <p><del>Date may not be less than 13 years before current date; else error message, “We found some problems with the information you submitted: Federal privacy laws restrict applicants age 13 or younger from creating an online account and applying to college using an online application. Please contact the college’s Admissions &amp; Records Office for assistance. (Removed from OpenCCC in 9/2018.)</del></p> <p>Date of birth may not be changed at the same time (i.e., during the same ‘Save’) as either the first name or the last name; else error message, “We found some problems with the information you submitted: You cannot change both your name and your date of birth. If you are sharing someone else’s account to make this application, please create your own account. If you are using your own account and need to change both your name and your birthdate, please contact OpenCCC Support.”</p>
<p>MIS Correlation:</p>	<p>SB03</p>
	<p>Removed restriction to prevent students under age 13 from creating an OpenCCC account and the language below from the Date of Birth question in 2018 – per request from CCCCO:  <i>“to identify applicants who are too young to transact business online per COPPA (Child Online Privacy Protection Act —under age 13),</i></p>

## Marital Status

<p><i>Data Name:</i></p>	<p>marital_status</p>
<p><i>Description:</i></p>	<p>Applicant’s marital status as stated for CC Promise Grant Application</p>
<p><i>Last Revision:</i></p>	<p>April 17, 2005</p>
<p><i>MIS Correlation:</i></p>	<p>None</p>
<p><i>Data Type/Format:</i></p>	<p>Char(1)</p>
<p><i>Length:</i></p>	<p>1</p>
<p><i>Characteristics:</i></p>	<p>Downloadable Does not auto-populate</p>

<p><i>Input Rules:</i></p>	<p>Required user response; else error message, "You must select your marital status."</p> <p>Must be consistent with response to question, "As of today, are you married or in a Registered Domestic Partnership"; else error message, "Your answers to 'Marital status' and 'As of today, are you married or in a Registered Domestic Partnership' are contradictory. Please fix the appropriate field(s)."</p>
<p><i>Usage:</i></p>	
<p><i>Notes/Constraints:</i></p>	<p>Marital Status is highly sensitive information, protected by federal law and the Office of Civil Rights. Any change to the text, prompt, access, or transmission of this data item must be approved by the Legal Counsel of the CCC Chancellor's Office and the Office of Civil Rights.</p> <p>This information may not be provided to staff in the capacity of making a decision to admit an applicant until after the applicant is admitted— that is, uniformly enabled to register for classes.</p>
<p><i>Online Display:</i></p>	<p>The California Domestic Partner Rights and Responsibilities Act extends new rights, benefits, responsibilities and obligations to individuals in domestic partnerships registered with the California Secretary of State under Section 297 of the Family Code. <b>If you are in a Registered Domestic Partnership (RDP), or legal same sex marriage</b>, you will be treated as an Independent married student to determine eligibility for this Fee Waiver and will need to provide income and household information for your domestic partner. <b>If you are a dependent student and your parent is in a Registered Domestic Partnership, or legal same sex marriage</b>, you will be treated the same as a student with married parents and income and household information will be required for the parent's domestic partner. (These new provisions apply to state student financial aid only, not to federal student financial aid.)</p> <p>Marital status: {Select marital status: drop-down menu }</p>
<p><i>Online Help:</i></p>	<p>None</p>
<p><i>Values - Labels:</i></p>	<p>Blank/null [<i>internal default</i>]</p> <p>S – Single</p> <p>M – Married</p> <p>D – Divorced</p> <p>X – Separated</p> <p>W – Widowed</p> <p>R – Registered Domestic Partner</p>

## Registered Domestic Partnership

<i>Data Name:</i>	reg_dom_partner
<i>Description:</i>	Whether applicant or parent is in a Registered Domestic Partnership
<i>Last Revision:</i>	April 17, 2005
<i>MIS Correlation:</i>	None
<i>Data Type/Format:</i>	Boolean
<i>Length:</i>	1
<i>Characteristics:</i>	Downloadable
<i>Input Rules:</i>	<p>Required user response; else error message, "You must select Yes or No to specify whether or not you or your parent are in a Registered Domestic Partnership."</p> <p>Must be Yes if Marital Status is R (Registered Domestic Partner); else error message, "Your responses to the marital status and registered domestic partnership questions are contradictory. Please fix the appropriate field(s)."</p>
<i>Usage:</i>	<p>If value is Yes, the Special Eligibilities Page will include the instruction, "In answering the following questions treat a Registered Domestic Partner of your parent also as your parent."</p> <p>If value is Yes and the Dependency Flag is D (Dependent), the Eligibility Methods Page will include the instruction, "In answering the following questions treat a Registered Domestic Partner of your parent also as your parent."</p>
<i>Notes/Constraints:</i>	None
<i>Online Display:</i>	(Answer "Yes" if you or your parent are separated from a Registered Domestic Partner but have NOT FILED a Notice of Termination of Domestic Partnership with the California Secretary of State's Office.)
<i>Online Help:</i>	None

<i>Values - Labels:</i>	Blank/null [ <i>internal default</i> ] 1 - Yes 0 - No
-------------------------	---

**Born Before <23 Year Date>**

<i>Data Name:</i>	born_before_23_year
<i>Description:</i>	Whether applicant was born before <23_year_date>.
<i>Last Revision:</i>	July 9, 2012
<i>MIS Correlation:</i>	None
<i>Data Type/Format:</i>	Boolean
<i>Length:</i>	1
<i>Characteristics:</i>	Downloadable
<i>Input Rules:</i>	<p>Required user response; else error message, "You must select Yes or No to specify whether or not you were born before &lt;23_year_date&gt;."</p> <p>Must be consistent with Birth date; else error message:  When <b>Yes</b>: "You have answered that you were born before &lt;23_year_date&gt;. However, your birthdate is after &lt;23_year_date&gt;."  When <b>No</b>: "You have answered that you were NOT born before &lt;23_year_date&gt;. However, your birthdate is before &lt;23_year_date&gt;."</p>
<i>Usage:</i>	If this value is Yes, the BOG Dependency Flag will be set to I (Independent).
<i>Notes/Constraints:</i>	"BOG" data field names have not changed with Promise Grant re-branding
<i>Online Display:</i>	Were you born before <23_year_date>? {drop-down menu}
<i>Online Help:</i>	None

<i>Values - Labels:</i>	Blank/null [ <i>internal default</i> ] 1 - Yes 0 - No
-------------------------	---

### Currently Married or in RDP

<i>Data Name:</i>	married_or_rdp
<i>Description:</i>	Whether applicant is currently married or in a registered domestic partnership.
<i>Last Revision:</i>	April 17, 2005
<i>MIS Correlation:</i>	None
<i>Data Type/Format:</i>	Boolean
<i>Length:</i>	1
<i>Characteristics:</i>	Downloadable
<i>Input Rules:</i>	Required user response; else error message, "You must select Yes or No to specify whether or not you are married or in a Registered Domestic Partnership."  Must be consistent with response to Marital status; else error message, "Your answers to 'Marital status' and 'As of today, are you married or in a Registered Domestic Partnership' are contradictory. Please fix the appropriate field(s)."
<i>Usage:</i>	If this value is Yes, the BOG Dependency Flag will be set to I (Independent).
<i>Notes/Constraints:</i>	"BOG" data field names have not changed with Promise Grant re-branding
<i>Online Display:</i>	(Answer "Yes" if you are separated but not divorced or have not filed a termination notice to dissolve partnership.) {drop-down menu}
<i>Online Help:</i>	None

<i>Values - Labels:</i>	Blank/null [ <i>internal default</i> ] 1 - Yes 0 - No
-------------------------	---

## Veteran of US Armed Forces

<i>Data Name:</i>	us_veteran
<i>Description:</i>	Whether applicant is a veteran of the U.S. Armed Forces.
<i>Last Revision:</i>	April 17, 2005
<i>MIS Correlation:</i>	None
<i>Data Type/Format:</i>	Boolean
<i>Length:</i>	1
<i>Characteristics:</i>	Downloadable
<i>Input Rules:</i>	Required user response; else error message, "You must select Yes or No to specify whether or not you are a veteran of the U.S. Armed Forces."
<i>Usage:</i>	If this value is Yes, the BOG Dependency Flag will be set to I (Independent).
<i>Notes/Constraints:</i>	"BOG" data field names have not changed with Promise Grant re-branding
<i>Online Display:</i>	Are you a veteran of the U.S. Armed Forces or currently serving on active duty for purposes other than training? { drop-down menu }
<i>Online Help:</i>	Select Yes if you are a member of the Armed Forces or serving on active duty, otherwise select No.
<i>Values - Labels:</i>	Blank/null [ <i>internal default</i> ] 1 - Yes 0 - No

## Dependents Living with You

<i>Data Name:</i>	dependents
<i>Description:</i>	Whether applicant has dependents
<i>Last Revision:</i>	2017-2018 March 31, 2017
<i>MIS Correlation:</i>	None
<i>Data Type/Format:</i>	Boolean
<i>Length:</i>	1
<i>Characteristics:</i>	Downloadable
<i>Input Rules:</i>	Required user response; else error message, "You must select Yes or No to specify whether or not you have dependents living with you."
<i>Usage:</i>	If this value is Yes, the BOG Dependency Flag will be set to I (Independent).
<i>Notes/Constraints:</i>	"BOG" data field names have not changed with Promise Grant re-branding
<i>Online Display:</i>	Do you have children who will receive more than half of their support from you between July 1, 2017 and <year_end>, or other dependents who live with you (other than your children and spouse/RDP) who receive more than half of their support from you, now and through <year_end> June 30, 2018?
<i>Online Help:</i>	Select Yes if you have children who live with you, or receive more than half of their support from you, or other dependents who live with you (other than your children or spouse/RDP) who receive more than half of their support from you."
<i>Values - Labels:</i>	Blank/null [ <i>internal default</i> ] 1 - Yes 0 - No

## Orphan, Foster Care, or Ward of Court

<i>Data Name:</i>	parents_deceased
<i>Description:</i>	Whether, at age 13 or older, applicant's parents were deceased, applicant was in foster care, or applicant was a dependent/ward of the court.

<i>Last Revision:</i>	March, 2009
<i>MIS Correlation:</i>	None
<i>Data Type/Format:</i>	Boolean
<i>Length:</i>	1
<i>Characteristics:</i>	Downloadable
<i>Input Rules:</i>	Required user response; else error message, " Select Yes or No if, at age 13 or older, applicant's parents were deceased, applicant was in foster care, or applicant was a dependent/ward of the court.
<i>Usage:</i>	If this value is Yes, the BOG Dependency Flag will be set to I (Independent).
<i>Notes/Constraints:</i>	"BOG" data field names have not changed with Promise Grant re-branding
<i>Online Display:</i>	At any time since you turned age 13, were both your parents deceased, were you in foster care, or were you a dependent or ward of the court?
<i>Online Help:</i>	Select Yes if since age 13 both of your parents were deceased, you were in foster care or a ward of the court, otherwise select No.
<i>Values - Labels:</i>	Blank/null <i>[internal default]</i> 1 - Yes 0 - No

## Emancipated Minor

<i>Data Name:</i>	emancipated_minor
<i>Description:</i>	Whether applicant is currently an emancipated minor as determined by a court.
<i>Last Revision:</i>	March, 2009



<i>MIS Correlation:</i>	None
<i>Data Type/Format:</i>	Boolean
<i>Length:</i>	1
<i>Characteristics:</i>	Downloadable
<i>Input Rules:</i>	Required user response; else error message, "You must select Yes or No to specify whether or not, as of today, you are an emancipated minor as determined by a court in your state of legal residence."
<i>Usage:</i>	If this value is Yes, the BOG Dependency Flag will be set to I (Independent).
<i>Notes/Constraints:</i>	"BOG" data field names have not changed with Promise Grant re-branding
<i>Online Display:</i>	Are you or were you an emancipated minor as determined by a court in your state of legal residence?
<i>Online Help:</i>	Select Yes if have ever been an emancipated minor as determined by a court in your state of legal residence, otherwise select No.
<i>Values - Labels:</i>	Blank/null [ <i>internal default</i> ] 1 - Yes 0 - No

## In Legal Guardianship

<i>Data Name:</i>	legal_guardianship
<i>Description:</i>	Whether applicant is in legal guardianship as determined by a court.
<i>Last Revision:</i>	March, 2009
<i>MIS Correlation:</i>	None
<i>Data Type/Format:</i>	Boolean
<i>Length:</i>	1
<i>Characteristics:</i>	Downloadable

<i>Input Rules:</i>	Required user response; else error message, "You must select Yes or No to specify whether or not, as of today, you are in legal guardianship as determined by a court in your state of legal residence."
<i>Usage:</i>	If this value is Yes, the BOG Dependency Flag will be set to I (Independent).
<i>Notes/Constraints:</i>	"BOG" data field names have not changed with Promise Grant re-branding
<i>Online Display:</i>	Are you or were you in legal guardianship as determined by a court in your state of legal residence?
<i>Online Help:</i>	Select Yes if have ever been in legal guardianship as determined by a court in your state of legal residence, otherwise select No
<i>Values - Labels:</i>	Blank/null [ <i>internal default</i> ] 1 - Yes 0 - No

## Homeless Youth per School

<i>Data Name:</i>	homeless_youth_school
<i>Description:</i>	Whether, on or after July 1, <RDDYear minus 2 years> applicant was determined to be an unaccompanied youth who was homeless by high school or school district homeless liaison.
<i>Last Revision:</i>	March 31, 2017
<i>MIS Correlation:</i>	None
<i>Data Type/Format:</i>	Boolean
<i>Length:</i>	1
<i>Characteristics:</i>	Downloadable
<i>Input Rules:</i>	Required user response; else error message, "You must select Yes or No to specify whether or not, at any time on or after July 1, <RDDYear minus 2 years>, your high school or school district homeless liaison determined that you were an unaccompanied youth who was homeless."

<i>Usage:</i>	If this value is Yes, the BOG Dependency Flag will be set to I (Independent).
<i>Notes/Constraints:</i>	“BOG” data field names have not changed with Promise Grant re-branding
<i>Online Display:</i>	At any time on or after July 1, <RDDYear minus 2 years>, did your high school or school district homeless liaison determine that you were an unaccompanied youth who was homeless?
<i>Online Help:</i>	Select Yes if your high school or district determined that you were an unaccompanied youth who was homeless since the date specified, otherwise select No.
<i>Values - Labels:</i>	Blank/null [internal default] 1 - Yes 0 - No

### Homeless Youth per HUD-Funded Program

<i>Data Name:</i>	homeless_youth_hud
<i>Description:</i>	Whether, on or after July 1, <RDDYear minus 2 years>, applicant was determined to be an unaccompanied youth who was homeless by the director of an emergency shelter program funded by the U.S. Department of Housing and Urban Development.
<i>Last Revision:</i>	March, 2009
<i>MIS Correlation:</i>	None
<i>Data Type/Format:</i>	Boolean
<i>Length:</i>	1
<i>Characteristics:</i>	Downloadable
<i>Input Rules:</i>	Required user response; else error message, "You must select Yes or No to specify whether or not, at any time on or after July 1, <RDDYear minus 2 years>, the director of an emergency shelter program funded by the U.S. Department of Housing and Urban Development determined that you were an unaccompanied youth who was homeless."
<i>Usage:</i>	If this value is Yes, the BOG Dependency Flag will be set to I (Independent).

<i>Notes/Constraints:</i>	“BOG” data field names have not changed with Promise Grant re-branding
<i>Online Display:</i>	At any time on or after July 1, <RDDYear minus 2 years>, did the director of an emergency shelter or transitional housing program funded by the U.S. Department of Housing and Urban Development determine that you were an unaccompanied youth who was homeless?
<i>Online Help:</i>	Select Yes if at any time on or after the date specified, the director of an emergency shelter or transitional housing program funded by the U.S. Department of Housing and Urban Development determined that you were an unaccompanied youth who was homeless, otherwise answer No.
<i>Values - Labels:</i>	Blank/null [ <i>internal default</i> ] 1 - Yes 0 - No

### Homeless Youth per Center or Program Director

<i>Data Name:</i>	homeless_youth_other
<i>Description:</i>	Whether, on or after July 1, <RDDyear minus 2 years>, applicant was determined to be an unaccompanied youth who was homeless or were self-supporting and at risk of being homeless by the director of a runaway or homeless youth basic center or transitional living program.
<i>Last Revision:</i>	March 2017
<i>MIS Correlation:</i>	None
<i>Data Type/Format:</i>	Boolean
<i>Length:</i>	1
<i>Characteristics:</i>	Downloadable
<i>Input Rules:</i>	Required user response; else error message, "You must select Yes or No to specify whether or not, at any time on or after July 1, <RDDYear minus 2 years>, the director of a runaway or homeless youth basic center or transitional living program determined that you were an unaccompanied youth who was homeless or were self-supporting and at risk of being homeless."

<i>Usage:</i>	If this value is Yes, the BOG Dependency Flag will be set to I (Independent).
<i>Notes/Constraints:</i>	“BOG” data field names have not changed with Promise Grant re-branding
<i>Online Display:</i>	At any time on or after July 1, <RDDYear minus 2 years>, did the director of a runaway or homeless youth basic center or transitional living program determine that you were an unaccompanied youth who was homeless or were self-supporting and at risk of being homeless?
<i>Online Help:</i>	Select Yes if at any time on or after the date specified, the director of a runaway or homeless youth basic center or transitional living program determined that you were an unaccompanied youth who was homeless or were self-supporting and at risk of being homeless, otherwise answer No.
<i>Values - Labels:</i>	Blank/null [ <i>internal default</i> ] 1 - Yes 0 - No

### Declared Dependent on Parent(s)' Taxes

<i>Data Name:</i>	dependent_on_parent_taxes
<i>Description:</i>	Whether applicant has been declared as a dependent by one or both parents in their 2017 US Tax Returns.
<i>Last Revision:</i>	2019-2020 December 2018
<i>MIS Correlation:</i>	None
<i>Data Type/Format:</i>	Char(1)
<i>Length:</i>	1
<i>Characteristics:</i>	Downloadable
<i>Input Rules:</i>	Required user response when included on application; else error message, "You must select Yes, No, or Did Not File to specify whether or not you were claimed as an exemption."

<p><i>Usage:</i></p>	<p>If this value is ‘Yes’, the BOG Dependency Flag will be set to D (Dependent) and the Eligibility Methods Page will follow the Dependent Applicant format.</p> <p>If this value is ‘No’ or ‘Parent(s) did not file’, and Living with Parent(s) is ‘No’, the BOG Dependency Flag will be set to I (Independent) and the Eligibility Methods Page will follow the Independent Applicant format.</p>
<p><i>Notes/Constraints:</i></p>	<p>“BOG” data field names have not changed with Promise Grant re-branding.</p> <p>Included on application only if applicant has responded No to all Dependency Status questions on the Personal Information Page of the CCCApply Standard Application.</p> <p>The 2017-2018 paper application says:                  If you answered "No" to questions 1 - 10 and "Yes" to either question 11 or 12, you must provide income and household information about your PARENT(S)/RDP. Please answer questions for a DEPENDENT student in the sections that follow.</p> <ul style="list-style-type: none"> <li>• If you answered "No" or "Parent(s) will not file" to question 11, and "No" to question 12, <u>you are a dependent student for all student aid except this enrollment fee waiver.</u> You may answer questions as an INDEPENDENT student on the rest of this application, but please try to get your PARENT information and file a FAFSA so you may be considered for other student aid. You cannot get other student aid without your parent(s) information.</li> </ul>
<p><i>Online Display:</i></p>	<p><i>If your parent(s) or his/her RDP filed a &lt;RDDYear minus 2 years&gt; U.S. Income Tax Return, were you claimed on their &lt;RDDYear minus 2 years&gt; tax return as an exemption by either or both of your parents?</i></p>
<p><i>Online Help:</i></p>	<p>Select the correct response to the question "If your parent(s) or his/her RDP filed or will file a U.S. Income Tax Return, were you, or will you be claimed on their tax return as an exemption by either or both of your parents for the tax year specified?"</p>
<p><i>Values - Labels:</i></p>	<p>Blank/null <i>[internal default]</i></p> <p>2 - Parent(s) did not file</p> <p>1 - Yes</p> <p>0 - No</p>

**Living with Parent(s)**

<p><i>Data Name:</i></p>	<p>living_with_parents</p>
<p><i>Description:</i></p>	<p>Whether applicant currently lives with one or both parents, and/or his/her RDP.</p>

<i>Last Revision:</i>	2017-2018 Updated March 31, 2017
<i>MIS Correlation:</i>	None
<i>Data Type/Format:</i>	Boolean
<i>Length:</i>	1
<i>Characteristics:</i>	Downloadable
<i>Input Rules:</i>	Required user response when included on application; else error message, "You must select Yes or No to specify whether or not you live with one or both of your parents, and/or his/her RDP."
<i>Usage:</i>	<p>If this value is Yes, the BOG Dependency Flag will be set to D (Dependent) and the Eligibility Methods Page will follow the Dependent Applicant format.</p> <p>If this value is No AND Declared Dependent on Parent(s)' Taxes is also No, the BOG Dependency Flag will be set to I (Independent) and the Eligibility Methods Page will follow the Independent Applicant format.</p>
<i>Notes/Constraints:</i>	<p>Included on application only if applicant has responded No to all of the Dependency Status questions on the Personal Information Page of the CCCApply Standard Application.</p> <p>The 2017-2018 paper application says:</p> <ul style="list-style-type: none"> <li>• If you answered "No" to questions 1 - 10 and "Yes" to either question 11 or 12, you must provide income and household information about your PARENT(S)/RDP. Please answer questions for a DEPENDENT student in the sections that follow.</li> <li>• If you answered "No" or "Parent(s) will not file" to question 11, and "No" to question 12, <u>you are a dependent student for all student aid except this enrollment fee waiver.</u> You may answer questions as an INDEPENDENT student on the rest of this application, but please try to get your PARENT information and file a FAFSA so you may be considered for other student aid. You cannot get other student aid without your parent(s') information.</li> </ul>
<i>Online Display:</i>	<i>Do you live with one or both of your parent(s) and/or his/her RDP?</i>
<i>Online Help:</i>	Select Yes if you live with one or both of your parent(s) and/or his/her RDP, otherwise select No.
<i>Values - Labels:</i>	<p>Blank/null <i>[internal default]</i></p> <p>1 - Yes</p> <p>0 - No</p>

**BOG Dependency Status**

<i>Data Name:</i>	dependency_status
<i>Description:</i>	Whether applicant is determined to be dependent or independent.
<i>Last Revision:</i>	April 17, 2005
<i>MIS Correlation:</i>	None
<i>Data Type/Format:</i>	Char(1)
<i>Length:</i>	1
<i>Characteristics:</i>	Downloadable System-generated Hidden
<i>Input Rules:</i>	N/A
<i>Usage:</i>	Determines how eligibility questions will be asked (whether in terms of applicant status or parental status).
<i>Notes/Constraints:</i>	Flags applicants as dependent or independent based on algorithm described in Appendix A.
<i>Online Display:</i>	None
<i>Online Help:</i>	None
<i>Values - Labels:</i>	Blank/null [internal default] D – Dependent I – Independent

**Veteran Eligibility**

<i>Data Name:</i>	cert_veteran_affairs
<i>Description:</i>	Whether applicant has certification of waiver eligibility from Veterans Affairs.



<i>Last Revision:</i>	March 21, 2006
<i>MIS Correlation:</i>	None
<i>Data Type/Format:</i>	Boolean
<i>Length:</i>	1
<i>Characteristics:</i>	Downloadable
<i>Input Rules:</i>	Optional user response.
<i>Usage:</i>	If this value is Yes, the temporary BOG Eligibility A flag is set to Yes (see Appendix A), and the Confirmation page will include the following message: "You must provide certification of eligibility as a dependent from the Department of Veterans Affairs."
<i>Notes/Constraints:</i>	
<i>Online Display:</i>	Do you have certification from the California Department of Veterans Affairs that you are eligible for a dependent's fee waiver?
<i>Online Help:</i>	Select Yes if you have certification from the California Department of Veterans Affairs that you are eligible for a dependent's fee waiver, otherwise select No.
<i>Values - Labels:</i>	Blank/null [ <i>internal default</i> ] 1 - Yes 0 - No

## National Guard Eligibility

<i>Data Name:</i>	cert_national_guard
<i>Description:</i>	Whether applicant has certification of waiver eligibility from the National Guard.
<i>Last Revision:</i>	March 21, 2006
<i>MIS Correlation:</i>	None
<i>Data Type/Format:</i>	Boolean
<i>Length:</i>	1

<i>Characteristics:</i>	Downloadable
<i>Input Rules:</i>	Optional user response.
<i>Usage:</i>	If this value is Yes, the temporary BOG Eligibility A flag is set to Yes (see Appendix A), and the Confirmation page will include the following message: "You must provide certification of eligibility as a dependent from the National Guard."
<i>Notes/Constraints:</i>	
<i>Online Display:</i>	Do you have certification from the National Guard Adjutant General that you are eligible for a dependent's fee waiver?
<i>Online Help:</i>	Select Yes if you have certification from the National Guard Adjutant General that you are eligible for a dependent's fee waiver, otherwise select No.
<i>Values - Labels:</i>	Blank/null [ <i>internal default</i> ] 1 - Yes 0 - No

### Medal of Honor Eligibility

<i>Data Name:</i>	elig_medal_honor
<i>Description:</i>	Whether applicant is eligible for waiver as a recipient of the Congressional Medal of Honor or as a child of a recipient.
<i>Last Revision:</i>	March 21, 2006
<i>MIS Correlation:</i>	None
<i>Data Type/Format:</i>	Boolean
<i>Length:</i>	1
<i>Characteristics:</i>	Downloadable
<i>Input Rules:</i>	Optional user response.

<i>Usage:</i>	If this value is Yes, the temporary BOG Eligibility A flag is set to Yes (see Appendix A), and the Confirmation page will include the following message: "You must provide documentation of eligibility as a Congressional Medal of Honor recipient from the California Department of Veterans Affairs."
<i>Notes/Constraints:</i>	
<i>Online Display:</i>	Are you eligible as a recipient of the Congressional Medal of Honor or as a child of a recipient?
<i>Online Help:</i>	Select Yes if you are eligible as a recipient of the Congressional Medal of Honor or as a child of a recipient, otherwise select No..
<i>Values - Labels:</i>	Blank/null [ <i>internal default</i> ] 1 - Yes 0 - No

### Victim of 9/11 Eligibility

<i>Data Name:</i>	elig_sept_11
<i>Description:</i>	Whether applicant is eligible for waiver as a dependent of a victim of the September 11, 2001 terrorist attack.
<i>Last Revision:</i>	March 21, 2006
<i>MIS Correlation:</i>	None
<i>Data Type/Format:</i>	Boolean
<i>Length:</i>	1
<i>Characteristics:</i>	Downloadable
<i>Input Rules:</i>	Optional user response.
<i>Usage:</i>	If this value is Yes, the temporary BOG Eligibility A flag is set to Yes (see Appendix A), and the Confirmation page will include the following message: "You must provide documentation of eligibility as a dependent of a victim of the September 11, 2001 terrorist attack from the California

	Victim Compensation and Government Claims Board."
<i>Notes/Constraints:</i>	
<i>Online Display:</i>	Are you eligible as a dependent of a victim of the September 11, 2001 terrorist attack?
<i>Online Help:</i>	Select Yes if you are eligible as a dependent of a victim of the September 11, 2001 terrorist attack, otherwise select No.
<i>Values - Labels:</i>	Blank/null [internal default] 1 - Yes 0 - No

### Dependent of Police/Firefighter Killed

<i>Data Name:</i>	elig_police_fire
<i>Description:</i>	Whether applicant is eligible for waiver as a dependent of a deceased law enforcement/fire suppression personnel killed in the line of duty
<i>Last Revision:</i>	April 17, 2005
<i>MIS Correlation:</i>	None
<i>Data Type/Format:</i>	Boolean
<i>Length:</i>	1
<i>Characteristics:</i>	Downloadable
<i>Input Rules:</i>	Optional user response.
<i>Usage:</i>	If this value is Yes, the temporary BOG Eligibility A flag is set to Yes (see Appendix A), and the Confirmation page will include the following message: "You are required to provide current proof of benefits as a dependent of law enforcement or fire suppression personnel killed in the line of duty".

<i>Notes/Constraints:</i>	
<i>Online Display:</i>	Are you eligible as a dependent of a deceased law enforcement/fire suppression personnel killed in the line of duty?
<i>Online Help:</i>	Select Yes if you are eligible as a dependent of a deceased law enforcement/fire suppression personnel killed in the line of duty, otherwise select No.
<i>Values - Labels:</i>	Blank/null [internal default] 1 - Yes 0 - No

## Receiving TANF/CalWorks

<i>Data Name:</i>	tanf_calworks
<i>Description:</i>	Whether applicant is currently receiving TANF/CalWorks.
<i>Last Revision:</i>	April 17, 2005
<i>MIS Correlation:</i>	None
<i>Data Type/Format:</i>	Boolean
<i>Length:</i>	1
<i>Characteristics:</i>	Downloadable
<i>Input Rules:</i>	Required user response unless responses on Special Eligibilities page set Temporary Method A flag to "Yes"; else error message, "You must select Yes or No to specify whether or not you are receiving assistance from TANF/Calworks."
<i>Usage:</i>	If this value is Yes, the temporary BOG Eligibility A flag is set to Yes (see Appendix A), and the Confirmation page will include the following message: "You must provide documentation to the college that you currently receive Temporary Assistance for Needy Families (TANF)."
<i>Notes/Constraints:</i>	
<i>Online Display:</i>	Are you currently receiving monthly cash assistance for yourself or any dependents from: Temporary Assistance for Needy Families (TANF) / CalWorks? { Yes or No }

<i>Online Help:</i>	Select Yes if you are receiving Temporary Assistance for Needy Families (TANF) or CalWorks, otherwise select No.
<i>Values - Labels:</i>	Blank/null [ <i>internal default</i> ] 1 - Yes 0 - No

## Receiving SSI/SSP

<i>Data Name:</i>	ssi_ssp
<i>Description:</i>	Whether applicant is currently receiving SSI/SSP.
<i>Last Revision:</i>	April 17, 2005
<i>MIS Correlation:</i>	None
<i>Data Type/Format:</i>	Boolean
<i>Length:</i>	1
<i>Characteristics:</i>	Downloadable
<i>Input Rules:</i>	Required user response unless responses on Special Eligibilities page set Temporary Method A flag to "Yes"; else error message, "You must select Yes or No to specify whether or not you are receiving assistance from SSI/SSP."
<i>Usage:</i>	If this value is Yes, the temporary BOG Eligibility A flag is set to Yes (see Appendix A), and the Confirmation page will include the following message: "You must provide documentation to the college that you currently receive Supplemental Security Income (SSI) / State Supplementary Payment (SSP)."
<i>Notes/Constraints:</i>	
<i>Online Display:</i>	Are you currently receiving monthly cash assistance for yourself or any dependents from: Supplemental Security Income (SSI) / State Supplementary Payment (SSP)?
<i>Online Help:</i>	Select Yes if you are receiving Supplemental Security Income (SSI) / State Supplementary Program (SSP), otherwise select No.
<i>Values - Labels:</i>	Blank/null [ <i>internal default</i> ] 1 - Yes 0 - No

## Receiving General Assistance

<i>Data Name:</i>	general_assistance
<i>Description:</i>	Whether applicant is currently receiving General Assistance.
<i>Last Revision:</i>	April 17, 2005
<i>MIS Correlation:</i>	None
<i>Data Type/Format:</i>	Boolean
<i>Length:</i>	1
<i>Characteristics:</i>	Downloadable
<i>Input Rules:</i>	Required user response unless responses on Special Eligibilities page set Temporary Method A flag to "Yes"; else error message, "You must select Yes or No to specify whether or not you are receiving assistance from General Assistance."
<i>Usage:</i>	If this value is Yes, the temporary BOG Eligibility A flag is set to Yes (see Appendix A), and the Confirmation page will include the following message: "You must provide documentation to the college that you currently receive General Assistance."
<i>Notes/Constraints:</i>	
<i>Online Display:</i>	Are you currently receiving monthly cash assistance for yourself or any dependents from: General assistance?
<i>Online Help:</i>	Select Yes if you are receiving General Assistance, otherwise select No.
<i>Values - Labels:</i>	Blank/null [ <i>internal default</i> ] 1 - Yes 0 - No

## Parents Receiving Assistance

<i>Data Name:</i>	parents_assistance
<i>Description:</i>	Whether income from either TANF/CalWorks or SSI/SSP is a primary source of income for the applicant's parents.
<i>Last Revision:</i>	March 21, 2006
<i>MIS Correlation:</i>	None
<i>Data Type/Format:</i>	Boolean
<i>Length:</i>	1
<i>Characteristics:</i>	Downloadable
<i>Input Rules:</i>	Required user response unless responses on Special Eligibilities page set Temporary Method A flag to "Yes"; else error message, "You must select Yes or No to specify whether or not your parent(s) are receiving TANF/CalWORKS or SSI/SSP as their primary source of income."
<i>Usage:</i>	If this value is Yes, the temporary BOG Eligibility A flag is set to Yes (see Appendix A), and the Confirmation page will include the following message: "You must provide documentation to the college that your parent(s) currently receive Temporary Assistance for Needy Families (TANF) or Supplemental Security Income (SSI) / State Supplementary Payment (SSP)."
<i>Notes/Constraints:</i>	Included on application only if the BOG Dependency Flag is D (Dependent).
<i>Online Display:</i>	Are your parent(s) receiving monthly cash assistance from TANF/ CalWORKS or SSI/SSP as a primary source of income?
<i>Online Help:</i>	None
<i>Values - Labels:</i>	Blank/null [internal default] 1 - Yes 0 - No

## Persons in Household – Dependent

<i>Data Name:</i>	dep_number_household
-------------------	----------------------



<i>Description:</i>	If applicant is dependent, how many persons in household?
<i>Last Revision:</i>	2017-2018 March 31, 2017
<i>MIS Correlation:</i>	None
<i>Data Type/Format:</i>	Integer
<i>Length:</i>	2
<i>Characteristics:</i>	Downloadable
<i>Input Rules:</i>	Required user response; else error message, "Dependent student: You must enter the number of persons in your parent(s)' household." Entry must be at least 2; else error message, "The number of persons in your parent(s)' household must be 2 or greater."
<i>Usage:</i>	Used in conjunction with Total Income – Dependent to determine Method B eligibility for BOG Fee Waiver.
<i>Notes/Constraints:</i>	Included on application only if the BOG Dependency Flag is D (Dependent).
<i>Online Display:</i>	How many persons are in your parent(s)' household? (Include yourself, your parent(s), and anyone who lives with your parent(s) and receives more than 50% of their support from your parents, now and through <end date> June 30, 2019.) {textbox}
<i>Online Help:</i>	Enter the number of persons who are in your household (Include yourself, your spouse/RDP, and anyone who lives with you and receives more than 50% of their support from you, now and through the date specified.
<i>Values - Labels:</i>	Blank/null [internal default] Integer from 2 to 99

### Persons in Household – Independent

<i>Data Name:</i>	ind_number_household
<i>Description:</i>	If applicant is independent, how many persons in household?
<i>Last Revision:</i>	2017-2018 March 31, 2017
<i>MIS Correlation:</i>	None

<i>Data Type/Format:</i>	Integer
<i>Length:</i>	2
<i>Characteristics:</i>	Downloadable
<i>Input Rules:</i>	Required user response; else error message, "Independent student: You must enter the number of persons in your household."  Entry must be consistent with responses regarding marriage/partnership and dependents on Personal Information Page; else, error message: "The number of persons in your household must be 2 or more based on your responses to the questions on the Dependency Status screen." or "The number of persons in your household must be 1 based on your responses to the questions on the Dependency Status screen."
<i>Usage:</i>	Used in conjunction with Total Income – Independent to determine Method B eligibility for BOG Fee Waiver.
<i>Notes/Constraints:</i>	Included on application only if the BOG Dependency Flag is I (Independent).
<i>Online Display:</i>	How many persons are in your household? (Include yourself, your spouse, and anyone who lives with you and receives more than 50% of their support from you, now and through <end_date>.) June 30, 2019 {textbox}
<i>Online Help:</i>	Enter the number of persons who are in your household (Include yourself, your spouse/RDP, and anyone who lives with you and receives more than 50% of their support from you, now and through the date specified.
<i>Values - Labels:</i>	Blank/null [internal default] Integer from 1 to 99

### Adjusted Gross Income – Dependent

<i>Data Name:</i>	dep_gross_income
<i>Description:</i>	If applicant is dependent, what is the adjusted gross income of parent(s) for year?
<i>Last Revision:</i>	2017-2018 March 31, 2017
<i>MIS Correlation:</i>	None
<i>Data Type/Format:</i>	Integer

<i>Length:</i>	10
<i>Characteristics:</i>	Downloadable
<i>Input Rules:</i>	Required user response; else error message, "Dependent student: You must enter the adjusted gross income."
<i>Usage:</i>	
<i>Notes/Constraints:</i>	Included on application only if the BOG Dependency Flag is D (Dependent).
<i>Online Display:</i>	a. Adjusted Gross Income (If 2016 U.S. Income Tax Return was filed, enter the amount from Form 1040, Line 37; Form 1040A, Line 21; or Form 1040EZ, Line 4.) \$ {textbox}.00
<i>Online Help:</i>	If you are a dependent enter the adjusted gross income of your parents/RDP If you are independent enter the adjusted gross income of yourself and spouse/rdp.
<i>Values - Labels:</i>	Blank/null <i>[internal default]</i>

### Adjusted Gross Income – Independent

<i>Data Name:</i>	ind_gross_income
<i>Description:</i>	If applicant is independent, what is adjusted gross income of applicant (and spouse) for 2016?
<i>Last Revision:</i>	2017-2018 March 31, 2017
<i>MIS Correlation:</i>	None
<i>Data Type/Format:</i>	Integer
<i>Length:</i>	10
<i>Characteristics:</i>	Downloadable

<i>Input Rules:</i>	Required user response; else error message, "Independent student: You must enter the adjusted gross income."
<i>Usage:</i>	Included on application only if the BOG Dependency Flag is I (Independent).
<i>Notes/Constraints:</i>	
<i>Online Display:</i>	<i>a. Adjusted Gross Income (If 2016 U.S. Income Tax Return was filed, enter the amount from Form 1040, Line 37; 1040A, Line 21; 1040EZ, Line 4). \$ {textbox}.00</i>  \$ {textbox}.00
<i>Online Help:</i>	If you are independent enter the adjusted gross income of yourself and spouse/rdp.
<i>Values - Labels:</i>	Blank/null [ <i>internal default</i> ]

### Other Income – Dependent

<i>Data Name:</i>	dep_other_income
<i>Description:</i>	If applicant is dependent, what is the other income of parent(s) for 2016?
<i>Last Revision:</i>	March 31, 2017
<i>MIS Correlation:</i>	None
<i>Data Type/Format:</i>	Integer
<i>Length:</i>	
<i>Characteristics:</i>	Downloadable
<i>Input Rules:</i>	Required user response; else error message, "Dependent student: You must enter the other income."
<i>Usage:</i>	
<i>Notes/Constraints:</i>	Included on application only if the BOG Dependency Flag is D (Dependent).

<i>Online Display:</i>	<b>b. All Other Income</b> (Include <b>ALL money</b> received in 2016 that is not included in line (a) above (such as Disability, child support, military living allowance, Workman's Compensation, untaxed pensions.) \$ {textbox}.00
<i>Online Help:</i>	If you are a dependent enter other income of your parents/RDP If you are independent enter other income of yourself and spouse/rdp.
<i>Values - Labels:</i>	Blank/null [ <i>internal default</i> ]

### Other Income – Independent

<i>Data Name:</i>	ind_other_income
<i>Description:</i>	If applicant is independent, what is other income of applicant (and spouse) for 2016?
<i>Last Revision:</i>	2017-2018 March 31, 2017
<i>MIS Correlation:</i>	None
<i>Data Type/Format:</i>	Integer
<i>Length:</i>	
<i>Characteristics:</i>	Downloadable
<i>Input Rules:</i>	Required user response; else error message, "Independent student: You must enter the other income."
<i>Usage:</i>	
<i>Notes/Constraints:</i>	Included on application only if the BOG Dependency Flag is I (Independent).
<i>Online Display:</i>	<b>b. All Other Income</b> (Include <b>ALL money</b> received in 2016 that is not included in line (a) above (such as Disability, child support, military living allowance, Workman's Compensation, untaxed pensions.) \$ {textbox}.00

<i>Online Help:</i>	If you are a dependent enter other income of your parents/RDP If you are independent enter other income of yourself and spouse/rdp.
<i>Values - Labels:</i>	Blank/null <i>[internal default]</i>

## Total Income – Dependent

<i>Data Name:</i>	dep_total_income
<i>Description:</i>	If applicant is dependent, what is the total income of parent(s) for year?
<i>Last Revision:</i>	2017-2018 March 31, 2017
<i>MIS Correlation:</i>	None
<i>Data Type/Format:</i>	Integer
<i>Length:</i>	
<i>Characteristics:</i>	Downloadable
<i>Input Rules:</i>	Required user response; else error message, "Dependent student: You must enter the total income."  Must be correct mathematical total of Adjusted Gross Income and Other Income. else error message, "Total income is invalid."
<i>Usage:</i>	Used in conjunction with Persons in Household – Dependent to determine Method B eligibility for BOG Fee Waiver.
<i>Notes/Constraints:</i>	Included on application only if the BOG Dependency Flag is D (Dependent).
<i>Online Display:</i>	<b>Total</b> income for 2016 (Sum of a. + b.): \$ {textbox}.00
<i>Online Help:</i>	None
<i>Values - Labels:</i>	Blank/null <i>[internal default]</i>

## Total Income – Independent

<i>Data Name:</i>	ind_total_income
<i>Description:</i>	If applicant is independent, what is total income of applicant (and spouse) for year?
<i>Last Revision:</i>	2017-2018 March 31, 2017
<i>MIS Correlation:</i>	None
<i>Data Type/Format:</i>	Integer
<i>Length:</i>	10
<i>Characteristics:</i>	Downloadable
<i>Input Rules:</i>	Required user response; else error message, "Independent student: You must enter the total income."  Must be correct mathematical total of Adjusted Gross Income and Other Income; else error message, "Total income is invalid."
<i>Usage:</i>	Used in conjunction with Persons in Household – Independent to determine Method B eligibility for BOG Fee Waiver.
<i>Notes/Constraints:</i>	Included on application only if the BOG Dependency Flag is I (Independent).
<i>Online Display:</i>	<b>Total</b> income for 2016 (Sum of a. + b.): \$ {textbox}.00
<i>Online Help:</i>	None
<i>Values - Labels:</i>	Blank/null [ <i>internal default</i> ]

## Method A Eligibility Flag

<i>Data Name:</i>	elig_method_a
<i>Description:</i>	Whether applicant is eligible for Promise Grant (BOG) fee waiver using method A.

<i>Last Revision:</i>	March 21, 2006
<i>MIS Correlation:</i>	None
<i>Data Type/Format:</i>	Boolean
<i>Length:</i>	1
<i>Characteristics:</i>	Temporary System-generated Hidden
<i>Input Rules:</i>	N/A
<i>Usage:</i>	Flags applicants who are eligible for waiver using Method A algorithm described in Appendix A. Flag is updated as each page is saved, and is used to determine whether certain responses are required or not, as well as in the determination of the BOG Eligibility Flag.
<i>Notes/Constraints:</i>	
<i>Online Display:</i>	None
<i>Online Help:</i>	None
<i>Values - Labels:</i>	Blank/null [internal default] Yes No

### Method B Eligibility Flag

<i>Data Name:</i>	elig_method_b
<i>Description:</i>	Whether applicant is eligible for Promise Grant (BOG) fee waiver using method B (income).
<i>Last Revision:</i>	2017-2018 March 31,2017
<i>MIS Correlation:</i>	None
<i>Data Type/Format:</i>	Boolean
<i>Length:</i>	1



<i>Characteristics:</i>	Temporary System-generated Hidden
<i>Input Rules:</i>	N/A
<i>Usage:</i>	Flags applicants who are eligible for waiver using Method B (income) algorithm described in Appendix A. Flag is used in the determination of the BOG Eligibility Flag.
<i>Notes/Constraints:</i>	
<i>Online Display:</i>	None
<i>Online Help:</i>	None
<i>Values - Labels:</i>	Blank/null [internal default] Yes No

### Method D Eligibility Flag

<i>Data Name:</i>	elig_method_d
<i>Description:</i>	Whether applicant is eligible for Promise Grant (BOG) fee waiver using method D (homeless youth Under 25).
<i>Last Revision:</i>	March 31, 2017
<i>MIS Correlation:</i>	None
<i>Data Type/Format:</i>	Boolean
<i>Length:</i>	1

<i>Characteristics:</i>	Temporary System-generated Hidden
<i>Input Rules:</i>	N/A
<i>Usage:</i>	Flags applicants who are eligible for waiver using Method D algorithm described in Appendix A. Flag is used in the determination of the BOG Eligibility Flag.  "Method D Flag and Algorithm" <i>If</i> <determined_homeless> = "Yes" <i>Then</i> elig_method_d = "Yes" <i>Else</i> elig_method_d = "No"
<i>Notes/Constraints:</i>	Added special BOG eligibility flag D for AB 801 Homeless Youth Under 25.
<i>Online Display:</i>	None
<i>Online Help:</i>	None
<i>Values - Labels:</i>	Blank/null [internal default] Yes No

## BOG Eligibility Flag

<i>Data Name:</i>	elig_bogfw
<i>Description:</i>	Whether applicant is eligible for Promise Grant (BOG) fee waiver, and method (A, B and/or D) that determined eligibility.
<i>Last Revision:</i>	March 31, 2017
<i>MIS Correlation:</i>	None
<i>Data Type/Format:</i>	Character(1)
<i>Length:</i>	1

<i>Characteristics:</i>	Downloadable System-generated Hidden
<i>Input Rules:</i>	N/A
<i>Usage:</i>	Flags applicants who are eligible for waiver based on algorithm described in Appendix A.
<i>Notes/Constraints:</i>	
<i>Online Display:</i>	None
<i>Online Help:</i>	None
<i>Values - Labels:</i>	Blank/null [internal default] A – Method A only B – Method B only D - Method D only M – Both Methods A and B N – Not eligible

### Confirmation – Parent/Guardian

<i>Data Name:</i>	confirmation_parent_guardian
<i>Description:</i>	Whether applicant’s parent or guardian confirms all information is true, etc.
<i>Last Revision:</i>	March 31, 2017
<i>MIS Correlation:</i>	None
<i>Data Type/Format:</i>	Boolean
<i>Length:</i>	1
<i>Characteristics:</i>	Downloadable

<i>Input Rules:</i>	Required user response; else error message, "Applicant's parent or legal guardian: You must agree to the confirmation statement."
<i>Usage:</i>	Serves as signature of applicant's parent/guardian attesting to the contents of the application.
<i>Notes/Constraints:</i>	Included on application only if the BOG Dependency Flag is D (Dependent).
<i>Online Display:</i>	<p><b>I, &lt;applicant name&gt;, agree to the following statement:</b></p> <p>Applications for dependent students must be signed by the parent or legal guardian as well as the applicant. Please have your parent or guardian sign below:</p> <p>{checkbox} <b>I, {textbox for name} , am the parent or legal guardian of &lt;applicant name&gt; and agree to the following statement:</b></p> <p>I hereby swear or affirm, under penalty of perjury, that all information on this form is true and complete to the best of my knowledge. <b>If asked by an authorized official, I agree to provide proof of this information, which may include a copy of my and my spouse's 2015 U.S. Income Tax Return.</b> I also realize that any false statement or failure to give proof when asked may be cause for the denial, reduction, withdrawal, and/or repayment of a fee waiver. I authorize release of information regarding this application between the college, the college district, and the Chancellor's Office of the California Community Colleges.</p> <p>Your information is protected by secure transmission and by the provisions of our privacy policy. {hyperlink}</p>
<i>Online Help:</i>	None
<i>Values - Labels:</i>	Blank/null <i>[internal default]</i> 1 - Yes 0 - No

## Parent/Guardian Name

<i>Data Name:</i>	parent_guardian_name
<i>Description:</i>	Name of dependent applicant's confirming parent or guardian.
<i>Last Revision:</i>	April 17, 2005
<i>MIS Correlation:</i>	None

<i>Data Type/Format:</i>	Character varying(60)
<i>Length:</i>	60
<i>Characteristics:</i>	Downloadable
<i>Input Rules:</i>	Required user response; else error message, "Applicant's parent or legal guardian: You must enter your name."
<i>Usage:</i>	
<i>Notes/Constraints:</i>	Included on application only if the BOG Dependency Flag is D (Dependent).
<i>Online Display:</i>	I, {textbox}, am the parent or legal guardian of <applicant name> and agree to the following statement: ...
<i>Online Help:</i>	None
<i>Values - Labels:</i>	Blank/null <i>[internal default]</i> Valid text string

## Financial Aid Acknowledgement

<i>Data Name:</i>	ack_fin_aid
<i>Description:</i>	The applicant acknowledges understanding the availability of financial aid.
<i>Last Revision:</i>	March 31, 2017
<i>MIS Correlation:</i>	None
<i>Data Type/Format:</i>	Boolean
<i>Length:</i>	1
<i>Characteristics:</i>	Downloadable
<i>Input Rules:</i>	Required user response; else error message, "You must acknowledge the financial aid options available."
<i>Usage:</i>	Serves as applicant signature attesting to the contents of the application.

<i>Notes/Constraints:</i>	
<i>Online Display:</i>	<p>{checkbox} By checking here, I, &lt;applicant name&gt;, acknowledge understanding that:</p> <p>Federal and state financial aid programs are available and may include aid in the form of grants, work study, and/or any available student loans. I am aware that I may apply for assistance for up to the total cost of my education including enrollment fees, books &amp; supplies, transportation, and room and board expense.</p> <p>I may apply for financial assistance if I am enrolled in an eligible program of study (certificate, associate degree, or transfer), and may receive aid if qualified, regardless of whether I am enrolled full-time or part-time.</p> <p>Financial aid program information and application assistance are available in the financial aid office at the college. The application is also available on-line.</p>
<i>Online Help:</i>	<p>Click this box to confirm that all information on the application is true and complete to the best of your knowledge.</p> <p>Click this box to confirm understanding of the following financial aid statements.</p>
<i>Values - Labels:</i>	<p>Blank/null [<i>internal default</i>]</p> <p>1 - Yes</p> <p>0 - No</p>

### Confirmation – Applicant

<i>Data Name:</i>	confirmation_applicant
<i>Description:</i>	Whether applicant confirms all information is true, etc.
<i>Last Revision:</i>	March 31, 2017
<i>MIS Correlation:</i>	None
<i>Data Type/Format:</i>	Boolean
<i>Length:</i>	1
<i>Characteristics:</i>	Downloadable

<i>Input Rules:</i>	Required user response; else error message, "You must agree to the confirmation statement."
<i>Usage:</i>	Serves as applicant signature attesting to the contents of the application.
<i>Notes/Constraints:</i>	
<i>Online Display:</i>	<p>{checkbox} I, &lt;applicant name&gt;, agree to the following statement:</p> <p>I hereby swear or affirm, under penalty of perjury, that all information on this form is true and complete to the best of my knowledge. <b>If asked by an authorized official, I agree to provide proof of this information, which may include a copy of my and my spouse/registered domestic partner and/or my parent's/registered domestic partner's 2016 U.S. Income Tax Return(s).</b> I also realize that any false statement or failure to give proof when asked may be cause for the denial, reduction, withdrawal, and/or repayment of my waiver. I authorize release of information regarding this application between the college, the college district, and the Chancellor's Office of the California Community Colleges.</p> <p>I, &lt;applicant name&gt;, acknowledge understanding that:</p> <ul style="list-style-type: none"> <li>▪ Federal and state financial aid programs are available to help with college costs (including enrollment fees, books &amp; supplies, transportation and room and board expenses). By completing the FAFSA or the California Dream Application, additional financial assistance may be available in the form of Cal Grants, Pell and other grants, work study and other aid.</li> <li>▪ I may apply for and receive financial assistance if I am enrolled, either full time or part time, in an eligible program of study (certificate, associate degree or transfer).</li> <li>▪ Financial aid program information and application assistance is available in the college financial aid office.</li> </ul> <p>Your information is protected by secure transmission and by the provisions of our <a href="#">privacy policy</a>.</p>
<i>Online Help:</i>	None

<i>Values - Labels:</i>	Blank/null [ <i>internal default</i> ] 1 - Yes 0 - No
-------------------------	---

## Pre-Determination of California Residency

<i>Data Name:</i>	determined_residentCA
<i>Description:</i>	Whether applicant has been determined a resident of California by Admissions/Registrar
<i>Last Revision:</i>	
<i>MIS Correlation:</i>	None
<i>Data Type/Format:</i>	Yes/No 1
<i>Length:</i>	1
<i>Characteristics:</i>	Downloadable
<i>Input Rules:</i>	Required user response; else error message, "You must select Yes or No to specify whether or not it's been determined that you are a California resident or not"
<i>Usage:</i>	
<i>Notes/Constraints:</i>	
<i>Online Text, Engl:</i>	{value - default Select One} Yes {drop down value - default Select One } No
<i>Online Text, Span:</i>	{value - default Select One} Sí {drop down value - default Select One } No
<i>Values - Labels:</i>	1 - Yes/Sí [ <i>internal default</i> ] 0 - No



## Pre-Determination of AB540 Eligibility

<i>Data Name:</i>	determined_AB540_eligible
<i>Description:</i>	Whether applicant has been determined to be AB540 eligible by Admission's or Registrar's Office.
<i>Last Revision:</i>	
<i>MIS Correlation:</i>	None
<i>Data Type/Format:</i>	Yes/No 1
<i>Length:</i>	1
<i>Characteristics:</i>	Downloadable
<i>Input Rules:</i>	Required user response; else error message, "You must select Yes or No to specify whether or not you have been previously determined to be AB540 eligible"  If determined_residentCA = 1 AND determined_AB540_eligible = 1 ; error message, "You must select No if the Admissions or Registrar's Office determined that you are a California resident."
<i>Usage:</i>	
<i>Notes/Constraints:</i>	
<i>Online Text, Engl:</i>	Has the Admissions or Registrar's Office determined that you are eligible for a non-resident tuition exemption as an AB 540 student? { value - default Select One } Yes { drop down value - default Select One } No
<i>Online Text, Span:</i>	{ drop down value - default Select One } Sí { drop down value - default Select One } No
<i>Values - Labels:</i>	1 - Yes/Sí [internal default] 0 – No

## Non-Resident Tuition Exemption Due to Immigration Status

<i>Data Name:</i>	determined_non-res_exempt
<i>Description:</i>	Whether applicant has been determined eligible for non-resident tuition exemption due to immigrant status.
<i>Last Revision:</i>	
<i>MIS Correlation:</i>	None
<i>Data Type/Format:</i>	Yes/No 1
<i>Length:</i>	1
<i>Characteristics:</i>	Downloadable
<i>Input Rules:</i>	<p>Required user response; else error message, "You must select Yes or No to specify whether or not you have been previously determined to be eligible for non-resident tuition exemption due to immigration status"</p> <p>If determined_residentCA = 1 AND determined_non-res_exempt = 1 ; error message, "You must select No if the Admissions or Registrar's Office determined that you are a California resident."</p>
<i>Usage:</i>	
<i>Notes/Constraints:</i>	
<i>Online Text, Engl:</i>	<p>Has the Admissions or Registrar's Office determined that you are eligible for a non-resident tuition exemption granted as a result of you residing in the United States with a "T" or "U" visa (immigration status under Section 1101(a)(15)(T)(i) or (ii), or Section 1101 (a)(15)(U)(i) or (ii), of Title 8 of the United States Code)? {Select One}</p> <p>Yes No</p>
<i>Values - Labels:</i>	<p>1 - Yes/Sí [internal default]</p> <p>0 – No</p>

## Pre-Determined Homeless by Financial Aid Office

<i>Data Name:</i>	determined_homeless
<i>Description:</i>	Whether applicant has been determined homeless by the college Financial Aid Office.
<i>MIS Correlation:</i>	None
<i>Data Type/Format:</i>	Yes/No 1
<i>Length:</i>	1
<i>Characteristics:</i>	Downloadable
<i>Input Rules:</i>	Required user response; else error message, "You must select Yes or No to specify whether or not the Financial Aid Office has verified that you have been without a residence in the last 24 months. If you have been homeless, check "Yes" and contact the Financial Aid Office to present verification."
<i>Notes/Constraints:</i>	Added to BOGFW application in 2017-2018 per AB 801.
<i>Online Text, Engl:</i>	<p>"Has the Financial Aid Office or the college homeless student liaison verified that you have been without a fixed, regular, and adequate residence in the last 24 months (homeless)? If you have been homeless but not verified, check "Yes" and contact the college Financial Aid Office."</p> <p><input type="checkbox"/> Yes <input type="checkbox"/> No</p>
<i>Values - Labels:</i>	<p>1 - Yes/Sí [internal default]</p> <p>0 - No</p>

## Submission Timestamp

<i>Data Element:</i>	tstmp_submit
<i>Description:</i>	Date and time that the application was submitted.
<i>Format, Length:</i>	Timestamp with time zone
<i>Values:</i>	

<i>Allows Null:</i>	No
<i>Default:</i>	None
<i>Usage:</i>	Displayed in 'mm/dd/yyyy hh:mm' format on Application Confirmation page and elsewhere.
<i>Notes:</i>	
<i>Xap Field:</i>	Application Date Submitted
<i>Revision Log:</i>	~~

## Creation Timestamp

<i>Data Element:</i>	tstmp_create
<i>Description:</i>	Date and time that the application was started.
<i>Format, Length:</i>	timestamp with time zone DEFAULT now()
<i>Values:</i>	
<i>Allows Null:</i>	No
<i>Default:</i>	None
<i>Usage:</i>	
<i>Notes:</i>	
<i>Revision Log:</i>	~~

## Update Timestamp

<i>Data Element:</i>	tstmp_update
<i>Description:</i>	Date and time that the application was resumed.
<i>Format, Length:</i>	timestamp with time zone
<i>Values:</i>	
<i>Allows Null:</i>	No
<i>Default:</i>	None
<i>Usage:</i>	

<i>Notes:</i>	
<i>Revision Log:</i>	~~

## Download Timestamp

<i>Data Element:</i>	tstmp_download
<i>Description:</i>	
<i>Format, Length:</i>	timestamp with time zone
<i>Values:</i>	
<i>Allows Null:</i>	
<i>Default:</i>	
<i>Usage:</i>	
<i>Notes:</i>	
<i>Revision Log:</i>	~~

## Last Page

<i>Data Element:</i>	last_page
<i>Description:</i>	RESERVED
<i>Format, Length:</i>	Varchar, 25
<i>Values:</i>	
<i>Allows Null:</i>	
<i>Default:</i>	
<i>Usage:</i>	
<i>Notes:</i>	NOT DOWNLOADABLE
<i>Revision Log:</i>	~~

## Cryptokeyid

<i>Data Name:</i>	cryptokeyid
-------------------	-------------

<i>Description:</i>	RESERVED
<i>Last Revision:</i>	
<i>Data Type/Format, Length:</i>	integer
<i>Error Checking:</i>	
<i>Storage/Usage:</i>	
<i>Notes/Constraints:</i>	NOT DOWNLOADABLE
<i>Prompt Text:</i>	
<i>Hover Help:</i>	
<i>Pop-Up Help:</i>	
<i>Values - Labels:</i>	

## Appendix A: BOGFW Flag Algorithms

---

### Dependency Status

The BOGFW Dependency Status (`dependency_status`) is set according to applicant responses indicating dependent or independent status. The field is used to determine whether the application will ask for financial information about the applicant or the applicant's parent(s).

*If* `living_with_parents = "yes"` *then* `dependency_status = "D"` (Dependent).

*If* `born_before_23_year = "yes"`

or `married_or_rdp = "yes"` or `us_veteran = "yes"` or `parents_deceased = "yes"` or `emancipated_minor = "yes"` or `legal_guardianship = "yes"` or `homeless_youth_school = "yes"` or `homeless_youth_hud = "yes"`

or `homeless_youth_other = "yes"`

*then* `dependency_status = "I"` (Independent);

*else if* `dependent_on_parent_taxes = 0` or `dependant_on_parent_taxes = 2`

and `living_with_parents = "no"`

*then* `dependency_status = "I"` (Independent);

*else* `dependency_status = "D"` (Dependent)

### Included/Excluded Questions

In many cases, whether a particular question will be asked depends on the setting of the Dependency Status. The algorithm for determining which questions will not be asked is given below. At download, data elements for unasked questions will be blank or null.

*If* `dependency_status = I` (Independent), **Do not ask:**

- Declared Dependent on Parent(s)' Taxes
- Living with Parent(s)
- Parent Receiving Assistance
- Persons in Household – Dependent
- Adjusted Gross Income, Other Income, Total Income – Dependent

- If `dependency_status = D` (Dependent),

Do not ask:

- Persons in Household – Independent
- Adjusted Gross Income, Other Income, Total Income – Independent

## Eligibility Flag

For computation of the final BOGFW Eligibility Flag, three temporary/transitory flags are used to track the outcomes of Method A, Method B, and Method D eligibilities separately and then to set the single final outcome for BOGFW Eligibility.

### Method A Flag and Algorithm

Method A eligibility determination is based on Yes/No answers to questions about receiving benefits and about special eligibility circumstances.

*If* `tanf_calworks = "yes"` or

`ssi_ssp = "yes"` or

`general_assistance = "yes"` or

`parents_assistance = "yes"` or

`cert_veteran_affairs = "yes"` or

`cert_national_guard = "yes"` or

`cert_medal_honor = "yes"` or

`elig_sept_11 = "yes"` or

`elig_police_fire = "yes"`

*then* `elig_method_a = "Yes";`

*else* `elig_method_a = "No"`



## Method B Flag, Algorithm, and Income Table

For Method B eligibility determination, an income table for the year of the Promise Grant (BOG) application is derived. (This table is internal, not displayed on the application form.) If the total income is over the cap for the number of persons in the household, the applicant is not eligible under Method B.

The **method\_b\_table** is an internally derived table using fields from the bogfw\_year table. The calculation is based on which year the applicant selects.

### California College Promise Grant Program - Part B 2020-2021 Income Standards\*

For the 2020-2021 application years, calculation of the maximum income is based on the table below.

Household size	Maximum Income for 2020-2021
1	
2	
3	
4	
5	
6	
7	
8	
<b>method_b_increment</b>	

\* These standards are based upon the federal poverty guidelines, as published each year by the US Department of Health and Human Services. Under Title 5 of the California Code of Regulations, the student or student's family must have a total income in the base year (in this case, 2017) that is equal to or less than 150% of the U.S. Department of Health and Human Services Poverty Guidelines based on family size.

The base year is defined as the income year used for the determination of an expected family contribution (EFC) for federal Title IV student financial aid unless professional judgement is exercised by a financial aid office to use the current year income. These income standards are for the 2019-2020 academic year and are to be used to determine California Promise Grant Part B eligibility EFFECTIVE July 1, 2019.

**BOGFW-B Income Table from Previous Years**

For the 2019-2020 application years, calculation of the maximum income is based on the table below.

<b>Household size</b>	<b>Maximum Income for 2019-2020</b>
1	\$18,210
2	\$24,690
3	\$31,170
4	\$37,650
5	\$44,130
6	\$50,610
7	\$57,090
8	\$63,570
<b>method_b_increment</b>	\$ 6,480

For the 2018-2019 application years, calculation of the maximum income is based on the table below.

<b>Household size</b>	<b>Maximum Income for 2018-2019</b>
1	\$18,090
2	\$24,360
3	\$30,630
4	\$36,900
5	\$43,170
6	\$49,440
7	\$55,710
8	\$61,980
<b>method_b_increment</b>	\$ 6,270

*If dependency\_status = "D" (Dependent),*

use dep\_number\_household for Household Size

and dep\_total\_income for <total\_income>

*If* BOG - Dependency = "1" (Independent)

use ind\_number\_household for Household Size

and ind\_total\_income for <total\_income>

*If* <total\_income> > Maximum Income for Household Size (from table)

then elig\_method\_b = "No";

else elig\_method\_b = "Yes" .

## Method D Flag and Algorithm

Method D eligibility determination is based on a Yes answer to the "determined homeless" question on the Application Year page. The question was added in 2017 in response to new legislation for homeless youth.

*If* <determined\_homeless> = "Yes"

*Then* elig\_method\_d = "Yes"

*Else* elig\_method\_d = "No"

## Computing the Final BOG Eligibility Flag

The algorithm for using the Method A Eligibility, Method B Eligibility, and Method D Eligibility Flags to compute the final BOG Eligibility Flag is as follows:

*If* applicant is found eligible for waiver by both Method A and Method B

- set elig\_bogfw = "M" (Multiple Methods);
- *else*, if found eligible by Method A only
- set elig\_bogfw = "A" (Method A only);
- *else*, if found eligible by Method B only
- set elig\_bogfw = "B" (Method B only)
- *else*, if found eligible by Method D only

- set elig\_bogfw = "D" (Method D only);
- *else* (Method A Eligibility = "No" and Method B Eligibility = "No" and Method D Eligibility = "No"),
- set elig\_bogfw = "N" (Not Eligible).

## Optional Responses

Whether responses to the questions appearing on the Eligibility Methods Page will be required or optional depends on the Temporary Eligibility A Flag. The algorithm for determining which questions will **not** require a response is shown below.

If any of the special eligibilities questions are Yes and Dependency Flag is D (Dependent),

*Do not require responses to:*

- Receiving TANF/CalWorks \*
- Receiving SSI/SSP \*
- Receiving General Assistance \*
- Parent Receiving Assistance \*
- Persons in Household – Dependent
- Adjusted Gross Income – Dependent
- Other Income – Dependent
- Total Income – Dependent

If any of the special eligibilities questions are Yes and Dependency Flag is I (Independent),

*Do not require responses to:*

- Receiving TANF/CalWorks \*
- Receiving SSI/SSP \*
- Receiving General Assistance \*
- Persons in Household – Independent
- Adjusted Gross Income – Independent
- Other Income – Independent
- Total Income – Independent

\* Responses are not required to these questions if responses on the Special Eligibilities Page set the temporary BOG Eligibility A flag to Yes.

## Appendix B: Account Data in the CC Promise Grant Application

---

Each submitted CC Promise Grant application includes data fields that are automatically populated from each student's OpenCCC Account. The table below displays the OpenCCC Account database columns and their corresponding columns that they populate in the CC Promise Grant table.

### Appendix B: Account Data in the CC Promise Grant Application

Data Item	Account Data Element	Application Data Element
CCCID	cccid	ccc_id
Date of Birth	birthdate	birthdate
Email Address	email	email
Legal Name: First	firstname	firstname
Legal Name: Last	lastname	lastname
Legal Name: Middle	middlename	middlename
Main Telephone	mainphone	mainphone
Main Telephone Extension	mainphone_ext	mainphone_ext
Permanent Address: No Address	no_perm_address_homeless	no_perm_address_homeless
Permanent Address: City	city	city
Permanent Address: Country	county	country
Permanent Address: Non-U.S. State/Province	nonusaprovince	province
Permanent Address: Postal Code	postalcode	postalcode
Permanent Address: State	state	state
Permanent Address: Street 1	streetaddress1	streetaddress1
Permanent Address: Street 2	streetaddress2	streetaddress2
Preferred Name: First	preferred_firstname	preferred_firstname
Preferred Name: Last	preferred_lastname	preferred_lastname
Preferred Name: Middle	preferred_middlename	preferred_middlename

Previous Name: First	previous_firstname	previous_firstname
Previous Name: Middle	previous_middlename	previous_middlename
Previous Name: Last	previous_lastname	previous_lastname
Social Security Number: Other Exception	ssn_exception	ssn_exception
Social Security Hash <i>(Internal Use Only)</i>	ssn_hash	ssn_hash
Social Security Number: None	ssn_no	ssn_no
Social Security Number/TIN	ssn	ssn
Social Security Number/TIN Type	ssn_type	ssn_type
Text Permission: Main Telephone	mainphone_auth_txt	mainphone_auth_text
Crypto key id: Internal System Field	cryptokeyid	cryptokeyid

## Appendix C: CC Promise Grant Application Downloadable Fields

Data Element (column)	Data Type	Length	Null	Down-loadable?	Glue?	Report Center?	Rules?	Notes?
ack_fin_aid	boolean			Yes	Yes	Yes	Yes	
app_id	bigint		No	Yes	Yes	Yes	No	
app_lang	string	2		Yes	Yes	Yes	Yes	
birthdate	date			Yes	Yes	Yes	Yes	
born_before_23_year	string	1		Yes	Yes	Yes	Yes	
campaign1	string	255		Yes	Yes	Yes	No	
campaign2	string	255		Yes	Yes	Yes	No	
campaign3	string	255		Yes	Yes	Yes	No	
ccc_id	string	8	No	Yes	Yes	Yes	Yes	
cert_national_guard	string	1		Yes	Yes	Yes	Yes	
cert_veteran_affairs	string	1		Yes	Yes	Yes	Yes	
city	string	50		Yes	Yes	Yes	Yes	
college_id	string	3		Yes	Yes	Yes	Yes	
college_name	string	50		Yes	Yes	Yes	Yes	
confirmation_applicant	boolean			Yes	Yes	Yes	Yes	
confirmation_number	String	25		Yes	Yes	Yes	Yes	
confirmation_parent_guardian	boolean			Yes	Yes	Yes	Yes	
country	string	2		Yes	Yes	Yes	Yes	
dep_gross_income	integer			Yes	Yes	Yes	Yes	
dep_number_household	integer			Yes	Yes	Yes	Yes	
dep_other_income	integer			Yes	Yes	Yes	Yes	
dep_total_income	integer			Yes	Yes	Yes	Yes	
dependency_status	string	1		Yes	Yes	Yes	Yes	



Data Element (column)	Data Type	Length	Null	Down-loadable?	Glue?	Report Center?	Rules?	Notes?
dependent_on_parent_taxes	string	1		Yes	Yes	Yes	Yes	
dependents	string	1		Yes	Yes	Yes	Yes	
determined_ab540_eligible	string	1		Yes	Yes	Yes	Yes	
determined_homeless	String	1		Yes	Yes	Yes	Yes	Added Mar 2017
determined_non_res_exempt	string	1		Yes	Yes	Yes	Yes	
determined_residentca	string	1		Yes	Yes	Yes	Yes	
elig_bogfw	String	1		Yes	Yes	Yes	Yes	
elig_medal_honor	string	1		Yes	Yes	Yes	Yes	
elig_method_a	boolean			Yes	Yes	Yes	Yes	
elig_method_b	boolean			Yes	Yes	Yes	Yes	
elig_method_d	boolean			Yes	Yes	Yes	Yes	3.31.17
elig_police_fire	string	1		Yes	Yes	Yes	Yes	
elig_sept_11	string	1		Yes	Yes	Yes	Yes	
email	String	50		Yes	Yes	Yes	Yes	
emancipated_minor	string	1		Yes	Yes	Yes	Yes	
firstname	string	50		Yes	Yes	Yes	Yes	
general_assistance	string	1		Yes	Yes	Yes	Yes	
homeless_youth_hud	string	1		Yes	Yes	Yes	Yes	
homeless_youth_other	string	1		Yes	Yes	Yes	Yes	
homeless_youth_school	string	1		Yes	Yes	Yes	Yes	
ind_gross_income	Integer			Yes	Yes	Yes	Yes	
ind_number_household	integer			Yes	Yes	Yes	Yes	
ind_other_income	integer			Yes	Yes	Yes	Yes	
ind_total_income	integer			Yes	Yes	Yes	Yes	
ip_address	string	15		Yes	Yes	No	No	

Data Element (column)	Data Type	Length	Null	Down-loadable?	Glue?	Report Center?	Rules?	Notes?
last_page	string	25		Yes	Yes	Yes	Yes	
lastname	string	50		Yes	Yes	Yes	Yes	
legal_guardianship	string	1		Yes	Yes	Yes	Yes	
living_with_parents	string	1		Yes	Yes	Yes	Yes	
mainphone	string	14		Yes	Yes	Yes	Yes	
mainphone_auth_text	boolean			Yes	Yes	Yes	Yes	
mainphone_ext	string	4		Yes	Yes	Yes	Yes	
marital_status	string	1		Yes	Yes	Yes	Yes	
married_or_rdp	string	1		Yes	Yes	Yes	Yes	
middlename	string	50		Yes	Yes	Yes	Yes	
no_mailing_address_homeless	boolean			Yes	Yes	Yes	Yes	3.31.17
no_perm_address_homeless	boolean			Yes	Yes	Yes	Yes	3.31.17
non_us_address	boolean			Yes	Yes	Yes	Yes	
parent_guardian_name	string	60		Yes	Yes	Yes	Yes	
parents_assistance	string	1		Yes	Yes	Yes	Yes	
parents_deceased	string	1		Yes	Yes	Yes	Yes	
postalcode	string	20		Yes	Yes	Yes	Yes	
preferred_firstname	string	50		Yes	Yes	Yes	Yes	
preferred_lastname	string	50		Yes	Yes	Yes	Yes	
preferred_middlename	string	50		Yes	Yes	Yes	Yes	
preferred_name	boolean			Yes	Yes	Yes	Yes	
otherfirstname	string	50					No	
othermiddlename	string	50					No	
otherlastname	string	50					No	
othername	string	50					No	

Data Element (column)	Data Type	Length	Null	Down-loadable?	Glue?	Report Center?	Rules?	Notes?
province	string	30		Yes	Yes	Yes	Yes	
reg_dom_partner	string	1		Yes	Yes	Yes	Yes	
ssi_ssp	string	1		Yes	Yes	Yes	Yes	
ssn	string			Yes	Yes	No	No	
ssn_exception	boolean			Yes	Yes	Yes	Yes	
ssn_hash	string			No	No	No	No	
ssn_last4	string	4		Yes	Yes		Yes	
ssn_no	boolean			Yes	Yes	Yes	Yes	
ssn_type	string	1		Yes	Yes	Yes	Yes	
state	string	2		Yes	Yes	Yes	Yes	
status	String	1		Yes	Yes	Yes	Yes	
streetaddress1	string	50		Yes	Yes	Yes	Yes	
streetaddress2	string	50		Yes	Yes	Yes	Yes	
student_college_id	string	20		Yes	Yes	Yes	Yes	
tanf_calworks	string	1		Yes	Yes	Yes	Yes	
term_code	string	5		Yes	Yes	Yes	Yes	
tstmp_create	date	tmstmp w/ time zone		Yes	Yes		Yes	
tstmp_download	date	tmstmp w/ time zone		Yes	Yes		Yes	
tstmp_submit	date	tmstmp w/ time zone		Yes	Yes		Yes	
tstmp_update	date	tmstmp w/ time zone		Yes	Yes		Yes	
us_veteran	string	1		Yes	Yes	Yes	Yes	
year_code	bigint			NO	Yes		Yes	Not downloadable
year_description	string	100		Yes	Yes	Yes	Yes	