



CALIFORNIA COMMUNITY COLLEGES

# **Download Client User Guide**

**V.2016.3**

Release 5.5

9/30/16

# Contents

<b>Download Client Overview .....</b>	<b>3</b>
<b>Unzipping, Installing, and Configuring the Download Client.....</b>	<b>5</b>
Download Client System Requirements .....	5
Download Client Installation Steps .....	6
Preparing to Download Applications: Configuring Your Job and Format Files.....	9
Running a Download Job .....	11
<b>Job File Configuration Details.....</b>	<b>12</b>
<b>Format Definitions File Configuration Details .....</b>	<b>15</b>
<b>Data Fields: CCCApply Standard Application .....</b>	<b>24</b>
<b>Data Map: CCCApply Standard Application to XAP Field Names.....</b>	<b>46</b>
<b>Data Fields: CCCApply International Application.....</b>	<b>54</b>
<b>Data Fields: BOG Fee Waiver Application .....</b>	<b>73</b>
<b>Data Fields: Supplemental Questions Responses.....</b>	<b>78</b>

## Download Client Overview

---

When a student submits a CCCApply (Standard or International) or BOG Fee Waiver application, their application responses are stored in the CCC Tech Center's submitted application database in two tables: `submitted_application` and `submitted_question_response` (for supplemental question responses). The `submitted_application` table contains the applicants' responses on their application and a number of fields from their user account at the time they submit.

The Download client is a platform-neutral, command-line tool you use to download all students' application data for all three applications to a local computer, allowing you to import it into your college's SIS. After you unzip the Download client, you will use a text or XML editor to set up a properties file and then edit two sample XML files (job and format definitions) that allow you to:

- configure which student application data to retrieve
- define the data format for the download file

The CCC Tech Center provides sample job and format definitions XML files for each application (Standard, BOG Fee Waiver, and International) as a part of the Download client package.

After configuring your properties and job and format definitions XML files you can run download jobs in your test environment and SIS to confirm the data is mapping and storing correctly in your SIS prior to downloading data from the production server. Download jobs can be set for both the application data and supplemental question responses.

### Working with XML

Although working with computer languages can be daunting, you don't need to be an expert to work with the Download client XML files, and you don't need any sophisticated tools. A simple text editor and a rudimentary understanding of XML hierarchy will be helpful.

If you are comfortable writing computer software, you can of course use the tools that best suit you. Otherwise, create your XML files using your operating system's built-in text editor. On Windows, the text editor is called Notepad, and on OS X, it is called TextEdit.



**Note:** These applications can work with file formats other than plain text. Be sure to save your files in plain text format.



**Important:** Do not use XML Notepad to edit your XML files. It adds a BOM (Byte Order Mark) to the file and will cause the download job to abnormally terminate and an error message may display indicating that the XML file contains a BOM.

If you run your download and get the BOM error, you can take one of the following actions to remove it:

- Copy and paste your XML content into a plain text editor or some other suitable tool to remove the extra characters (the BOM), such as Notepad. You can save the file as ANSI to remove the BOM.
- Switch to an XML editor that allows you to save the content and remove the BOM, such as one of the following:

- XML Copy Editor

To remove the BOM, click on options from the *Tools* menu and *de-select* "Save UTF byte order mark". Save your file.

- Notepad ++

To remove the BOM, select "Encode in UTF-8 without BOM" from the *Encoding* menu. Save your file.

# Unzipping, Installing, and Configuring the Download Client

---

The following steps outline a "quick-start" process for a first-time unzip and configuration of the Download client.

- Detailed information about the underlying database information, as well as detailed XML and schema information, follows this quick-start section. Links to more detailed information are provided and noted where necessary.
- If you have already installed and used the Download client, then you may want to skip some of these steps and/or go directly to the detailed information provided in the job and format file configuration and data field sections.

When your college first transitions to the CCCApply applications, you will be working with a CCC Tech Center Project Manager. The Project Manager will provide you a check list for your implementation. One of the implementation steps includes contacting CCC Tech Center Technical Support to get your Download client.

## Download Client System Requirements

---

- A Virtual Machine dedicated for the Download Client installation
- Java 7 or higher of either the Java Runtime Environment (JRE) or Java Development Kit (JDK)
- The latest Download Client version, available here (as a transfer-client.jar file):  
<https://cccnex.t.jira.com/wiki/display/PD/User+Guides>

The most recent Download Client version and one version back are officially supported for each major CCCApply release. If you experience issues downloading your application data after a major release, use the following steps to determine your Download Client version:

**1.** Type the following command at the `./transfer-client/` command prompt:

```
java -jar transfer-client.jar --version
```

- If you have Download Client V5.4.0 installed, this will display: `VERSION: 2016-03-08 12:35:19, 1.0-SNAPSHOT`
- If you have Download Client V5.3.0 installed, this will display: `VERSION: 2015-10-16 16:00:27, 1.0-SNAPSHOT 2`

**2.** If you have a Download Client version that is prior to V5.3.0, an error displays. You can upgrade to the latest Download Client version available here (transfer-client.jar file):

<https://cccnex.t.jira.com/wiki/display/PD/User+Guides>

- The steps that follow assume the 'java' and 'jar' commands are available from your PATH environment. The installers for both the JRE and JDK should install the Java runtime so that the various command-line tools, including 'java' and 'jar' are available in the system PATH.

## Download Client Installation Steps

If you already have installed the Download Client you can skip to: [Preparing to Download Applications: Configuring Your Job and Format Files](#) on page 7.


1. Contact CCC Tech Center Technical Support to get your Download client. The Technical Support representative will deliver the Download client zip file to you via Dropbox or some other means that they will indicate to you.
2. Once you receive the Download client zip file, download the file to your local computer and extract it into a local file directory of your choice.

Once you extract your Download client, it should look something like this, with the expanded files within the transfer-client root folder:



It is assumed that the FTT\_HOME environment variable indicates the fully-qualified path to this directory, e.g.


FTT\_HOME=c:\downloads\transfer-client


 **Note:** Refer to the following information for supported parameter key configuration in the ccctransfer.properties file prior to changing your keystore password in the next steps:

Key	Description	Required?	Default Value
-----	-------------	-----------	---------------

javax.net.ssl.keyStore	Specifies the Java Keystore that contains the certificate to validate your college to the CCC Transfer Server	Yes	FTT_HOME/conf/client.jks
javax.net.ssl.keyStorePassword	Specifies the password for the keystore that javax.net.ssl.keyStore indicates.	Yes	password

3. Change your college keystore password using the steps in this section. When you first receive the Download Client from the CCCTech Center, a certificate is created for your college that controls which MIS code(s) you can access for downloads. The default password for this initial certificate is “password.” The CCCTech Center recommends that you change this password using the following steps.

 **Note:** Though security is driven by the key and not from the password to load the keys, we still recommend you change your password to be unique. Perform these steps from the machine where the keystore is installed.

 **Note:** You only need to change your keystore one time for it take effect for all applications (both CCCApply applications (Standard and International) and the BOG Fee Waiver application).

- a. Navigate to the transfer-client\conf\ directory and create a backup of your current client.jks file.
- b. At a command prompt, navigate to the transfer-client\conf directory and locate your college key alias by entering the following command at a command prompt (press the Enter key after you type the command):

```
keytool -list -keystore client.jks
```

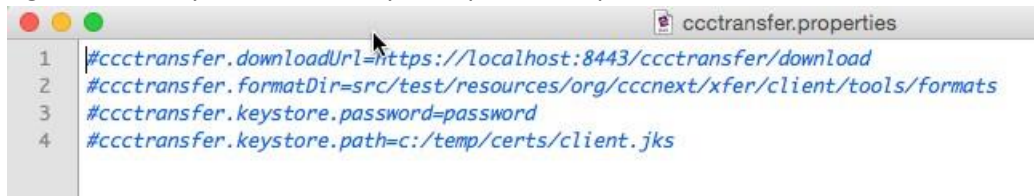
The output from running this command will be a list of keys contained in the keystore.

- c. Locate your college key alias by looking at the key name at the beginning of the entry of type "PrivateKeyEntry". The college key alias will usually be in the format of "xxx.edu" where xxx is your college's initials.
- d. Update your college keystore password by entering the following command at the command prompt from the transfer-client\conf directory (press the Enter key after you type the command):

```
keytool -storepasswd -keystore client.jks
```
- e. When prompted to enter your current keystore password, enter your current password (the password = password for all first-time Download Clients). You'll be prompted to enter your new keystore password, and then prompted to re-enter the new keystone password (press the Enter key after each entry).
- f. Update your college key password to match the keystore password you just set in step 3e above by entering the following command at the command prompt from the transfer-client\conf directory (press the Enter key after you type the command):

```
keytool -keypasswd -alias <key_alias> -keystore client.jks
```
- g. When prompted to enter your current keystore password, enter they keystore password you set in step 3e, above.

- h. Enter the same password as in step 3e when prompted to enter and re-enter your new key password.
- i. Open the `conf/ccctransfer.properties` file and edit the `ccctransfer.keystore.password` value to have your new password instead of the old one (`password`). That is, edit the word `password` after the `=` sign in this entry: `ccctransfer.keystore.password=password`



```

1 #ccctransfer.downloadUrl=https://localhost:8443/ccctransfer/download
2 #ccctransfer.formatDir=src/test/resources/org/cccnex/xfer/client/tools/formats
3 #ccctransfer.keystore.password=password
4 #ccctransfer.keystore.path=c:/temp/certs/client.jks

```

- j. Save and close the `conf/ccctransfer.properties` file. You have now updated your college keystore password for all applications (CCCAppl Standard and International, and BOG Fee Waiver).
- k. Test the new keystore by entering the following command at the command prompt for each application.

To test the new keystore for your Pilot server, enter the following command at the command prompt:

- For the CCCAppl application:
  - `java -jar transfer-client.jar -test https://pilot.admin.openccc.net:8443/ccctransfer/debug`
- For the BOG Fee Waiver application:
  - `java -jar transfer-client.jar -test https://pilot.admin.openccc.net:8443/ccctransferbog/debug`
- For the International application (coming soon):
  - `java -jar transfer-client.jar -test https://pilot.admin.openccc.net:8443/ccctransferintl/debug`

Confirm that no errors are printed.

To test the new keystone for your Production server, enter the following command at the command prompt:

- For the CCCAppl application:
  - `java -jar transfer-client.jar -test https://admin.openccc.net/ccctransfer/debug`
- For the BOG Fee Waiver application:
  - `java -jar transfer-client.jar -test https://admin.openccc.net:8443/ccctransferbog/debug`
- For the International application (coming soon):
  - `java -jar transfer-client.jar -test https://admin.openccc.net:8443/ccctransferintl/debug`


Confirm that no errors are printed.



## Preparing to Download Applications: Configuring Your Job and Format Files


After installing the Download Client, you will need to configure the job and format XML files to configure which application data you want to download.

1. You will have sample job and format definition XML files included in your package. These files will usually include the application name in the file name (i.e. SampleBogJob1.xml in the image above is a sample job file for the BOG application).

 **Note:** It is also wise to check the CCC Tech Center Public Documentation pages for the latest updates to Download client files including the job and format definition XML files.

<https://cccnex.tjira.com/wiki/display/PD/User+Guides>

2. Using a text or XML editor, open the sample job XML file for the application for which you plan to download student application data.

 **Note:** If this is your initial download, then you will likely be preparing to download the CCCApply Standard application since it is required you go live on that application prior to the BOG or International applications.




```

1 <!--
2  replace url with server download url
3  replace my_mis_codes with a comma delimited list of your authorized mis codes
4  -->
5 <job url="https://pilot.admin.openccc.net:8443/ccctransfer" misCode="" xmlns="http://xmlns.cccnext.org/xfer
6
7  <!-- change the directory attribute with the directory name you want your download files to be saved -->
8  <file directory="downloads"
9    formatId="ccInst" prefix="mycollege" suffix=".txt" />
10
11  <file directory="downloads"
12    formatId="ccInst" prefix="mycollege-inst" suffix=".txt" />
13
14 </job>

```

3. Ensure that the job element's misCode attribute includes your college's three-digit MIS code. The job element's URL attribute points to the Pilot database environment in the above image.
4. Update the file element's directory attribute by replacing the "downloads" in the above example to be the name of the directory on your local computer where you want the download file to be saved.
5. Update the *formatId* attribute by replacing the cclnst in the above example to be the same name of the *formatId* in the format definitions file.

 **Note:** See the screen shot above and below for an illustration of this step. When you run the Download Client job, all format XML files in the formats directory are "opened" and scanned for the id that matches the formatId in the job XML file. When the matching id is found, that determines which format is applied to the downloaded data.

6. Update the prefix and suffix attributes by replacing the "mycollege-inst" and ".txt" values with the file name prefix for your choice and the file-type extension of your choice (i.e. .csv, .txt, etc.).

7. Save the job file by using Save As, and rename the file to the name of your choice. It's best practice to include the application name in the file name. (e.g. StandardJob.xml for the CCCApply Standard application.)
8. Using a text or XML editor, open the format definitions XML file for the application for which you plan to download student application data.



**Note:** In the example below, the formatDefinition id attribute is highlighted. This value must match exactly the formatId attribute in the associated job XML file (see the image, above). Your format file can include more than one formatDefinition defined within it as long as each has a unique id attribute value. Changing that corresponding id in the Download Client job file is what determines which format is used for any particular download job.

9. Edit the XML elements and attributes in the format definitions XML file to include the specific database fields that you want to download into your college's SIS. Use the following items to assist you in editing and validating this XML file:

- the XML schema file for the format definitions file

- the Data Fields for each of the student applications (CCCAppl Standard and International, and BOG Fee Waiver)
- the Data Dictionaries for each of the student applications

**10.** When you are done creating and validating the format definitions XML file, save the file by using Save As, and rename the file to the name of your choice. It's best practice to include the application name in the file name. (e.g. StandardFormat.xml for the CCCAppl Standard application.)



**Note:** Your format file must always be stored in the formats directory of the Download Client files in order for it to be processed.

## Running a Download Job

After installing the Download client and configuring your job and format XML files, use the following steps to run a job to download your college's student applications (in order to import them into your college's SIS).

```

mycollege-150313-160632.txt
1 999-2015-Bain-Tyler-... 1-0-10-0-0-10-False-Y-X-500102-AA0007
2 999-2015-Bain-Tyler-... -A2-85204-W-S-0-0-0-1-73000-0-73000-False-Y-X-10000-AA0007
3 999-2015-Bain-Tyler-... 1-0-0-0-0-1-65-185-230-False-Y-X-500105-AA0007
4 999-2015-Bain-Tyler-... -A2-85204-W-S-0-0-0-1-73000-0-73000-False-Y-X-10007-AA0007
5 999-2015-Bain-Tyler-... -A2-85204-W-S-0-0-0-1-73000-0-73000-False-Y-X-10000-AA0007
6 999-2015-Bain-Tyler-... 1-0-0-0-0-1-0-500-0-200-0-700-False-Y-X-500133-AA0007
7 999-Bain-Tyler-Andr... 1-0-0-0-0-1-0-50125-0-600-0-50725-False-Y-X-500093-AA0007
8 999-2015-Bain-Tyler-... 1-0-0-0-0-1-50500-225-50735-False-Y-X-500094-AA0007
9 999-2015-Bain-Tyler-... bertila-23000-0-S-0-0-0-1-0-13-0-1-10-False-Y-X-10104-AA0007
10 999-2015-Bain-Tyler-... bert-42-85295-W-S-0-0-0-1-12332-0-12332-False-Y-X-10105-AA0007
11 999-2015-Bain-Tyler-... -4545-0-S-0-0-0-1-13-4-17-False-Y-X-10002-AA0007
12 999-2015-Bain-Tyler-... -A2-85295-W-S-0-0-0-1-30000-2000-32000-False-Y-X-10253-AA0007

```

1. Open a command prompt (Start Menu -> type command for Windows) or open your Terminal window (Mac/ \*nix).
2. At the command, navigate to the directory where your job and format definitions XML files are located and then type the following command:
  - For Windows:

```
download.bat jobs\StandardJob.xml
```
  - For Mac/\*nix:

```
./download.sh jobs/StandardJob.xml
```
3. Press your enter key and the download file will run.
4. You can navigate to the downloaded file and open it in a text editor to see the downloaded data (remember that you set the directory for the download file to be saved to in the job XML file's file element directory attribute, in step 9, above). The data for all student applications that have not previously been downloaded appears in a single row, per student as in the image below.
5. Follow the data import steps for your college's SIS to import the download file data. It is highly recommended you perform this for a test SIS database to ensure the downloaded data imports into your SIS correctly.

**Tip:** You can set up a cron job to automate your application data downloads to occur on a regular

basis.

## Job File Configuration Details

---

The job file contains information about what student applications to download and what directories to use for the output file. A job file is created for each download job. When a job is set up in the college's scheduler, the job file name is passed as a parameter to the job.

### The Job File

The job file controls the high-level aspects of the download, such as the server from which to retrieve the data. It also allows you to specify multiple downloads that may retrieve different datasets or present the data in different formats.

### The Format Definitions File

The format definitions file allows you to select the specific fields you want to retrieve from the student applications and control the format of the data that the Download client delivers to you.

### Sample Job file

Attribute Name	Description	Function
url	Specify the server URL for the system from which you want to download (see list below).	This allows you to create different jobs to download from different environments. Choose the URL for the environment you want to download, from the table below.

misCode	Specify the MIS code(s) for the college.	The college can only download applications for which they are authorized.
---------	--	---

### Sample 1 – Standard download job for all three Contra Costa Colleges

```
<job url="https://admin.openccc.net:8443/ccctransfer"
misCode="311,312,313" xmlns="http://xmlns.cccnext.org/xfer">
  <file directory="c:/temp" formatId="ccMainV1" prefix="contracosta"
suffix=".txt" />
  <file directory="c:/temp" formatId="ccInstV1" prefix="contracosta"
suffix=".txt" /> </job>
```

## Filter Elements

Any given job has the basic constraint that only applications for the specified MIS codes can be retrieved. An optional filter is allowed to further restrict which student application data gets downloaded for a given job. With no filter specified, only data for "new" student applications for that MIS code are retrieved. An application is considered new if it has not previously been downloaded by the Download client.

## <job> element

The job is the root element for all download definitions.


### Attributes

## Environments for the URL Attribute

App Type/Environment	URL
Standard Application Pilot	https://pilot.admin.openccc.net:8443/ccctransfer
Standard Production	https://admin.openccc.net:8443/ccctransfer
BOG Pilot	https://pilot.admin.openccc.net:8443/ccctransferbog
BOG Production	https://admin.openccc.net:8443/ccctransferbog
International Pilot	https://pilot.admin.openccc.net:8443/ccctransferintl
International Production	https://admin.openccc.net:8443/ccctransferintl

## <file> element

The file element specifies the directory to create the download file, how the file name is formatted and which format definition to use.

 **Note:** For Datatel colleges who have two definitions (one for main and one for Institutions attended), specifying the same prefix and suffix will put the output into a single file. If you want the output in two files, use a different prefix name parameter. The example above outputs to one file.

```
<file directory="/somedir/downloads" prefix="main" suffix=".txt" formatId="fixedMain1" />
```

Attribute Name	Description	Conditions
directory	The directory the download file will be created in.	The directory must exist.
prefix	The prefix of the download file.	
suffix	The suffix of the download file.	i.e. .txt or .csv
formatId	The format id to use.	The format id must exist in a formatdefinitions.xml file, specified by the <i>id</i> attribute. <b>Note:</b> A format definition file can contain more than one id attribute as in the sample below. However, format id's are intended to be unique. If you have the same id in more than one format definition file, the job will use the first one found in the formats folder. Also, more than one job file can point to the same format file (e.g. – you can set up job files for beta and production that point to the same format file.)
os	Defines the type of carriage return or line feed character.	os="windows" (Uses CR/LF) os="unix" (Uses LF) If os is omitted, it uses "windows" as the default.

## Full File Name

Besides the prefix and suffix, the date and time are also included in the file name. Based on this example: `<file directory="/somedir/downloads" prefix="main" suffix=".txt" formatId="fixedMain1" />` If the transfer job ran on Feb 6 2014, the file name would be `/somedir/downloads/main-140206-081228.txt` where "140206" represents the date and "081228" represents the run time of the job.

## Format Definitions File Configuration Details

---

The format definitions file is an XML file used to define student application data download format:

- Which fields to include
- How each field is formatted
- Type of file (fixed or delimited)
- id (must match the associated job file's formatID).

The example sample format definitions file below can be used in conjunction with clicking the links in the navigation panel to the left to find the data fields for:

- Standard application data fields
- BOG Fee Waiver data fields
- International application data fields
- Supplemental Questions answers



### Note:

You must always include the `ccc_id` field in your format definitions XML file for download jobs and include it as the data your store in your SIS. The California Community College Chancellor's office requires that each unique student ID be included in your MIS reporting data.

### Sample format definition file

```
<?xml version="1.0" encoding="UTF-8"?>
<formatDefinitions xmlns="http://xmlns.cccnext.org/xfer">
  <formatDefinition outputFormat="fixed" id="ccInstV1"
    stripDiacritics="true">
    <fieldList>
      <field name="ccc_id" len="8"/>
      <field name="hs_name" len="57"/>
      <whitespace len="4" comment="SCHOOL TYPE"/>
      <whitespace len="10" comment="HS START DATE"/>
      <whitespace len="10" comment="HS END DATE"/>
      <whitespace len="10" comment="PERSON ID"/>
      <field name="lastname" len="30"/>
      <field name="confirmation" len="40"/>
      <field name="ssn" len="9" comment="#####"/>
      <field name="hs_cds" len="15"/>
      <field name="hs_edu_level" len="1"/>
      <field name="hs_comp_date" len="10">
        <dateFormatter pattern="MM/dd/yyyy"/>
      </field>
      <field name="tstamp_submit" len="20">
        <dateFormatter pattern="yyyy-MM-dd HH:mm:ss z"
          timezone="US/
Pacific"/>
      </field>
    </fieldList>
  </formatDefinition>
</formatDefinitions>
```

```

</field>
<whitespace len="2" comment="RECORD BREAK"/>
<field name="col1_name" len="57"/>
<whitespace len="4" comment="SCHOOL TYPE"/>
<field name="col1_start_date" len="10">
  <dateFormatter pattern="MM/dd/yyyy"/>
</field>
<field name="col1_end_date" len="10">
  <dateFormatter pattern="MM/dd/yyyy"/>
</field>
<whitespace len="10" comment="PERSON ID"/>
<field name="lastname" len="30"/>
<field name="confirmation" len="40"/>
<field name="ssn" len="9" comment="#####"/>
<field name="col1_cds" len="15"/>
<field name="col1_degree_obtained" len="1"/>
<field name="col1_degree_date" len="10">
  <dateFormatter pattern="MM/dd/yyyy"/>
</field>
<whitespace len="2" comment="RECORD BREAK"/>
<field name="col2_name" len="57"/>
<whitespace len="4" comment="SCHOOL TYPE"/>
<field name="col2_start_date" len="10">
  <dateFormatter pattern="MM/dd/yyyy"/>
</field>
<field name="col2_end_date" len="10">
  <dateFormatter pattern="MM/dd/yyyy"/>
</field>
<whitespace len="10" comment="PERSON ID"/>
<field name="lastname" len="30"/>
<field name="confirmation" len="40"/>
<field name="ssn" len="11">
  <ssnFormatter removeDashes="false"/>
</field>
<field name="col2_cds" len="15"/>
<field name="col2_degree_obtained" len="1"/>
<field name="col2_degree_date" len="10">
  <dateFormatter pattern="MM/dd/yyyy"/>
</field>
  <whitespace len="2" comment="RECORD BREAK"/>
</fieldList>
</formatDefinition>
</formatDefinitions>


```

### formatDefinition Element

Fields in the download file appear in the order they are defined in the format definitions XML file.



## Attributes

Attribute Name	Value
outputFormat	Set the value to fixed or delimited.
Delimiter	<p>For delimited files, specify the delimiter. The default is comma (",") if unspecified. Examples of delimited file:</p> <p>outputFormat="delimited" delimiter=" " (pipe is the delimiter).</p> <p> <b>Note:</b> You can use multiple characters as a delimiter, if desired.</p> <p>outputFormat="delimited" delimiter="&amp;#009;" (tab is the delimiter; the &amp;#009; delimiter value results in tab delimited output)</p>
applicationType	Specifies which type of applications you are downloading (Standard, BOG Fee Waiver, or International). If not specified, it will default to Standard applications. For BOG, applicationType="bogfw". For International, applicationType="intl".
stripDiacritics	The stripDiacritics attribute will convert certain diacritic (non-English or foreign) characters to standard
Attribute Name	Value
	ascii characters. If omitted, the data will be sent as originally entered in the application. To convert diacritic characters, add stripDiacritics="true". Important note: If you use this attribute, be sure to test thoroughly before using it in production so you know you are getting the results you expect.

## Child Elements

### <fieldList>

The fieldList contains a list of field definitions.

### <field>

The field element defines how an individual field is formatted. The element value is the name of the field in the submitted\_application table (see the Download Data section, below).

```
<field len="10" name="app_id" /> Attributes
```

Attribute Name	Description	Restrictions
len	The fixed width of the field.	Only applicable in the fixed format.

name	The name of the field (from the application's Data Dictionary) to output	
------	--	--

### <whitespace>

The whitespace element is only used in fixed format definitions when you want to insert fixed width spaces in between two fields.

```
<whitespace len="3" />
```

Attribute Name	Description
len	The fixed width of the whitespace.

### <constant>

The constant element is used to insert a constant string value into the file. If you specify the len attribute, it will right pad the text with spaces if the len is greater than the length of the text. If you do not specify len, it will not add any padding.

```
<constant len="30">College one starts here</constant>
```

Attribute Name	Description
len	If specified, it will right pad the text with spaces if the len is greater than the length of the text. If omitted, it will not add any padding.

### <newline>

The newline causes a carriage return (line feed). The newline element is aware of the operating system. For Windows it will add CR & LF. For Unix it will just add LF. <newline />

### <byAppId>

The byAppId element allows you to specify a single application for download when you provide a specific app\_id value.


```
<byAppId app_id = '16197' />
```

### <dateFormatter>

A date formatter allows customization of how date/time values can be formatted using a pattern string. Example pattern strings are: MM/dd/yyyy, yyyy-MM-dd, etc.

```
<field name="tstamp_submit" len="20">
  <dateFormatter pattern="yyyy-MM-dd HH:mm:ss z"
  timezone="US/Pacific"/>
```

&lt;/field&gt;


Attribute Name	Description
pattern	A pattern string that is compatible with the Java programming language SimpleDateFormat.
timezone	<p>A time zone attribute that allows you to specify the time zone for downloaded dates. The timezone attribute value can be any of the values supported in the java.util.Timezone class (note that "US/Pacific" will work and be applicable for all California Community Colleges.</p> <p>If no time zone is specified, the downloaded time zone defaults to Coordinated Universal Time (UTC) as measured from Pacific Standard Time Zone. That is:</p> <ul style="list-style-type: none"> <li>• UTC is eight hours ahead of local time when NOT in daylight savings time</li> <li>• UTC is seven hours ahead of local time when IN daylight savings time</li> </ul> <p> <b>Note:</b> Daylight savings time takes effect from the second Sunday of March through the first Sunday of November.</p> <p>For example, an application submitted to a California Community College at 3:30 pm/15:30:00 on November 15 will appear as 23:30:00 in the downloaded data--an eight hour time difference--if no timezone attribute is applied to the dateFormatter for timestamp fields.</p> <p>An application submitted to a California Community College at 3:30 pm/15:30:00 on April 15, 2016 will appear as 22:30:00 in the downloaded data--a seven hour time difference--if no timezone attribute is applied to the dateFormatter for timestamp fields. The time is seven hours different than the actual application submit time due to Daylight Savings time.</p>

**<booleanFormatter>**

The booleanFormatter allows you to configure what text displays/downloads for boolean-date type fields with true, false, and null values.

```
<booleanFormatter trueValue="1" falseValue="0" nullValue="?" />
```

Attribute Name	Description
trueValue	Specifies the text to output in the field if the underlying value is true
falseValue	Specifies the text to output in the field if the underlying value is false

nullValue	<p>The optional nullValue allows you to specify the output if the underlying value is null (i.e. replace the in nullValue="?" to be the value you want to display for underlying values that are null)</p> <p> <b>Note:</b> If the nullValue attribute is not defined, then any fields with null values will default to display the falseValue attribute in your download data. If neither the nullValue nor the falseValue attributes are defined, then a null value downloads as a string of "false."</p>
-----------	--

## <ssnFormatter>

The ssnFormatter applies formatting to social security numbers to include or remove dashes.


```
<field name="ssn" len="9">
  <ssnFormatter />
</field>

<field name="ssn" len="11">
  <ssnFormatter removeDashes="false" />
</field>
```

Attribute Name	Description
name	Name of the input field.
len	Specifies the length of the output field
removeDashes	If removeDashes="false", len should be 11. This will format an SSN field with dashes.

## <simpleMapper>

The simpleMapper formatter provides a way to make simple translations of data.

 **Note:** The simpleMapper only works for string data types (i.e. it does NOT work with smallint, boolean, etc.).

```
<field len="2" name="res_status">
<simpleMapper>
  <unmatched>D4</unmatched>
  <map>
    <from>1</from>
    <to>A1</to>
  </map>
  <map>
    <from>2</from>
    <to>B2</to>
  </map>
</map>
```

```

    <from>3</from>
    <to>C3</to>
  </map>
</simpleMapper>
</field>

```

The following example translates the res\_status field as follows:

Database Field Value	Download File Value
1	A1
2	B2
3	C3
Other value	D4

Here are the attribute definitions:


Attribute Name	Description
len	Specifies the length of the output (<to>) field (fixed format only).
name	Name of the input field.
unmatched	Value to use if actual data does not match any of the from values If unmatched element is not specified, the actual data value will be used

## <stringFormatter>

The stringFormatter allows you to configure text field values to display/download as all upper-case or lower-case letters and what text displays/downloads for text fields with null values.

```
<stringFormatter caseConversion="lowercase" nullValue="[null]"/>
```

Attribute Name	Description
caseConversion	The optional caseConversion attribute specifies the text string to output as all lower-case or all upper-case letters: caseConversion="lowercase" caseConversion="uppercase"

nullValue	The optional nullValue attribute allows you to specify the output if the text string value is null:  nullValue="null" (to download the value null if the underlying field value is null)  nullValue="X" (to download the value X if the underlying field value is null)
<b>Attribute Name</b>	<b>Description</b>
	 <b>Note:</b> If the nullValue attribute is not defined, then any text-type fields with null values will default to display/download an empty string: " ".

### <phoneFormatter>

The phoneFormatter is used to format phone numbers.

```
<field len="15" name="mainphone">
<phoneFormatter pattern="(999) 999-9999"/>
</field>
```

Attribute Name	Description
len	Specifies the length of the output field
pattern	See following table for sample patterns
name	Name of the input field

Here are some sample patterns:

Database Field Value	Pattern	Download Field Result
530-332-2233	9999999999	5303322233
530-332-2233	9999999	3322233
530-332-2233	(999) 999-9999	(530) 332-2233
5303322233	(999) 999-9999	(530) 332-2233

### <numberFormatter>

The numberFormatter can be used for applying a variety of formats to numbers.

Example for applying a format for currency:

```
<field name="dep_other_income" len="20">
<numberFormatter format="%,d.00"/>
</field>
```

Attribute Name		Description
name		Name of the input field
len		Specifies the length of the output field
format		See the following table for sample formats
Database Field Value	Format	Download Field Result
25000	"\$%,d.00"	\$25,000.00
25000	"%,d.00"	25,000.00



**Note:** To view more format value examples, see:

<http://docs.oracle.com/javase/7/docs/api/java/util/Formatter.html#syntax>

## Data Fields: CCCApply Standard Application

The table below includes all the columns/fields you can download to your college SIS for the CCCApply Standard application. Refer to the CCCApply Data Dictionary for detailed field definitions.

Data Element (column)	Data Type	Length	Allows Null	Downloadable?	In Report Center?	Rules Available?	Notes
academic_counseling	boolean			Yes	Yes	Yes	
ack_fin_aid	boolean			Yes	Yes	Yes	
address_same	boolean			Yes	Yes	Yes	
address_validation	character	1		Yes	No	No	
adm_ineligible	smallint			Yes	Yes	Yes	
alien_reg_expire_date	date			Yes	Yes	Yes	
alien_reg_issue_date	date			Yes	Yes	Yes	
alien_reg_no_expire	boolean			Yes	Yes	Yes	
alien_reg_number	character varying	20		Yes	Yes	Yes	
app_id	bigint		NOT NULL	Yes	Yes	No	
app_lang	character	2		Yes	Yes	Yes	
athletic_intercollegiate	boolean			Yes	Yes	Yes	
athletic_intramural	boolean			Yes	Yes	Yes	
athletic_not_interested	boolean			Yes	Yes	Yes	
basic_skills	boolean			Yes	Yes	Yes	
birthdate	date			Yes	Yes	Yes	from OpenCCC Account



ca_college_employee	boolean			Yes	Yes	Yes	
ca_date_current	date			Yes	Yes	Yes	
ca_foster_youth	boolean			Yes	Yes	Yes	
ca_not_arrived	boolean			Yes	Yes	Yes	
ca_outside_college	boolean			Yes	Yes	Yes	
ca_outside_college_year	date			Yes	Yes	Yes	
ca_outside_lawsuit	boolean			Yes	Yes	Yes	
ca_outside_lawsuit_year	date			Yes	Yes	Yes	
ca_outside_tax	boolean			Yes	Yes	Yes	
ca_outside_tax_year	date			Yes	Yes	Yes	
ca_outside_voted	boolean			Yes	Yes	Yes	
ca_outside_voted_year	date			Yes	Yes	Yes	
ca_res_2_years	boolean			Yes	Yes	Yes	
ca_school_employee	boolean			Yes	Yes	Yes	
ca_seasonal_ag	boolean			Yes	Yes	Yes	
cahs_3year	boolean			Yes	Yes	Yes	
cahs_graduated	boolean			Yes	Yes	Yes	
calworks	boolean			Yes	Yes	Yes	
campaign1	character varying	255		Yes	Yes	No	
campaign2	character varying	255		Yes	Yes	No	
campaign3	character varying	255		Yes	Yes	No	
career_planning	boolean			Yes	Yes	Yes	

ccc_id	character varying	8	NOT NULL	Yes	Yes	Yes	from OpenCCC Account
child_care	boolean			Yes	Yes	Yes	
citizenship_status	character	1	NOT NULL	Yes	Yes	Yes	
city	character varying	50		Yes	Yes	Yes	
coenroll_confirm	boolean			Yes	Yes	Yes	
col1_cds	character	6		Yes	Yes	Yes	
col1_ceeb	character	7		Yes	Yes	Yes	
col1_city	character varying	20		Yes	Yes	Yes	
col1_country	character	2		Yes	Yes	Yes	
col1_degree_date	date			Yes	Yes	Yes	
col1_degree_obtained	character	1		Yes	Yes	Yes	
col1_end_date	date			Yes	Yes	Yes	
col1_expelled_status	boolean			Yes	No	No	
col1_name	character varying	30		Yes	Yes	Yes	
col1_not_listed	boolean			Yes	Yes	Yes	
col1_start_date	date			Yes	Yes	Yes	
col1_state	character varying	30		Yes	Yes	Yes	
col2_cds	character	6		Yes	Yes	Yes	
col2_ceeb	character	7		Yes	Yes	Yes	
col2_city	character varying	20		Yes	Yes	Yes	

col2_country	character	2		Yes	Yes	Yes	
col2_degree_date	date			Yes	Yes	Yes	
col2_degree_obtained	character	1		Yes	Yes	Yes	
col2_end_date	date			Yes	Yes	Yes	
col2_expelled_status	boolean			Yes	No	No	
col2_name	character varying	30		Yes	Yes	Yes	
col2_not_listed	boolean			Yes	Yes	Yes	
col2_start_date	date			Yes	Yes	Yes	
col2_state	character varying	30		Yes	Yes	Yes	
col3_cds	character	6		Yes	Yes	Yes	
col3_ceeb	character	7		Yes	Yes	Yes	
col3_city	character varying	20		Yes	Yes	Yes	
col3_country	character	2		Yes	Yes	Yes	
col3_degree_date	date			Yes	Yes	Yes	
col3_degree_obtained	character	1		Yes	Yes	Yes	
col3_end_date	date			Yes	Yes	Yes	
col3_expelled_status	boolean			Yes	No	No	
col3_name	character varying	30		Yes	Yes	Yes	
col3_not_listed	boolean			Yes	Yes	Yes	
col3_start_date	date			Yes	Yes	Yes	
col3_state	character varying	30		Yes	Yes	Yes	

col4_cds	character	6		Yes	Yes	Yes	
col4_ceeb	character	7		Yes	Yes	Yes	
col4_city	character varying	20		Yes	Yes	Yes	
col4_country	character	2		Yes	Yes	Yes	
col4_degree_date	date			Yes	Yes	Yes	
col4_degree_obtained	character	1		Yes	Yes	Yes	
col4_end_date	date			Yes	Yes	Yes	
col4_expelled_status	boolean			Yes	No	No	
col4_name	character varying	30		Yes	Yes	Yes	
col4_not_listed	boolean			Yes	Yes	Yes	
col4_start_date	date			Yes	Yes	Yes	
col4_state	character varying	30		Yes	Yes	Yes	
college_count	smallint			Yes	Yes	Yes	
college_expelled_summary	boolean			Yes	No	No	
college_id	character	3		Yes	Yes	Yes	
college_name	character varying	50		Yes	Yes	Yes	
comfortable_english	boolean			Yes	Yes	Yes	
comments	text			Yes	Yes	Yes	
confirmation	character varying	30		Yes	Yes	Yes	
consent_indicator	boolean			Yes	Yes	Yes	
counseling_personal	boolean			Yes	Yes	Yes	

country	character	2		Yes	Yes	Yes	
cryptokeyid	integer			No	No	No	
dependent_status	character	1		Yes	No	Yes	
discharge_type	character varying	1		Yes	No	No	
district_name	character varying	50		Yes	Yes	Yes	
dsps	boolean			Yes	Yes	Yes	
edu_goal	character	1		Yes	Yes	Yes	
elig_ab540	boolean			Yes	Yes	Yes	
email	character varying	254		Yes	Yes	Yes	from OpenCCC Account
employment_assistance	boolean			Yes	Yes	Yes	
enroll_status	character	1		Yes	Yes	Yes	
eops	boolean			Yes	Yes	Yes	
esignature	boolean			Yes	Yes	Yes	
esl	boolean			Yes	Yes	Yes	
experience	integer			Yes	Yes	Yes	
fin_aid_ref	boolean			Yes	Yes	Yes	
financial_assistance	boolean			Yes	Yes	Yes	
firstname	character varying	50		Yes	Yes	Yes	from OpenCCC Account
foster_youth_mis	boolean			Yes	Yes	Yes	
foster_youth_preference	boolean			Yes	Yes	No	

foster_youth_priority	boolean			Yes	Yes	Yes	
foster_youth_status	character	1		Yes	Yes	Yes	
foster_youths	boolean			Yes	Yes	Yes	
gender	character	1		Yes	Yes	Yes	
health_services	boolean			Yes	Yes	Yes	
higher_comp_date	date			Yes	Yes	Yes	
higher_edu_level	character	1		Yes	Yes	Yes	
highest_edu_level	character	5		Yes	Yes	Yes	
hispanic	boolean			Yes	Yes	Yes	
home_schooled	boolean			Yes	Yes	Yes	
housing_info	boolean			Yes	Yes	Yes	
hs_attendance	smallint			Yes	Yes	Yes	
hs_cds	character	6		Yes	Yes	Yes	
hs_ceeb	character	7		Yes	Yes	Yes	
hs_city	character varying	20		Yes	Yes	Yes	
hs_comp_date	date			Yes	Yes	Yes	
hs_country	character	2		Yes	Yes	Yes	
hs_edu_level	character	1		Yes	Yes	Yes	
hs_name	character varying	30		Yes	Yes	Yes	
hs_not_attended	boolean			Yes	Yes	Yes	
hs_not_listed	boolean			Yes	Yes	Yes	
hs_state	character	2		Yes	Yes	Yes	

integrity_fg_01	boolean			Yes	Yes	Yes	
integrity_fg_02	boolean			Yes	Yes	Yes	
integrity_fg_03	boolean			Yes	Yes	Yes	
integrity_fg_04	boolean			Yes	Yes	Yes	
integrity_fg_11	boolean			Yes	Yes	Yes	
Integrity_fg_30	boolean			Yes	Yes	Yes	9.30.16
integrity_fg_47	boolean			Yes	Yes	Yes	
integrity_fg_48	boolean			Yes	Yes	Yes	
integrity_fg_49	boolean			Yes	Yes	Yes	
integrity_fg_50	boolean			Yes	Yes	Yes	
integrity_fg_51	boolean			Yes	Yes	Yes	
integrity_fg_52	boolean			Yes	Yes	Yes	
integrity_fg_53	boolean			Yes	Yes	Yes	
integrity_fg_54	boolean			Yes	Yes	Yes	
integrity_fg_55	boolean			Yes	Yes	Yes	
integrity_fg_56	boolean			Yes	Yes	Yes	
integrity_fg_57	boolean			Yes	Yes	Yes	
integrity_fg_58	boolean			Yes	Yes	Yes	
integrity_fg_59	boolean			Yes	Yes	Yes	
integrity_fg_60	boolean			Yes	Yes	Yes	
integrity_fg_61	boolean			Yes	Yes	Yes	
integrity_fg_62	boolean			Yes	Yes	Yes	
integrity_fg_63	boolean			Yes	Yes	Yes	

integrity_fg_64	boolean			Yes	No	No	
integrity_fg_65	boolean			Yes	Yes	Yes	
integrity_fg_70	boolean			Yes	Yes	Yes	
integrity_fg_71	boolean			Yes	No	Yes	
integrity_fg_80	boolean			Yes	Yes	Yes	
integrity_flags	character varying	255		Yes	No	No	
intended_major	character varying	30		Yes	No	Yes	
ip_address	character varying	15		Yes	Yes	No	
last_page	character varying	25		Yes	No	No	
lastname	character varying	50		Yes	Yes	Yes	from OpenCCC Account
mainphone_auth_text	boolean			Yes	Yes	Yes	from OpenCCC Account
mainphone_ext	character varying	4		Yes	Yes	Yes	from OpenCCC Account
mainphone	character varying	14		Yes	Yes	Yes	from OpenCCC Account
major_code	character varying	30		Yes	Yes	Yes	
major_description	character varying	64		Yes	Yes	Yes	
major_id	bigint			Yes	No	No	
middlename	character varying	50		Yes	Yes	Yes	from OpenCCC Account



military_ca_stationed	boolean			Yes	Yes	Yes	
military_discharge_date	date			Yes	Yes	Yes	
military_home_country	character	2		Yes	Yes	Yes	
military_home_state	character	2		Yes	Yes	Yes	
military_legal_residence	character	2		Yes	Yes	Yes	
military_stationed_ca_ed	boolean			Yes	Yes	Yes	
military_status	character	1	NOT NULL	Yes	Yes	Yes	
no_documents	boolean			Yes	Yes	Yes	
non_us_address	boolean			Yes	Yes	Yes	
nonusaprovince	character varying	30		Yes	Yes	Yes	
online_classes	boolean			Yes	Yes	Yes	
orientation	bytea			No	No	No	

otherfirstname	character varying	50		Yes	Yes	Yes	from OpenCCC Account
otherlastname	character varying	50		Yes	Yes	Yes	from OpenCCC Account
othermiddlename	character varying	50		Yes	Yes	Yes	from OpenCCC Account
perm_address_validation	character	1		Yes	No	No	
perm_city	character varying	50		Yes	Yes	Yes	from OpenCCC Account
perm_country	character	2		Yes	Yes	Yes	from OpenCCC Account
perm_nonusaprovince	character varying	30		Yes	Yes	Yes	from OpenCCC Account
perm_postalcode	character varying	20		Yes	Yes	Yes	from OpenCCC Account
perm_state	character	2		Yes	Yes	Yes	from OpenCCC Account
perm_streetaddress1	character varying	50		Yes	Yes	Yes	from
perm_streetaddress2	character varying	50		Yes	Yes	Yes	from OpenCCC Account
perm_zip4	character	4		Yes	No	Yes	
pg_edu_mis	character	2		Yes	Yes	Yes	
pg_firstname	character varying	20		Yes	Yes	Yes	
pg_lastname	character varying	25		Yes	Yes	Yes	
pg_rel	character	1		Yes	Yes	Yes	
pg1_edu	character	1		Yes	Yes	Yes	
pg2_edu	character	1		Yes	Yes	Yes	

OpenCCCAccount

Data Element (column)	Data Type	Length	Allows Null	Downloadable?	In Report Center?	Rules Available?	Notes
postalcode	character varying	20		Yes	Yes	Yes	
preferred_firstname	character varying	50		Yes	No	Yes	from OpenCCC Account
preferred_lastname	character varying	50		Yes	No	Yes	from OpenCCC Account
preferred_middlename	character varying	50		Yes	No	Yes	from OpenCCC Account
preferred_name	boolean			Yes	No	Yes	
race_ethnic	text			Yes	Yes	Yes	
race_group	text			Yes	Yes	Yes	
rdd	date				No	Yes	
recommend	integer			Yes	Yes	Yes	
reentry_program	boolean			Yes	Yes	Yes	
res_area_a	smallint			Yes	Yes	Yes	
res_area_b	smallint			Yes	Yes	Yes	
res_area_c	smallint			Yes	Yes	Yes	
res_area_d	smallint			Yes	Yes	Yes	
res_prev_date	date			Yes	Yes	Yes	
res_status	character	1		Yes	Yes	Yes	
res_status_change	boolean			Yes	Yes	Yes	

salt	text			No	No	No	
scholarship_info	boolean			Yes	Yes	Yes	
secondphone_auth_text	boolean			Yes	Yes	Yes	from OpenCCC Account
secondphone_ext	character varying	4		Yes	Yes	Yes	from OpenCCC Account
secondphone	character varying	14		Yes	Yes	Yes	from OpenCCC Account
signature	text			Yes	No	No	
ssn_display	character varying	11		Yes	Yes	Yes	
ssn_exception	boolean			Yes	No	Yes	from OpenCCC Account
ssn_no	Boolean			Yes	Yes	Yes	9.30.16
ssn_type	character	1		Yes	No	Yes	from OpenCCC Account
ssn	text			Yes	Yes	No	from OpenCCC Account
state	character	2		Yes	Yes	Yes	
status	character	1		Yes	Yes	Yes	
streetaddress1	character varying	50		Yes	Yes	Yes	
streetaddress2	character varying	50		Yes	Yes	Yes	
student_government	boolean			Yes	Yes	Yes	
suffix	character varying	3		Yes	Yes	Yes	from OpenCCC Account

sup_page_code	character varying	30		No	Yes- as content	Yes id	
supp_check_01	boolean			Yes	Yes	Yes	
supp_check_02	boolean			Yes	Yes	Yes	
supp_check_03	boolean			Yes	Yes	Yes	
supp_check_04	boolean			Yes	Yes	Yes	
supp_check_05	boolean			Yes	Yes	Yes	
supp_check_06	boolean			Yes	Yes	Yes	
supp_check_07	boolean			Yes	Yes	Yes	
supp_check_08	boolean			Yes	Yes	Yes	
supp_check_09	boolean			Yes	Yes	Yes	
supp_check_10	boolean			Yes	Yes	Yes	
supp_check_11	boolean			Yes	Yes	Yes	
supp_check_12	boolean			Yes	Yes	Yes	
supp_check_13	boolean			Yes	Yes	Yes	
supp_check_14	boolean			Yes	Yes	Yes	
supp_check_15	boolean			Yes	Yes	Yes	
supp_check_16	boolean			Yes	Yes	Yes	
supp_check_17	boolean			Yes	Yes	Yes	
supp_check_18	boolean			Yes	Yes	Yes	
supp_check_19	boolean			Yes	Yes	Yes	
supp_check_20	boolean			Yes	Yes	Yes	
supp_check_21	boolean			Yes	Yes	Yes	

supp_check_22	boolean			Yes	Yes	Yes	
supp_check_23	boolean			Yes	Yes	Yes	
supp_check_24	boolean			Yes	Yes	Yes	
supp_check_25	boolean			Yes	Yes	Yes	
supp_check_26	boolean			Yes	Yes	Yes	
supp_check_27	boolean			Yes	Yes	Yes	
supp_check_28	boolean			Yes	Yes	Yes	
supp_check_01	boolean			Yes	Yes	Yes	
supp_check_29	boolean			Yes	Yes	Yes	
supp_check_30	boolean			Yes	Yes	Yes	
supp_check_31	boolean			Yes	Yes	Yes	
supp_check_32	boolean			Yes	Yes	Yes	
supp_check_33	boolean			Yes	Yes	Yes	
supp_check_34	boolean			Yes	Yes	Yes	
supp_check_35	boolean			Yes	Yes	Yes	
supp_check_36	boolean			Yes	Yes	Yes	
supp_check_37	boolean			Yes	Yes	Yes	
supp_check_38	boolean			Yes	Yes	Yes	
supp_check_39	boolean			Yes	Yes	Yes	
supp_check_40	boolean			Yes	Yes	Yes	
supp_check_41	boolean			Yes	Yes	Yes	
supp_check_42	boolean			Yes	Yes	Yes	
supp_check_43	boolean			Yes	Yes	Yes	

supp_check_44	boolean			Yes	Yes	Yes	
supp_check_45	boolean			Yes	Yes	Yes	
supp_check_46	boolean			Yes	Yes	Yes	
supp_check_47	boolean			Yes	Yes	Yes	
supp_check_48	boolean			Yes	Yes	Yes	
supp_check_49	boolean			Yes	Yes	Yes	
supp_check_50	boolean			Yes	Yes	Yes	
supp_country_01	string	2		Yes	Yes	Yes	
supp_country_02	string	2		Yes	Yes	Yes	
supp_country_03	string	2		Yes	Yes	Yes	
supp_country_04	string	2		Yes	Yes	Yes	
supp_country_05	string	2		Yes	Yes	Yes	
supp_date_01	date			Yes	Yes	Yes	
supp_date_02	date			Yes	Yes	Yes	
supp_date_03	date			Yes	Yes	Yes	
supp_date_04	date			Yes	Yes	Yes	
supp_date_05	date			Yes	Yes	Yes	
supp_menu_01	string	60		Yes	Yes	Yes	
supp_menu_02	string	60		Yes	Yes	Yes	
supp_menu_03	string	60		Yes	Yes	Yes	
supp_menu_04	string	60		Yes	Yes	Yes	
supp_menu_05	string	60		Yes	Yes	Yes	
supp_menu_06	string	60		Yes	Yes	Yes	

supp_menu_07	string	60		Yes	Yes	Yes	
supp_menu_08	string	60		Yes	Yes	Yes	
supp_menu_09	string	60		Yes	Yes	Yes	
supp_menu_10	string	60		Yes	Yes	Yes	
supp_menu_11	string	60		Yes	Yes	Yes	
supp_menu_12	string	60		Yes	Yes	Yes	
supp_menu_13	string	60		Yes	Yes	Yes	
supp_menu_14	string	60		Yes	Yes	Yes	
supp_menu_15	string	60		Yes	Yes	Yes	
supp_menu_16	string	60		Yes	Yes	Yes	
supp_menu_17	string	60		Yes	Yes	Yes	
supp_menu_18	string	60		Yes	Yes	Yes	
supp_menu_19	string	60		Yes	Yes	Yes	
supp_menu_20	string	60		Yes	Yes	Yes	
supp_menu_21	string	60		Yes	Yes	Yes	
supp_menu_22	string	60		Yes	Yes	Yes	
supp_menu_23	string	60		Yes	Yes	Yes	
supp_menu_24	string	60		Yes	Yes	Yes	
supp_menu_25	string	60		Yes	Yes	Yes	
supp_menu_26	string	60		Yes	Yes	Yes	
supp_menu_27	string	60		Yes	Yes	Yes	
supp_menu_28	string	60		Yes	Yes	Yes	
supp_menu_29	string	60		Yes	Yes	Yes	



supp_menu_30	string	60		Yes	Yes	Yes	
supp_phonenumber_01	string	25		Yes	No	No	
supp_phonenumber_02	string	25		Yes	No	No	
supp_phonenumber_03	string	25		Yes	No	No	
supp_phonenumber_04	string	25		Yes	No	No	
supp_phonenumber_05	string	25		Yes	No	No	
supp_secret_01	string			Yes	No	No	
supp_secret_02	string			Yes	No	No	
supp_secret_03	string			Yes	No	No	
supp_secret_04	string			Yes	No	No	
supp_secret_05	string			Yes	No	No	
supp_state_01	string	2		Yes	Yes	Yes	
supp_state_02	string	2		Yes	Yes	Yes	
supp_state_03	string	2		Yes	Yes	Yes	
supp_state_04	string	2		Yes	Yes	Yes	
supp_state_05	string	2		Yes	Yes	Yes	
supp_text_01	string	250		Yes	Yes	Yes	
supp_text_02	string	250		Yes	Yes	Yes	
supp_text_03	string	250		Yes	Yes	Yes	
supp_text_04	string	250		Yes	Yes	Yes	
supp_text_05	string	250		Yes	Yes	Yes	
supp_text_06	string	250		Yes	Yes	Yes	
supp_text_07	string	250		Yes	Yes	Yes	

supp_text_08	string	250		Yes	Yes	Yes	
supp_text_09	string	250		Yes	Yes	Yes	
supp_text_10	string	250		Yes	Yes	Yes	
supp_text_11	string	250		Yes	Yes	Yes	
supp_text_12	string	250		Yes	Yes	Yes	
supp_text_13	string	250		Yes	Yes	Yes	
supp_text_14	string	250		Yes	Yes	Yes	
supp_text_15	string	250		Yes	Yes	Yes	
supp_text_16	string	250		Yes	Yes	Yes	
supp_text_17	string	250		Yes	Yes	Yes	
supp_text_18	string	250		Yes	Yes	Yes	
supp_text_19	string	250		Yes	Yes	Yes	
supp_text_20	string	250		Yes	Yes	Yes	
supp_yesno_1	boolean			Yes	Yes	Yes	
supp_yesno_2	boolean			Yes	Yes	Yes	
supp_yesno_3	boolean			Yes	Yes	Yes	
supp_yesno_4	boolean			Yes	Yes	Yes	
supp_yesno_5	boolean			Yes	Yes	Yes	
supp_yesno_6	boolean			Yes	Yes	Yes	
supp_yesno_7	boolean			Yes	Yes	Yes	
supp_yesno_8	boolean			Yes	Yes	Yes	
supp_yesno_9	boolean			Yes	Yes	Yes	
supp_yesno_10	boolean			Yes	Yes	Yes	

supp_yesno_11	boolean			Yes	Yes	Yes	
supp_yesno_12	boolean			Yes	Yes	Yes	
supp_yesno_13	boolean			Yes	Yes	Yes	
supp_yesno_14	boolean			Yes	Yes	Yes	
supp_yesno_15	boolean			Yes	Yes	Yes	
supp_yesno_16	boolean			Yes	Yes	Yes	
supp_yesno_17	boolean			Yes	Yes	Yes	
supp_yesno_18	boolean			Yes	Yes	Yes	
supp_yesno_19	boolean			Yes	Yes	Yes	
supp_yesno_20	boolean			Yes	Yes	Yes	
supp_yesno_21	boolean			Yes	Yes	Yes	
supp_yesno_22	boolean			Yes	Yes	Yes	
supp_yesno_23	boolean			Yes	Yes	Yes	
supp_yesno_24	boolean			Yes	Yes	Yes	
supp_yesno_25	boolean			Yes	Yes	Yes	
supp_yesno_26	boolean			Yes	Yes	Yes	
supp_yesno_27	boolean			Yes	Yes	Yes	
supp_yesno_28	boolean			Yes	Yes	Yes	
supp_yesno_29	boolean			Yes	Yes	Yes	
supp_yesno_30	boolean			Yes	Yes	Yes	
tanf_ssi_ga	boolean			Yes	Yes	Yes	
term_code	character varying	15		Yes	Yes	Yes	

term_description	character varying	100		Yes	Yes	Yes	
term_id	bigint			Yes		No	
testing_assessment	boolean			Yes	Yes	Yes	
transfer_info	boolean			Yes	Yes	Yes	
transgender	bytea			No	No	No	
transgender_submission	bytea			No	No	No	
transgender_encrypted	text			No	No	No	
tstmp_create	timestamp with time zone			Yes	Yes	No	
tstmp_download	Timestamp with time zone			Yes	Yes	No	
tstmp_submit	timestamp with time zone			Yes	Yes	Yes	
tstmp_update	timestamp with time zone			Yes	No	No	
tutoring_services	boolean			Yes	Yes	Yes	
under19_ind	boolean			Yes	No	Yes	
veterans_services	boolean			Yes	Yes	Yes	
visa_type	character varying	20		Yes	Yes	Yes	
zip4	character	4		Yes	No	Yes	
completed_eleventh_grade	Boolean	1		Yes*	Yes*	Yes*	Opt-in ONLY
grade_point_average	Alpha- numeric	5		Yes*	Yes*	Yes*	Opt-in ONLY

highest_english_course	Integer	2		Yes*	Yes*	Yes*	Opt-in ONLY
highest_english_grade	Var char	2		Yes*	Yes*	Yes*	Opt-in ONLY
highest_math_course_taken	Integer	2		Yes*	Yes*	Yes*	Opt-in ONLY
highest_math_taken_grade	Var char	2		Yes*	Yes*	Yes*	Opt-in ONLY
highest_math_course_passed	Integer	2		Yes*	Yes*	Yes*	Opt-in ONLY
highest_math_passed_grade	Var char	2		Yes*	Yes*	Yes*	Opt-in ONLY

## Data Map: CCCApply Standard Application to XAP Field Names

---

Database Field Name & Type	XAP field name
ccc_id character varying(8)	N/A - new
status character(1)	N/A - new
college_id character(3)	N/A - new
edu_goal character(1)	educationalGoals
highest_edu_level character(5)	highestEdLevel highestEducationLevelYear
consent_indicator boolean	consent
app_lang character(2)	spanishApplication
esignature boolean	Application Certification Info
ack_fin_aid boolean	CCCApply Finaid Confirmation
fin_aid_ref boolean	financialAidReferral
confirmation character varying(30)	Application Confirmation Number
streetaddress1 character varying(50)	Mailing address – street
streetaddress2 character varying(50)	Mailing address – street 2
city character varying(50)	Mailing address - city
postalcode character varying(20)	Mailing address - zip code mailingAddrIntlCode
state character(2)	Mailing address - state
nonusaprovince character varying(30)	mailAddrNonUSState
country character(2)	Mailing address – country
non_us_address boolean	N/A – indicator of non us address
email character varying(50)	Email address
perm_streetaddress1 character varying(50)	Permanent address – street
perm_streetaddress2 character varying(50)	Permanent address – street 2

perm_city character varying(50)	Permanent address - city
perm_postalcode character varying(20)	Permanent address - zip code permAddrIntlCode
perm_state character(2)	Permanent address - state
perm_nonusaprovince character varying(30)	permAddrNonUSState
perm_country character(2)	Permanent address – country
address_same boolean	permAddrSameAsMailing (In new system perm address & mailing are reversed so this means mailing is same as perm.).
mainphone character varying(14)	Primary phone number
mainphone_ext character varying(4)	Primary phone - extension
mainphone_auth_text Boolean	N/A – new – authorized for text messages
secondphone character varying(14)	Secondary phone number
secondphone_ext character varying(4)	Secondary phone - extension
secondphone_auth_text boolean	N/A – new – authorized for text messages
enroll_status character(1)	enrollmentStatusOneChar
hs_edu_level character(1)	highSchoolEdLevel
hs_comp_date date	highSchoolCompletionDate
higher_edu_level character(1)	higherEdLevel
higher_comp_date date	higherEdCompletionDate
cahs_graduated boolean	graduatedCAHS
cahs_3year boolean	attendedCAHS3Years
hs_name character varying(30)	High sch 1 enrolled - name
hs_city character varying(20)	High sch 1 enrolled - city
hs_state character(2)	High sch 1 enrolled - state
hs_country character(2)	High sch 1 enrolled - country
hs_cds character(6)	highSchoolCDSCode1
hs_ceeb character(7)	High sch 1 enrolled - ceeb

hs_not_listed boolean	N/A – new – Indicates user selected their high school was not listed.
home_schooled Boolean	N/A – new – applicant indicated they were home schooled.
college_count smallint	N/A – new – applicant's response to number of colleges attended.
hs_attendance smallint	notAttendHS
gender character(1)	gender
dependent_status character(1)	over19OrMarried (Different definition)
pg_firstname character varying(20)	Guardian/Parent name - first
pg_lastname character varying(25)	Guardian/Parent name - last
pg_rel character(1)	guardianOrParentRelation
pg1_edu character(1)	edLevelParentGuardian1
pg2_edu character(1)	edLevelParentGuardian2
pg_edu_mis character(2)	N/A – new – combines previous two fields
race_ethnic text	raceEthnicity
hispanic boolean	hispanicLatino
race_group text	raceGroup
ssn (for downloads see ssnFormatter)	Social Security Number
birthdate date	Birthdate
firstname character varying(50)	Student name - first
middlename character varying(50)	Student name - middle
lastname character varying(50)	Student name - last
suffix character varying(3)	nameSuffix
otherfirstname character varying(50)	Other name - first name
othermiddlename character varying(50)	N/A - new
otherlastname character varying(50)	Other name - last name
citizenship_status character(1)	citizenshipStatus



alien_reg_number character varying(20)	visaNumber
visa_type character varying(20)	visaType
no_documents boolean	noDocuments
alien_reg_issue_date date	visaIssueDate
alien_reg_expire_date date	visaExpirationDate
alien_reg_no_expire boolean	noVisaExpirationDate
military_status character(1)	militaryStatus
military_discharge_date date	militaryDischargeDate
discharge_type	N/A - new
military_home_state character(2)	militaryHomeRecord
military_home_country character(2)	militaryHomeCountry
military_ca_stationed boolean	militaryInCA
military_legal_residence character(2)	militaryLegalResidence
ca_res_2_years boolean	residentCAAtLeast2Years
ca_date_current date	Date stay in CA began
ca_not_arrived boolean	notCAResident
ca_college_employee boolean	fullTimeEmployee
ca_school_employee boolean	publicSchoolCredEmployee
ca_seasonal_ag boolean	agriculturalEmployee
ca_foster_youth boolean	under20FosterYouthCA
ca_outside_tax boolean	nonCAResForTax
ca_outside_tax_year date	yearNonCAResForTax
ca_outside_voted boolean	registeredVoterInNonCAState
ca_outside_voted_year date	yearRegisteredVoterInNonCAState
ca_outside_college boolean	residentAtNonCACollege
ca_outside_college_year date	yearResidentAtNonCACollege

ca_outside_lawsuit boolean	lawsuitNonCAState
ca_outside_lawsuit_year date	yearLawsuitOutsideCalifornia
res_status character(1)	residencyStatus
res_status_change boolean	residencyStatusChange
res_prev_date date	previousResidencyDate
adm_ineligible smallint	ineligibilityFlag
elig_ab540 boolean	eligibleForWaiver
res_area_a smallint	N/A – new – Residency – Citizenship Area
res_area_b smallint	N/A – new – Residency – Stay and Intent Area
res_area_c smallint	N/A – new – Residency - Military Exemption Area
res_area_d smallint	N/A – new – Residency - Other exemptions
experience integer	CCC SLO Survey 1 Satisfaction
recommend integer	CCC SLO Survey 2 Recommend
comments text	CCC SLO Survey 3 Comments
comfortable_english boolean	primaryLanguage
financial_assistance boolean	financialAidInfo
tanf_ssi_ga boolean	generalAssistance
foster_youths boolean	fosterYouth
athletic_intercollegiate boolean	N/A – new – Title IX field
athletic_intramural boolean	N/A – new – Title IX field
athletic_not_interested boolean	N/A – new – Title IX field
academic_counseling boolean	academicCounseling
basic_skills boolean	basicSkills
calworks boolean	calWorks
career_planning boolean	careerPlanning
child_care boolean	childCare

counseling_personal boolean	personalCounseling
dsps boolean	disabledStudentPrograms
eops boolean	EOPS
esl boolean	ESL
health_services boolean	healthServices
housing_info boolean	housing
employment_assistance boolean	jobPlacement
online_classes boolean	onlineClasses
reentry_program boolean	reentryProgram
scholarship_info boolean	scholarships
student_government boolean	studentGovernment
testing_assessment boolean	testing
transfer_info boolean	transferInfo
tutoring_services boolean	tutoringServices
veterans_services boolean	veteransServices
integrity_fg_01 boolean	integrityFlags (all in one field in XAP)
integrity_fg_02 boolean	integrityFlags (all in one field in XAP)
integrity_fg_03 boolean	integrityFlags (all in one field in XAP)
integrity_fg_04 boolean	integrityFlags (all in one field in XAP)
integrity_fg_11 boolean	integrityFlags (all in one field in XAP)
integrity_fg_47 boolean	integrityFlags (all in one field in XAP)
integrity_fg_48 boolean	integrityFlags (all in one field in XAP)
integrity_fg_49 boolean	integrityFlags (all in one field in XAP)
integrity_fg_50 boolean	integrityFlags (all in one field in XAP)
integrity_fg_51 boolean	integrityFlags (all in one field in XAP)
integrity_fg_52 boolean	integrityFlags (all in one field in XAP)

integrity_fg_53 boolean	integrityFlags (all in one field in XAP)
integrity_fg_54 boolean	integrityFlags (all in one field in XAP)
integrity_fg_55 boolean	integrityFlags (all in one field in XAP)
integrity_fg_56 boolean	integrityFlags (all in one field in XAP)
integrity_fg_57 boolean	integrityFlags (all in one field in XAP)
integrity_fg_58 boolean	integrityFlags (all in one field in XAP)
integrity_fg_59 boolean	integrityFlags (all in one field in XAP)
integrity_fg_60 boolean	integrityFlags (all in one field in XAP)
integrity_fg_61 boolean	integrityFlags (all in one field in XAP)
integrity_fg_62 boolean	integrityFlags (all in one field in XAP)
integrity_fg_63 boolean	integrityFlags (all in one field in XAP)
integrity_fg_70 boolean	integrityFlags (all in one field in XAP)
integrity_fg_80 boolean	integrityFlags (all in one field in XAP)
integrity_flags char varying(255)	This has all the flags like in XAP
<b>For Colleges only listing first occurrence of each field</b>	
col1_ceed character(7)	College enrolled 1 - ceeb
col1_cds character(6)	collegeCDSCode1
col1_not_listed boolean	Colleges Attended
col1_name character varying(30)	College enrolled 1 – name
col1_city character varying(20)	College 1 address - city
col1_state character varying(30)	College 1 address – state
col1_country character(2)	College 1 address - country
col1_start_date date	College enrolled 1 - date from
col1_end_date date	College enrolled 1 - date to
col1_degree_date date	collegeDegreeDate1
col1_degree_obtained character(1)	collegeDegreeType1

col1_expelled_status	N/A - new
college_expelled_summary	N/A - new
college_name character varying(50)	N/A – Name of college applied to
term_description character varying(100)	enrol_term_year_description
major_code character varying(30)	Major Code
major_description character varying(100)	Major Name
tstamp_submit timestamp with time zone	Application Date Submitted
ssn_display character varying(11)	N/A - new
foster_youth_status character(1)	fosterYouthStatus
foster_youth_preference Boolean	N/A - new
foster_youth_mis Boolean	fosterYouthMIS
foster_youth_priority Boolean	fosterYouthPriority

## Data Fields: CCCApply International Application

The table below includes all the columns/fields you can download to your college SIS for the CCCApply International application. Refer to the CCCApply International Data Dictionary for detailed field definitions.

Data Element (column)	Data Type	Length	Allows Null	Downloadable	In Report Center?	Rules Available?	Notes
address_verified	boolean			Yes	Yes	Yes	
agent_phone_ext	varchar	4		Yes	Yes	Yes	Not currently used
agent_phone_number	varchar	25		Yes	Yes	Yes	
alt_non_us_phone_auth_txt	boolean			Yes		Yes	Not currently used
alt_non_us_phone_ext	varchar	4		Yes		Yes	Not currently used
alt_non_us_phone_number	varchar	25		Yes	Yes	Yes	
app_id	bigint		No	Yes	Yes		
app_lang	char	2		Yes	Yes	Yes	
authorize_agent_info_release	boolean			Yes	Yes	Yes	
birthdate	date			Yes	Yes	Yes	From Account
campaign1	varchar	255		Yes	Yes		Added 3/27/15
campaign2	varchar	255		Yes	Yes		Added 3/27/15
campaign3	varchar	255		Yes	Yes		Added 3/27/15
ccc_id	varchar	8	No	Yes	Yes	Yes	

citizenship_status	varchar	1		Yes	Yes	Yes	
city	varchar	50		Yes	Yes	Yes	Agent's City
coenroll_confirm	char	1		Yes	Yes	Yes	Not currently used
col1_cds	varchar	30		Yes	Yes	Yes	
col1_ceed	varchar	30		Yes	Yes	Yes	
col1_city	varchar	50		Yes	Yes	Yes	
col1_college_attended_id	bigint			No	Yes	Yes	
col1_country	char	2		Yes	Yes	Yes	
col1_degree_date	date			Yes	Yes	Yes	
col1_degree_obtained	char	1		Yes	Yes	Yes	
col1_end_date	date			Yes	Yes	Yes	
col1_expelled_status	boolean			Yes	Yes	Yes	
col1_major	varchar	50		Yes	Yes	Yes	
col1_name	varchar	30		Yes	Yes	Yes	
col1_non_us_province	varchar	50		Yes	Yes	Yes	
col1_not_listed	boolean			Yes	Yes	Yes	
col1_primary_instruction_language	varchar	5010		Yes	Yes	Yes	
col1_start_date	date			Yes	Yes	Yes	
col1_state	varchar	2		Yes	Yes	Yes	
col2_cds	varchar	30		Yes	Yes	Yes	
col2_ceed	varchar	30		Yes	Yes	Yes	
col2_city	varchar	50		Yes	Yes	Yes	

col2_college_attended_id	bigint			No	Yes	Yes	
col2_country	char	2		Yes	Yes	Yes	
col2_degree_date	date			Yes	Yes	Yes	
col2_degree_obtained	char	1		Yes	Yes	Yes	
col2_end_date	date			Yes	Yes	Yes	
col2_expelled_status	boolean			Yes	Yes	Yes	
col2_major	varchar	50		Yes	Yes	Yes	
col2_name	varchar	30		Yes	Yes	Yes	
col2_non_us_province	varchar	50		Yes	Yes	Yes	
col2_not_listed	boolean			Yes	Yes	Yes	
col2_primary_instruction_language	varchar	10		Yes	Yes	Yes	
col2_start_date	date			Yes	Yes	Yes	
col2_state	varchar	2		Yes	Yes	Yes	
col3_cds	varchar	30		Yes	Yes	Yes	
col3_ceeb	varchar	30		Yes	Yes	Yes	
col3_city	varchar	50		Yes	Yes	Yes	
col3_college_attended_id	bigint			No	Yes	Yes	
col3_country	char	2		Yes	Yes	Yes	
col3_degree_date	date			Yes	Yes	Yes	
col3_degree_obtained	char	1		Yes	Yes	Yes	
col3_end_date	date			Yes	Yes	Yes	
col3_expelled_status	boolean			Yes	Yes	Yes	
col3_major	varchar	50		Yes	Yes	Yes	



col3_name	varchar	30		Yes	Yes	Yes	
col3_non_us_province	varchar	50		Yes	Yes	Yes	
col3_not_listed	boolean			Yes	Yes	Yes	
col3_primary_instruction_language	varchar	10		Yes	Yes	Yes	
col3_start_date	date			Yes	Yes	Yes	
col3_state	varchar	2		Yes	Yes	Yes	
col4_cds	varchar	30		Yes	Yes	Yes	
col4_ceeb	varchar	30		Yes	Yes	Yes	
col4_city	varchar	50		Yes	Yes	Yes	
col4_college_attended_id	bigint			No	Yes	Yes	
col4_country	char	2		Yes	Yes	Yes	
col4_degree_date	date			Yes	Yes	Yes	
col4_degree_obtained	char	1		Yes	Yes	Yes	
col4_end_date	date			Yes	Yes	Yes	
col4_expelled_status	boolean			YYeses	Yes	Yes	
col4_major	varchar	50		Yes	Yes	Yes	
col4_name	varchar	30		Yes	Yes	Yes	
col4_non_us_province	varchar	50		Yes	Yes	Yes	
col4_not_listed	boolean			Yes	Yes	Yes	
col4_primary_instruction_language	varchar	10		Yes	Yes	Yes	
col4_start_date	date			Yes	Yes	Yes	
col4_state	varchar	2		Yes	Yes	Yes	
college_comp_date	date			Yes	Yes		

college_count	smallint			Yes	Yes	Yes	
college_edu_level	char	12		Yes	Yes		
college_expelled_summary	boolean			Yes	Yes	Yes	
college_id	char	3		Yes	Yes	Yes	
college_name	char	50		Yes	Yes	Yes	
company	varchar	50		Yes	Yes	Yes	
confirmation	varchar	30		Yes	Yes	Yes	
consent	boolean			Yes	Yes	Yes	
contact	varchar	50		Yes	Yes	Yes	
country	varchar	2		Yes	Yes	Yes	Agent's Country
country_of_birth	char	2		Yes	Yes	Yes	
country_of_citizenship	char	2		Yes	Yes	Yes	
cryptokeyid	integer			Yes			System property
current_mailing_address_outside_us	boolean			Yes	Yes	Yes	Not currently used
current_mailing_address_verified	boolean			Yes	Yes	Yes	
current_mailing_city	varchar	50		Yes	Yes	Yes	
current_mailing_country	char	2		Yes	Yes	Yes	
current_mailing_non_us_address	boolean			Yes	Yes	Yes	
current_mailing_non_us_postal_code	varchar	30		Yes	Yes	Yes	
current_mailing_non_us_province	varchar	50		Yes	Yes	Yes	
current_mailing_same_as_permanent	boolean			Yes	Yes		
current_mailing_state	char	2		Yes	Yes	Yes	

current_mailing_street_1	varchar	50		Yes	Yes	Yes	
current_mailing_street_2	varchar	50		Yes	Yes	Yes	
current_mailing_zip_code	varchar	20		Yes	Yes	Yes	
dep1_country_of_birth	varchar	2		Yes	Yes	Yes	
dep1_date_of_birth	date			Yes	Yes	Yes	
dep1_dependent_id	bigint			No	Yes	Yes	
dep1_first_name	varchar	25		Yes	Yes	Yes	
dep1_gender	varchar	1		Yes	Yes	Yes	
dep1_last_name	varchar	25		Yes	Yes	Yes	
dep1_no_first_name	boolean			Yes	Yes	Yes	
dep1_relationship	varchar	20		Yes	Yes	Yes	
dep10_country_of_birth	varchar	2		Yes	Yes	Yes	
dep10_date_of_birth	date			Yes	Yes	Yes	
dep10_dependent_id	bigint			No	Yes	Yes	
dep10_first_name	varchar	25		Yes	Yes	Yes	
dep10_gender	varchar	1		Yes	Yes	Yes	
dep10_last_name	varchar	25		Yes	Yes	Yes	
dep10_no_first_name	boolean			Yes	Yes	Yes	
dep10_relationship	varchar	20		Yes	Yes	Yes	
dep2_country_of_birth	varchar	2		Yes	Yes	Yes	
dep2_date_of_birth	date			Yes	Yes	Yes	
dep2_dependent_id	bigint			No	Yes	Yes	
dep2_first_name	varchar	25		Yes	Yes	Yes	

dep2_gender	varchar	1		Yes	Yes	Yes	
dep2_last_name	varchar	25		Yes	Yes	Yes	
dep2_no_first_name	boolean			Yes	Yes	Yes	
dep2_relationship	varchar	20		Yes	Yes	Yes	
dep3_country_of_birth	varchar	2		Yes	Yes	Yes	
dep3_date_of_birth	date			Yes	Yes	Yes	
dep3_dependent_id	bigint			No	Yes	Yes	
dep3_first_name	varchar	25		Yes	Yes	Yes	
dep3_gender	varchar	1		Yes	Yes	Yes	
dep3_last_name	varchar	25		Yes	Yes	Yes	
dep3_no_first_name	boolean			Yes	Yes	Yes	
dep3_relationship	varchar	20		Yes	Yes	Yes	
dep4_country_of_birth	varchar	2		Yes	Yes	Yes	
dep4_date_of_birth	date			Yes	Yes	Yes	
dep4_dependent_id	bigint			No	Yes	Yes	
dep4_first_name	varchar	25		Yes	Yes	Yes	
dep4_gender	varchar	1		Yes	Yes	Yes	
dep4_last_name	varchar	25		Yes	Yes	Yes	
dep4_no_first_name	boolean			Yes	Yes	Yes	
dep4_relationship	varchar	20		Yes	Yes	Yes	
dep5_country_of_birth	varchar	2		Yes	Yes	Yes	
dep5_date_of_birth	date			Yes	Yes	Yes	
dep5_dependent_id	bigint			No	Yes	Yes	

dep5_first_name	varchar	25		Yes	Yes	Yes	
dep5_gender	varchar	1		Yes	Yes	Yes	
dep5_last_name	varchar	25		Yes	Yes	Yes	
dep5_no_first_name	boolean			Yes	Yes	Yes	
dep5_relationship	varchar	20		Yes	Yes	Yes	
dep6_country_of_birth	varchar	2		Yes	Yes	Yes	
dep6_date_of_birth	date			Yes	Yes	Yes	
dep6_dependent_id	bigint			No	Yes	Yes	
dep6_first_name	varchar	25		Yes	Yes	Yes	
dep6_gender	varchar	1		Yes	Yes	Yes	
dep6_last_name	varchar	25		Yes	Yes	Yes	
dep6_no_first_name	boolean			Yes	Yes	Yes	
dep6_relationship	varchar	20		Yes	Yes	Yes	
dep7_country_of_birth	varchar	2		Yes	Yes	Yes	
dep7_date_of_birth	date			Yes	Yes	Yes	
dep7_dependent_id	bigint			No	Yes	Yes	
dep7_first_name	varchar	25		Yes	Yes	Yes	
dep7_gender	varchar	1		Yes	Yes	Yes	
dep7_last_name	varchar	25		Yes	Yes	Yes	
dep7_no_first_name	boolean			Yes	Yes	Yes	
dep7_relationship	varchar	20		Yes	Yes	Yes	
dep8_country_of_birth	varchar	2		Yes	Yes	Yes	
dep8_date_of_birth	date			Yes	Yes	Yes	

dep8_dependent_id	bigint			No	Yes	Yes	
dep8_first_name	varchar	25		Yes	Yes	Yes	
dep8_gender	varchar	1		Yes	Yes	Yes	
dep8_last_name	varchar	25		Yes	Yes	Yes	
dep8_no_first_name	boolean			Yes	Yes	Yes	
dep8_relationship	varchar	20		Yes	Yes	Yes	
dep9_country_of_birth	varchar	2		Yes	Yes	Yes	
dep9_date_of_birth	date			Yes	Yes	Yes	
dep9_dependent_id	bigint			No	Yes	Yes	
dep9_first_name	varchar	25		Yes	Yes	Yes	
dep9_gender	varchar	1		Yes	Yes	Yes	
dep9_last_name	varchar	25		Yes	Yes	Yes	
dep9_no_first_name	boolean			Yes	Yes	Yes	
dep9_relationship	varchar	20		Yes	Yes	Yes	
educational_goal	char	1		Yes	Yes	Yes	
email	varchar	254		Yes	Yes	Yes	From Account
emergency_contact_address_verified	boolean			Yes	Yes	Yes	
emergency_contact_city	varchar	50		Yes	Yes	Yes	
emergency_contact_country	char	2		Yes	Yes	Yes	
emergency_contact_email	varchar	50		Yes	Yes	Yes	
emergency_contact_first_name	varchar	25		Yes	Yes	Yes	
emergency_contact_last_name	varchar	25		Yes	Yes	Yes	
emergency_contact_no_first_name	boolean			Yes	Yes	Yes	

emergency_contact_non_us_address	boolean			Yes	Yes	Yes	
emergency_contact_non_us_postal_code	varchar	30		Yes	Yes	Yes	
emergency_contact_non_us_province	varchar	50		Yes	Yes	Yes	
emergency_contact_phone_auth_txt	boolean			Yes		Yes	
emergency_contact_phone_ext	varchar	4		Yes		Yes	Not currently used
emergency_contact_phone_number	varchar	25		Yes	Yes	Yes	
emergency_contact_relationship	varchar	20		Yes	Yes	Yes	
emergency_contact_state	char	2		Yes	Yes	Yes	
emergency_contact_street_1	varchar	50		Yes	Yes	Yes	
emergency_contact_street_2	varchar	50		Yes	Yes	Yes	
emergency_contact_zip_code	varchar	20		Yes	Yes	Yes	
eng_months_studied	smallint			Yes	Yes	Yes	Not currently used
eng_proficiency_date	date			Yes	Yes	Yes	
eng_proficiency_other	varchar	50		Yes	Yes	Yes	
eng_proficiency_prerequisite	boolean			Yes			
eng_proficiency_req	text			Yes	Yes	Yes	
eng_proficiency_score	char	6		Yes	Yes	Yes	
eng_proficiency_show_score	boolean			Yes	Yes	Yes	
eng_proficiency_type	char	2		Yes	Yes	Yes	
enroll_status	char	1		Yes	Yes	Yes	
enroll_term_code	varchar	15		Yes	Yes	Yes	
enroll_term_description	varchar	100		Yes	Yes	Yes	

esignature	boolean			Yes	Yes	Yes	
expiration_date	date			Yes	Yes	Yes	
fax_number_number	varchar	25		Yes	Yes	Yes	
firstname	varchar	50		Yes	Yes	Yes	From Account
gender	char	1		Yes	Yes	Yes	
higher_lang	varchar	10		Yes	Yes	Yes	Not currently used
highest_comp_date	date			Yes	Yes	Yes	
highest_edu_level	varchar	5		Yes	Yes	Yes	
hispanic	boolean			Yes	Yes	Yes	
hs_address_verified	boolean			Yes	Yes	Yes	Not currently used
hs_cds	char	30		Yes	Yes	Yes	
hs_ceeb	char	30		Yes	Yes	Yes	
hs_city	varchar	50		Yes	Yes	Yes	
hs_comp_date	date			Yes	Yes	Yes	
hs_country	char	2		Yes	Yes	Yes	
hs_diploma_cert	char	12		Yes		Yes	Not currently used
hs_diploma_cert_date	date			Yes		Yes	Not currently used
hs_edu_level	char	1		Yes	Yes	Yes	
hs_end_date	date			Yes	Yes	Yes	
hs_lang	varchar	10		Yes	Yes	Yes	



hs_name	varchar	40		Yes	Yes	Yes	
hs_non_us_address	boolean			Yes	Yes	Yes	Not currently used
hs_non_us_postal_code	varchar	30		Yes	Yes	Yes	Not currently used
hs_non_us_province	varchar	50		Yes	Yes	Yes	Not currently used
hs_not_listed	boolean			Yes	Yes	Yes	
hs_start_date	date			Yes	Yes	Yes	
hs_state	char	2		Yes	Yes	Yes	
hs_street_1	varchar	50		Yes	Yes	Yes	
hs_street_2	varchar	50		Yes	Yes	Yes	
hs_type	char	1		Yes	Yes	Yes	
hs_zip_code	varchar	20		Yes	Yes	Yes	Not currently used
i20_expiration_date	date			Yes	Yes	Yes	
i20_issuing_school_name	varchar	20		Yes	Yes	Yes	
i94_admission_number	varchar	32		Yes	Yes	Yes	
i94_expiration_date	date			Yes	Yes	Yes	
intended_4_year_major	varchar	255		Yes	Yes	Yes	
ip_address	varchar	15		Yes	Yes		Added 3/27/15
issue_date	date			Yes	Yes	Yes	
last_page	varchar	30		Yes	Yes	Yes	System property

lastname	vvarchar	50		Yes	Yes	Yes	From Account
major_desc	Vvarchar	50		Yes	Yes	Yes	
main_phone_auth_txt	boolean			Yes	Yes	Yes	From Account
main_phone_ext	vvarchar	4		Yes	Yes	Yes	From Account
main_phone_number	vvarchar	25		Yes	Yes	Yes	From Account
major_code	vvarchar	30		Yes	Yes	Yes	
major_description	vvarchar	64		Yes	Yes	Yes	
middlename	vvarchar	50		Yes	Yes	Yes	From Account
no_i94_expiration_date	boolean			Yes	Yes	Yes	
no_visa	boolean			Yes	Yes	Yes	
non_us_address	boolean			Yes	Yes	Yes	Not currently
non_us_permanent_home_address_same_as_permanent	boolean			Yes			
non_us_permanent_home_address_verified	boolean			Yes	Yes	Yes	
non_us_permanent_home_city	vvarchar	50		Yes	Yes	Yes	
non_us_permanent_home_country	char	2		Yes	Yes	Yes	
non_us_permanent_home_non_us_address	boolean			Yes	Yes	Yes	Always "TRUE"
non_us_permanent_home_non_us_postal_code	vvarchar	30		Yes	Yes	Yes	
non_us_permanent_home_non_us_province	vvarchar	50		Yes	Yes	Yes	

non_us_permanent_home_street_1	varchar	50		Yes	Yes	Yes	
non_us_permanent_home_street_2	varchar	50		Yes	Yes	Yes	
non_us_phone_auth_txt	boolean			Yes		Yes	Not currently used
non_us_phone_ext	varchar	4		Yes		Yes	Not currently used
non_us_phone_number	varchar	25		Yes	Yes	Yes	
non_us_postal_code	varchar	30		Yes	Yes	Yes	Agent's Postal Code
non_us_province	varchar	50		Yes	Yes	Yes	Agent's State/ Province
number_of_dependents	smallint			Yes	Yes	Yes	
number_of_practical_training	smallint			Yes	Yes	Yes	
otherfirstname	varchar	50		Yes	Yes	Yes	From Account
otherlastname	varchar	50		Yes	Yes	Yes	From Account
othermiddlename	varchar	50		Yes	Yes	Yes	From Account
parent_guardian_address_verified	boolean			Yes	Yes	Yes	
parent_guardian_city	varchar	50		Yes	Yes	Yes	
parent_guardian_country	char	2		Yes	Yes	Yes	
parent_guardian_email	varchar	50		Yes	Yes	Yes	
parent_guardian_first_name	varchar	25		Yes	Yes	Yes	
parent_guardian_last_name	varchar	25		Yes	Yes	Yes	
parent_guardian_no_first_name	boolean			Yes	Yes	Yes	
parent_guardian_non_us_address	boolean			Yes	Yes	Yes	

parent_guardian_non_us_postal_code	varchar	30		Yes	Yes	Yes	
parent_guardian_non_us_province	varchar	50		Yes	Yes	Yes	
parent_guardian_phone_auth_txt	boolean			Yes		Yes	
parent_guardian_phone_ext	varchar	4		Yes		Yes	Not currently used
parent_guardian_phone_number	varchar	25		Yes	Yes	Yes	
parent_guardian_relationship	char	1		Yes	Yes	Yes	
parent_guardian_state	char	2		Yes	Yes	Yes	
parent_guardian_street_1	varchar	50		Yes	Yes	Yes	
parent_guardian_street_2	varchar	50		Yes	Yes	Yes	
parent_guardian_zip_code	varchar	20		Yes	Yes	Yes	
passport_country_of_issuance	char	2		Yes	Yes	Yes	
passport_expiration_date	date			Yes	Yes	Yes	
passport_not_yet	boolean			Yes	Yes	Yes	
passport_number	varchar	20		Yes	Yes	Yes	
perm_addr_address_verifieded	boolean			Yes	Yes	Yes	From Account
perm_addr_city	varchar	50		Yes	Yes	Yes	From Account
perm_addr_country	char	2		Yes	Yes	Yes	From Account
perm_addr_non_us_address	boolean			Yes	Yes	Yes	From Account
perm_addr_non_us_postal_code	varchar	30		Yes	Yes	Yes	From Account
perm_addr_non_us_province	varchar	50		Yes	Yes	Yes	From Account

perm_addr_state	char	2		Yes	Yes	Yes	From Account
perm_addr_street_1	varchar	50		Yes	Yes	Yes	From Account
perm_addr_street_2	varchar	50		Yes	Yes	Yes	From Account
perm_addr_zip_code	varchar	20		Yes	Yes	Yes	From Account
phone_auth_txt	boolean			Yes		Yes	Not currently used
phone_ext	varchar	4		Yes	Yes	Yes	Not currently used
phone_number	varchar	25		Yes	Not currently used Currently holds same value as alt_non_us_phone_number		
preferred_firstname	varchar	50					
preferred_lastname	varchar	50					
preferred_middlename	varchar	50					
preferred_name	boolean						
presently_studying_in_us	boolean			Yes	Yes	Yes	
primary_language	varchar	10		Yes	Yes	Yes	
pt1_authorizing_school	varchar	32		Yes	Yes	Yes	
pt1_end_date	date			Yes	Yes	Yes	
pt1_practical_training_id	bigint			No	Yes	Yes	
pt1_start_date	date			Yes	Yes	Yes	
pt1_type	varchar	3		Yes	Yes	Yes	
pt2_authorizing_school	varchar	32		Yes	Yes	Yes	
pt2_end_date	date			Yes	Yes	Yes	

pt2_practical_training_id	bigint			No	Yes	Yes	
pt2_start_date	date			Yes	Yes	Yes	
pt2_type	varchar	3		Yes	Yes	Yes	
pt3_authorizing_school	varchar	32		Yes	Yes	Yes	
pt3_end_date	date			Yes	Yes	Yes	
pt3_practical_training_id	bigint			No	Yes	Yes	
pt3_start_date	date			Yes	Yes	Yes	
pt3_type	varchar	3		Yes	Yes	Yes	
pt4_authorizing_school	varchar	32		Yes	Yes	Yes	
pt4_end_date	date			Yes	Yes	Yes	
pt4_practical_training_id	bigint			No	Yes	Yes	
pt4_start_date	date			Yes	Yes	Yes	
pt4_type	varchar	3		Yes	Yes	Yes	
race_ethnicity	Text string			Yes	Yes	Yes	9.30.16
race_group	Text string			Yes	Yes	Yes	9.30.16
salt	text			Yes		Yes	System property
second_phone_auth_txt	boolean			Yes	Yes	Yes	From Account
second_phone_ext	varchar	4		Yes	Yes	Yes	From Account
second_phone_number	varchar	25		Yes	Yes	Yes	From Account
sevis_id_number	varchar	11		Yes	Yes	Yes	
signature	text			No	Yes		Not currently used

ssn	text			Yes	Yes	Yes	
ssn_exception	boolean Default = false			Yes			
ssn_last4	char	4		Yes			
ssn_no	Boolean			Yes	Yes	Yes	9.30.16
ssn_type	char	1		Yes	Yes		
state	varchar	2		Yes	Yes	Yes	Not currently used
status	char			Yes	Yes	Yes	Application download status
street_1	varchar	50		Yes	Yes	Yes	Agent street address 1
street_2	varchar	50		Yes	Yes	Yes	Agent street address 2
suffix	varchar	3		Yes	Yes	Yes	From Account
sup_page_code	varchar	30		Yes	Yes	Yes	
term_start_date	Date			Yes	Yes	Yes	9.30.16
term_end_date	Date			Yes	Yes	Yes	9.30.16
tstmp_create	timestamp with time zone			Yes			
tstmp_download	timestamp with time zone			Yes	Yes		

tstmp_submit	timestamp with time zone			Yes	Yes	Yes	
tstmp_update	timestamp with time zone			Yes	Yes	Yes	
visa_type	varchar	4		Yes	Yes	Yes	
zip_code	varchar	20		Yes	Yes	Yes	Not currently used



## Data Fields: BOG Fee Waiver Application

The table below includes all the columns/fields you can download to your college SIS for the BOG Fee Waiver application. Refer to the BOG Fee Waiver Data Dictionary for detailed field definitions.

Data Element (column)	Data Type	Length	Allows Null	Download	Report Center	Rules Available	Notes
ack_fin_aid	boolean						
app_id	bigint		No				
app_lang	string	2					
birthdate	date						
born_before_23_year	string	1					
campaign1	string	255					
campaign2	string	255					
campaign3	string	255					
ccc_id	string	8	No				
cert_national_guard	string	1					
cert_veteran_affairs	string	1					
city	string	50					
college_id	string	3					
college_name	string	50					
confirmation_applicant	boolean						
confirmation_number	String	25					
confirmation_parent_guardian	boolean						

country	string	2					
dep_gross_income	integer						
dep_number_household	integer						
dep_other_income	integer						
dep_total_income	integer						
dependency_status	string	1					
dependent_on_parent_taxes	string	1					
dependents	string	1					
determined_ab540_eligible	string	1					
determined_non_res_exempt	string	1					
determined_residentca	string	1					
elig_bogfw	String	1					
elig_medal_honor	string	1					
elig_method_a	boolean						
elig_method_b	boolean						
elig_police_fire	string	1					
elig_sept_11	string	1					
email	String	50					
emancipated_minor	string	1					
firstname	string	50					
general_assistance	string	1					
homeless_youth_hud	string	1					

homeless_youth_other	string	1					
homeless_youth_school	string	1					
ind_gross_income	Integer						
ind_number_household	integer						
ind_other_income	integer						
ind_total_income	integer						
ip_address	string	15					
last_page	string	25					
lastname	string	50					
legal_guardianship	string	1					
living_with_parents	string	1					
mainphone	string	14					
mainphone_auth_text	boolean						
mainphone_ext	string	4					
marital_status	string	1					
married_or_rdp	string	1					
middlename	string	50					
non_us_address	Boolean						
parent_guardian_name	string	60					
parents_assistance	string	1					
parents_deceased	string	1					
postalcode	string	20					

preferred_firstname	string	50					
preferred_lastname	string	50					
preferred_middlename	string	50					
preferred_name	boolean						
province	string	30					
reg_dom_partner	string	1					
ssi_ssp	string	1					
ssn	string						
ssn_exception	boolean						
ssn_hash	string						
ssn_last4	string	4					
ssn_type	string	1					
state	string	2					
status	String	1					
streetaddress1	string	50					
streetaddress2	string	50					
student_college_id	string	20					
tanf_calworks	string	1					
term_code	string	5					
term_desc	Text	50					

tstmp_create	date	timestamp with time zone					
tstmp_download	date	timestamp with time zone					
tstmp_submit	date	Timestamp with time zone					
tstmp_update	date	Timestamp with time zone					
us_veteran	string	1					
year_code	bigint						
year_description	string	100					

## Data Fields: Supplemental Questions Responses

---

**Important:** These fields names are the names populated in the database table and therefore the names you reference in your format definitions XML file. See the sections above for what names to use in the XML file. When you configure your format XML file for supplemental question download by including the database field name below, the "nn" in the Database Field Name column example below is replaced with the number for each field of that type that you included in your supplemental questions (i.e. <field name = "supp\_secret\_01"/>, <field name = "supp\_secret\_02"/>, etc.).

Database Field Name	Data Type	Comment
supp_check_nn	boolean	50 check box answers; nn=01 thru 50
supp_country_nn	character(2)	5 country code answers; nn=01 thru 05
supp_date_nn	date	5 date answers; nn=01 through 05
supp_secret_nn	character varying(20)	5 hidden text field responses; nn= 01 through 05
supp_menu_nn	boolean	30 menu answers nn=01 through 30
supp_phonenumber_nn	character varying(25)	5 phone number answers nn=01 through 05
supp_state_nn	character(2)	5 state code answers nn=01 through 05
supp_text_nn	character varying(250)	20 text answers nn=01 through 20
supp_yesno_nn	boolean	30 yes/no answers nn=01 through 30