



CCC MyPath & Learner Onboarding



CALIFORNIA COMMUNITY COLLEGES



- Introductions & Agenda
- What is MyPath?
- MyPath & Guided Pathways
- Where are We Going Next?
- How Do You Get Involved?
- Case Study - Santa Rosa Junior College
- Questions & Answers
- Closing

Mitch Leahy

- Coordinator, A&R
- Santa Rosa Junior College
- Responsible for coordinating the implementation of MyPath at SRJC
- mleahy@santarosa.edu

Mike Caruso

- Product Manager
- California Community Colleges Technology Center
- Responsible for CCC MyPath
- mcaruso@ccctechcenter.org

CCC MyPath

- The Guided Pathways Platform
- Chancellor's Office platform for delivering the onboarding portion of the Guided Pathways experience
- Target userbase:
 - Incoming/pre-application students
 - Post-application onboarding students
- Administered by:
 - Chancellor's Office
 - College staff (often non-technical)



Four Pillars of Guided Pathways



Create clear curricular pathways to employment and further education.



Help students choose and enter their pathway.



Help students stay on their path.



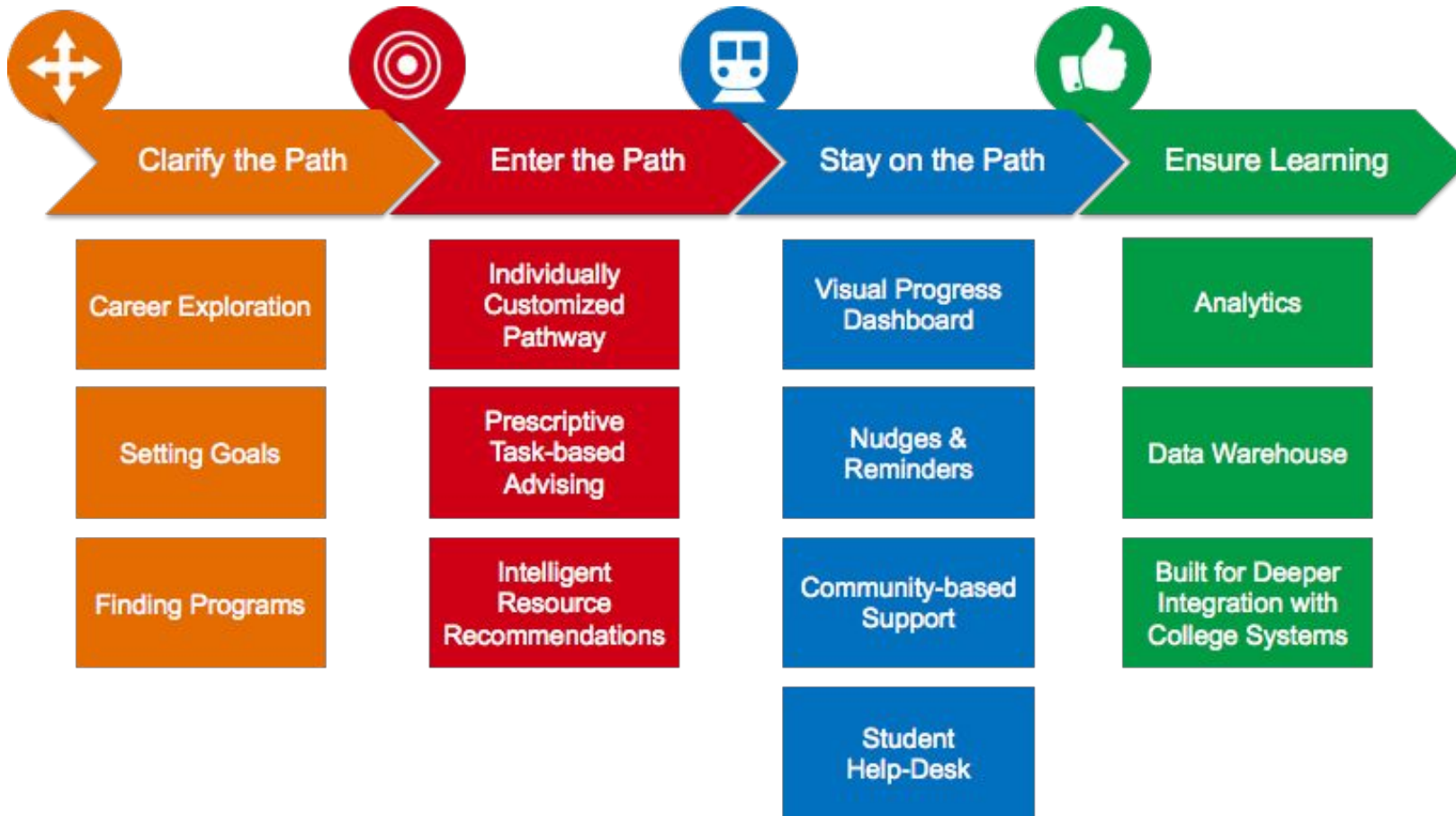
Ensure that learning is happening with intentional outcomes.

The four pillars of the Guided Pathways framework are:

1. Clarify the Path
2. Enter the Path
3. Stay on the Path
4. Ensure Learning



MyPath & Guided Pathways



[About the Colleges](#)[Explore Careers](#)[Choose a College](#)[Apply for College](#)[Pay for College](#)

1. EXPLORE CAREERS

Find a career that motivates you.

- Take the Career Assessment
- Explore Careers
- View Potential Wages

2. CHOOSE A COLLEGE

Discover a college that will help you reach your goals.

- About the Community Colleges
- Find a College
- All Community Colleges

[SEE ALL](#) ▶▶

3. APPLY FOR COLLEGE

Get your application started and learn about priority registration.

- Begin Application
- What is Priority Registration?
- Orientation

[SEE ALL](#) ▶▶

4. PAY FOR COLLEGE

Apply for financial aid.

- Eligibility
- Get Ready to Apply
- Apply Now

[SEE ALL](#) ▶▶



CCC Demonstration College



PLACEMENT

View Your Placement Results

- Your Placement Results
- Select Courses

FINANCIAL ASSISTANCE

Get help paying for college.

- FAFSA and the Bog Fee Waiver

CHILD CARE

Learn about Child Care services available at CCC Demonstration College.

- Learn About Child Care Services

SERVICES FOR DISABLED STUDENTS

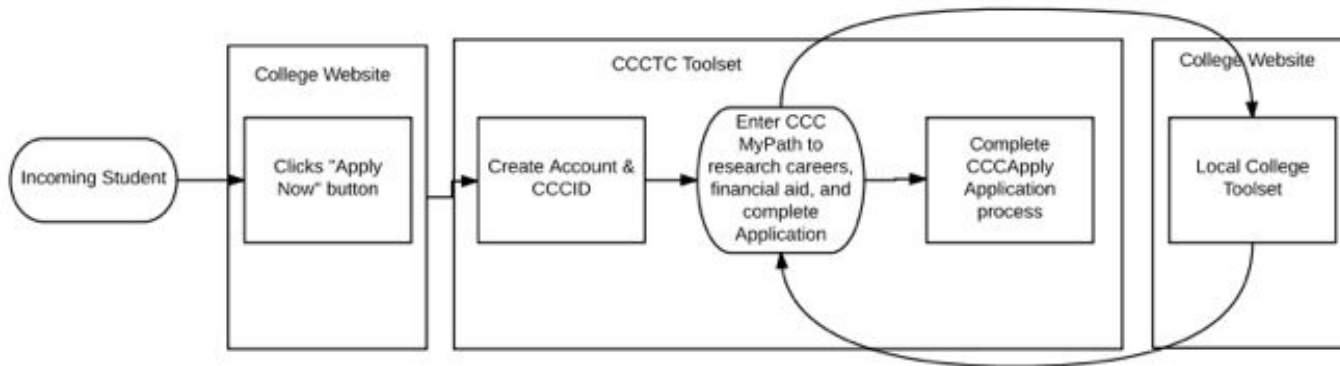
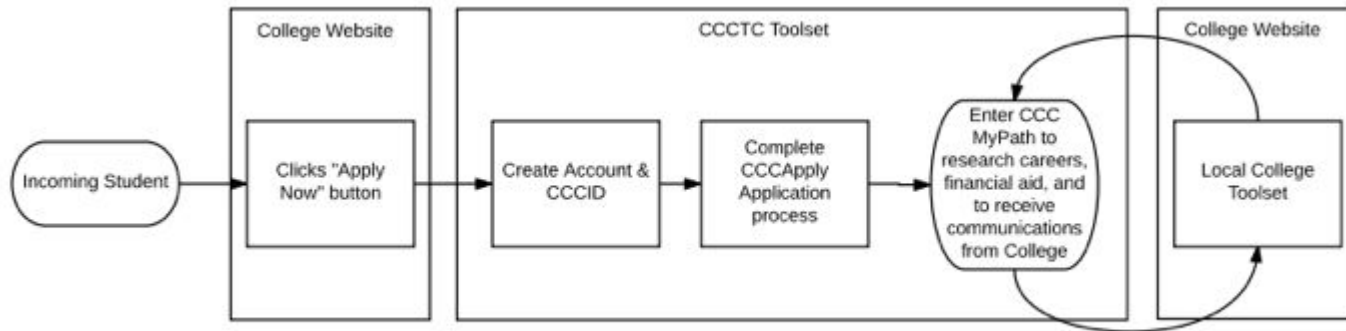
Learn about services available to disabled students, and how to apply for them.

- On Campus DSPS Information





How MyPath Applies Guided Pathways



	Q3 17/18	Q4 17/18	Q1 18/19	Q2 18/19	Q3 18/19
CCC MyPath	User Tracking Phase 1				
	CMS/Marketing Features				
		MyPath Content Service			
		Document Upload Service			
			MyPath Calendar		
				MyPath UI Design Phase 2	
				Rules Engine Phase 2	
				Recommendation Phase 2	
					Context Sensitive Help (Help Service)

Special Highlights:

- Automated Nudges
- Document Upload Service
- MyPath Calendar

Technical Requirements

- Shibboleth Upgrade (or supported equivalent)
- SSO Proxy
- IAM Team Assistance

Implementation Process

- Enabling Services Kickoff
- Complete Technical Requirements
- Configure Content
- Launch URLs



MyPath

CALIFORNIA COMMUNITY COLLEGES



SANTA ROSA JUNIOR COLLEGE

Building on a Legacy of Excellence



Single Sign-On (SSO)

- Customizable for your institution
- Allows you to use your institution's student login
- Allows you to add auxiliary links to your institution's website



SANTA ROSA JUNIOR COLLEGE

Building on a Legacy of Excellence

SRJC PORTAL LOGIN

Welcome to myPath!

myPath is The California Community Colleges (CCC) statewide portal.

You can access MyPath to:

Explore careers

Learn about the SRJC steps for new students

Get information about Financial Aid

And much more!

SRJC Student ID Number

Can't remember? [Click here](#)

SRJC Pin Code

Can't remember? [Click here](#)

Login

PLEASE NOTE: By logging into myPath, you are now leaving the Santa Rosa Junior College website.



STEPS FOR NEW STUDENTS

Learn about the 5 steps for all new SRJC students

- Step 1: Apply
- Step 2: Assessment
- Step 3: Orientation



FINANCIAL AID INFO

Financial Aid can help you pay for college.

- Step One - Apply
- Step Two - Review
- Step Three - Follow up

SEE ALL

ONLINE LEARNING

Find online classes and become a successful online learner.

- Canvas Login
- Find online courses
- Learn Canvas

EXPLORE CAREERS

Explore Careers

- Visit our Career Center





STEPS FOR NEW STUDENTS

Learn about the 5 steps for all new SRJC students

- Step 1: Apply
- Step 2: Assessment
- Step 3: Orientation

FINANCIAL AID INFO

Financial Aid can help you pay for college.

- Step One - Apply
- Step Two - Review
- Step Three - Follow up

SEE ALL ▶▶

ONLINE LEARNING

Find online classes and become a successful online learner.

- Canvas Login
- Find online courses
- Learn Canvas

EXPLORE CAREERS

Explore Careers

- Visit our Career Center





« Dashboard

Steps for New Students

Financial Aid Info

Online Learning



Steps for New Students

WHAT

New students earn priority registration by completing these steps!


WHY

Whatever your situation - get there faster with priority registration by completing these steps!

HOW LONG

5 steps

(260 minutes, 4 to go)



Step 1

Step 1: Apply



Step 2

Step 2: Assessment



Step 3

Step 3: Orientation



Step 4

Step 4: Education Plan & Counseling



Step 5

Step 5: Enroll



« Dashboard

Steps for New Students

Financial Aid Info

Online Learning

Steps for New Students

WHAT

New students earn priority registration by completing these steps!

WHY

Whatever your situation - get there faster with priority registration by completing these steps!

HOW LONG

5 steps

(260 minutes, 4 to go)



Step 1

Step 1: Apply



Step 2

Step 2: Assessment



Step 3

Step 3: Orientation



Step 4

Step 4: Education Plan & Counseling



Step 5

Step 5: Enroll



« Dashboard

Steps for New Students

Financial Aid Info

Online Learning

Steps for New Students

WHAT

New students earn priority registration by completing these steps!

WHY

Whatever your situation - get there faster with priority registration by completing these steps!

HOW LONG

5 steps

(260 minutes, 4 to go)



Step 1

Step 1: Apply



Step 2

Step 2: Assessment



Step 3

Step 3: Orientation



Step 4

Step 4: Education Plan & Counseling



Step 5

Step 5: Enroll



STEPS FOR NEW STUDENTS

[VIEW](#)[EDIT](#)

- [Clone content](#)

[Cambiar A Español](#)

NEW STUDENTS EARN PRIORITY REGISTRATION BY COMPLETING THESE STEPS!

[Watch Video](#)[Step 1:](#)[Step 2:](#)[Step 3:](#)[Step 4:](#)[Step 5:](#)[More Resources](#)

STEP 2: ASSESSMENT

Assessment is one of the critical steps to help students start on a successful pathway in college. It is important that students take the classes that they are academically prepared. Placement tests are designed to help determine the appropriate levels of courses that students need to take in mathematics, English, or English as a Second Language (ESL.) After receiving a course placement, you may enroll in that course or a lower course level. In addition, your course placement information may be helpful to you if you are interested in taking other courses at SRJC. Placement testing is offered year round.

Students may fulfill the Assessment requirement in a subject area (Mathematics, English or ESL) through one or more of the following:

- Completing an equivalent course at a **post-secondary accredited institution** (not high school) in that subject area. The equivalent course will determine placement. **Note:** you must submit official transcripts and complete the **Prerequisite Equivalency Form** in order to fulfill the Assessment requirement in this option.
- Taking the SRJC placement tests within three (3) years prior to initial registration
- Taking valid, approved placement tests at other two-year California community colleges within three (3) years prior to initial registration.
- Having valid **Early Assessment Program (EAP) results** that satisfy placement conditions determined by the District.



STEPS FOR NEW STUDENTS

Learn about the 5 steps for all new SRJC students

- Step 1: Apply
- Step 2: Assessment
- Step 3: Orientation

FINANCIAL AID INFO

Financial Aid can help you pay for college.

- Step One - Apply
- Step Two - Review
- Step Three - Follow up

SEE ALL ▶

ONLINE LEARNING

Find online classes and become a successful online learner.

- Canvas Login
- Find online courses
- Learn Canvas

EXPLORE CAREERS

Explore Careers

- Visit our Career Center





« Dashboard

Explore Careers

Register for Classes

Explore Careers

WHAT

Get information on careers that appeal to you

WHY

Learn about career paths and opportunities to help you direct your studies

HOW LONG

1 steps



Step 1


Visit our Career Center

Get help with Career Exploration/Research and More!

Takes about 90 minutes

Visit our Career Center





FINANCIAL AID INFO

Financial Aid can help you pay for college.

- Step One - Apply
- Step Two - Review
- Step Three - Follow up

[SEE ALL](#)

ONLINE LEARNING

Find online classes and become a successful online learner.

- Canvas Login
- Find online courses
- Learn Canvas

[SEE ALL](#)

EXPLORE CAREERS

Explore Careers

- Visit our Career Center

REGISTER FOR CLASSES

Finished the steps? Time to register!

- Plan Your Class Schedule
- Confirm Your Registration Priority
- Register For Classes





« Dashboard



Explore Careers

Register for Classes



Register for Classes

WHAT

WHY

Registration is required to be officially enrolled at SRJC.

HOW LONG

3 steps



Step 1 Plan Your Class Schedule



Step 2 Confirm Your Registration Priority



Step 3 Register For Classes



« Dashboard



Explore Careers

Register for Classes



Register for Classes

WHAT

WHY

Registration is required to be officially enrolled at SRJC.

HOW LONG

3 steps



Step 1

Plan Your Class Schedule



Step 2

Confirm Your Registration Priority



Step 3

Register For Classes



« Dashboard



Explore Careers

Register for Classes



Register for Classes

WHAT

WHY

Registration is required to be officially enrolled at SRJC.

HOW LONG

3 steps



Step 1

Plan Your Class Schedule



Step 2

Confirm Your Registration Priority



Step 3

Register For Classes



MyPath has Apps!


Apps

 CCC Apply	 California Career Center	 Salary Surfer	 I Can Afford College	 California Virtual Campus	 Priority Registration
 Explore Colleges	 ASSIST	 Doing What Matters	 California CareerZone	 College Navigator	 College Directory
 Course Catalog	 Student Aid Commission	 California Career Cafe	 Manage OpenCCC Account	 Career Coach	




Choices for Implementing myPath (remember... it's up to you!)

1. Make myPath the 1st step for all new students



2. Put myPath at the end of the online application after the student applies





Keep in Mind!

MyPath relies on the CCCID to provide a dynamic, custom experience.





SANTA ROSA JUNIOR COLLEGE

Building on a Legacy of Excellence

What we look forward to:

- Greater integration with CCCApply and Canvas
- Text messaging to students
- Electronic forms



SANTA ROSA JUNIOR COLLEGE

Building on a Legacy of Excellence

Conclusion:

- Great support from the Technology Center
- Customizable
- Free to the college
- Most importantly: Great tool for supporting student success!



Questions?



Thank you for coming!

Contact Information:

Mike Caruso - mcaruso@ccctechcenter.org

Mitch Leahy - mleahy@santarosa.edu